



# Office of Financial Management

Better information. Better decisions. Better government. Better Washington

**Report Descriptions & Samples  
The Allotment System - AMR**

---



## **The Allotment System (TALS) Allotment Management & Review Report Descriptions & Samples**

## TABLE OF CONTENTS

GUIDE OVERVIEW .....	3
AMR001 – ALLOTMENT EXPENDITURE SUMMARY .....	5
AMR002 – ALLOTMENT EXPENDITURE DETAIL.....	6
AMR002 – FTE ALLOTMENT DETAIL.....	7
AMR003 – ALLOTMENT REVENUE SUMMARY .....	8
AMR004 – ALLOTMENT REVENUE DETAIL.....	9
AMR005 – ALLOTMENT CASH DISBURSEMENTS DETAIL.....	10
AMR007 – ALLOTMENT CASH RECEIPTS DETAIL.....	11
AMR008 – ALLOTTED VS. EA SCHEDULE .....	12
AMR010 – ALLOTTED REVENUE VS. EAS REVENUE VARIANCE.....	14
AMR011 – ALLOTTED EXPENDITURES VS. CASH DISBURSEMENTS.....	15
AMR012 – ALLOTMENT REVENUE VS. CASH RECEIPTS .....	16
AMR013 – ALLOTMENT REVENUE VS. EXPENDITURE (ALL FUNDS).....	17
AMR014 – PROJECTED MONTHLY CASH BALANCE .....	18
AMR015 – PROJECTED FUND BALANCE .....	19
AMR016 – PROJECTED CASH BALANCE .....	20
AMR017 – COMPARISON OF ORIGINAL ALLOTMENT.....	21
AMR018 – UNANTICIPATED RECEIPTS ALLOTMENTS .....	22
AMR019 – ALLOTMENT STATUS.....	23
AMR020 – UNANTICIPATED RECEIPT APPROVAL REQUEST .....	24
AMR021 – ALLOTTED REVENUE VS. EXPENDITURE .....	25
ADDITIONAL INFORMATION – HELP DESK .....	25

## Guide Overview

This guide serves as an allotment report overview. Each report listed will display different allotment and expenditure data based on the source and filters requested. If the report options do not apply, they can be left blank. The reports listed below can be found on the TALS View Packet List page. The Enterprise Report Tab will navigate to Enterprise Reports. Each of these reports and other reports, can be found there. To get access to TALS or Enterprise Reports please go to [ofm.wa.gov/IT-systems](https://ofm.wa.gov/IT-systems).

-  **Note:** The report examples in this document are created in Enterprise Reports. They can be located in the Budget Reports folder/ Allotment Reports subfolder.
-  **Note:** Assigned OFM and legislative staff can select to view one, multiple, or all agency information in these and other reports. Options for report views are based on available information and permissions. If the report does not show the requested data, the information is unavailable, or the requested details do not match system data.

## Report Parameters

Report detail selections will vary depending on the information needed in the report. Below is the list of parameters and definition, some of the parameters will be required depending on the report. **Biennium**, **User Group**, and **Agency** is always required. The list below is in the order of ER report parameters.

1. **Instance Title:** Report Title
2. **Format:** Default is Crystal Reports which can be saved as a PDF
3. **Personal Title:** Optional Preferred Title
4. **User Group:** Agency
5. **Biennium:** Select the biennium needed for results
6. **Agency:** Assigned State Agency code and name of state agency
7. **Packet Program:** List of program names or codes from AFRS
8. **Agency Allotment Option**
  - 1: Objects by Total Funds (Default)
  - 2: Objects by Expenditure Authority
9. **Packet Purpose:** Initial or Supplemental Allotment, Unanticipated Receipts, Internal Adjustments, or Capital
10. **Packet Status:** Draft, Approved, Returned, or Denied
11. **Packet Number:** TALS Packet Number
12. **Display Comments:** Yes / No – Internal or OFM
13. **Account:** Fund code or name from AFRS
14. **Expenditure Authority Code:** The three-character code assigned by OFM to identify each legislative or executive authorization to incur expenditures.
15. **Expenditure Authority Index:** Refers to the AFRS index structure for EA Codes
16. **Level of Detail for Account / EA:** Account (default), EA Code, or EA Index
17. **Program:** Any of the major activities of an agency expressed as a primary function or organizational unit
18. **Sub Program:** Sub-Program within the agency, if applicable
19. **Activity:** Something an organization does to accomplish its goals and objectives. An activity consumes resources and produces a product, service, or result.
20. **Sub Activity:** Agency reported Sub-Activity
21. **Task:** Any Task related to Sub-Activity
22. **Program Index:** Five-to-six-digit code assigned to a program in AFRS
23. **Level of Detail for Program:** Agency, Program (default), Sub Program, Activity, Sub Activity, Task, Program Index
24. **Division:** Two-character alphanumeric field that identifies the first level of organization structure below agency
25. **Branch:** Two-character alphanumeric field that identifies the level of organization structure below Division and establishes the relationship of Branch to Division

- 26. **Section:** a two-character alphanumeric field that identifies the level of the organization structure below Branch and establishes the relationship of Section to Branch.
- 27. **Unit:** If agency is broken up by unit and a specific unit is required on report
- 28. **Cost Center:** two-character alphanumeric field that identifies the level of the organization below Unit and is the lowest level in the Organization structure.
- 29. **Organization Index:** four-character alphanumeric code that identifies a unique organizational hierarchy
- 30. **Level of Detail for Organization:** Agency (default), Division, Branch, Section, Unit, Cost Center, or Organization Index
- 31. **Budget Unit:** a three-character alphanumeric field used by designated agencies to provide lower-level organizational information required by the Legislative Evaluation & Accountability Program (LEAP) office.
- 32. **Display Budget Unit:** Yes / No (default)
- 33. **Project:** Four-character alphanumeric field that identifies the Project code associated with a particular Organization Index
- 34. **Sub Project:** Two-character alphanumeric field that identifies a further division within a Project
- 35. **Project Phase:** Two-character alphanumeric field which identifies a further division within a Sub-Project
- 36. **Level of Detail for Project:** Agency(default), Project, Sub-project, or Project Phase
- 37. **Budget Activity:** Major systems and business processes used by the agency to achieve it's strategic goals and mission
- 38. **Display Budget Activity:** Yes / No
- 39. **User Defined:** Internal agency comments added to the packet
- 40. **Display User Defined:** Yes / No
- 41. **Object:** Expenditures relating to particular items or item categories
- 42. **Sub Object:** Breakdown of object of expenditures relating to particular items or item categories.
- 43. **Sub-Sub Object:** Further breakdown of Sub-Object of expenditures relating to particular items or item categories.
- 44. **Level of Detail for Object:** Object (default), Sub-Object, or Sub Sub-Object
- 45. **Major Source:** Major Source of Revenue AFRS code or title
- 46. **Source:** Breakdown of Major Source
- 47. **Sub Source:** Breakdown of Source
- 48. **Level of Detail for Revenue:** Major Source (default), Agency, Source, or Sub-Source
- 49. **Capital Project Number:** List of agency's Project Numbers

## AMR001 – Allotment Expenditure Summary

### Purpose & Overview

This report provides a summary of expenditure allotment and Full-Time Equivalent (FTE) allotment data by program, account, account type, expenditure authority or expenditure authority index and object for fiscal year and biennial time periods. The report may not run below the sub-program level. The report displays information in five categories:

1. Report summary
2. Allotted expenditures
3. Unallotted
4. Reserve and
5. Comments

The report is used to verify and analyze data entered into TALS during the creation and review process. Upon approval it is used to provide information on expenditure and FTE allotments. TALS combines information stored in AFRS with approved packets and those under review to see the total effect of the incremental change being proposed.

### Report Example

OFM		105 - Office of Financial Management Allotment Expenditure Summary 2021-23 Biennium TALS-AMR			
Packet Purpose: Operating 1st Supplemental		<b>Example</b>			
Packet Number: 0009					
Packet Status: Approved					
		Report Number: AMR001 Date Run: 8/30/2022 7:11AM Print Date: 8/30/2022 7:11AM			
Allotment Summary					
		FY 2022	FY 2023	Biennial Total	
Total Allotted		████████	████████	████████	
Total Unallotted*		████████	████████	████████	
Total Agency 105 Allotment*		████████████████████			
Total General Fund-State FTE Staff Years		████	████	████	
Total Other FTE Staff Years		████	████	████	
Total Agency 105 FTE Staff Years		████████████████			
Allotted Expenditures					
Program		FY 2022	FY 2023	Biennial Total	% of Total
<b>Account and Expenditure</b>					
Authority Type	EA Code	FY 2022	FY 2023	Biennial Total	
<b>Object</b>					
		FY 2022	FY 2023	Biennial Total	% of Total
A Salaries and Wages		████████	████████	████████	████████
B Employee Benefits		████████	████████	████████	████████
C Professional Service Contracts		████████	████████	████████	████████
E Goods and Services		████████	████████	████████	████████
G Travel		████████	████████	████████	████████
J Capital Outlays		████████	████████	████████	████████
S Interagency Reimbursements		████████	████████	████████	████████
Total Agency 105 Allotted		████████████████████			
Unallotted*					
Program		FY 2022	FY 2023	Biennial Total	
Total Agency 105 Unallotted*		████████████████			
<b>Account and Expenditure</b>					
Authority Type	EA Code	FY 2022	FY 2023	Biennial Total	

## AMR002 – Allotment Expenditure Detail

### Purpose & Overview

The AMR002 report provides a detail of expenditure allotment and FTE allotment data by program, account, account type, expenditure authority or expenditure authority index and object for fiscal year and biennial time periods. The report displays information by month, fiscal year, and biennium.

There are two options available. Both options contain the following sections: Expenditure Data, FTE Data, Summary for Agency, Program, Organization, Project, Budget Unit, Budget Activity, User Defined and Section Comments. Option 1 contains; Objects by Total Funds and Option 2 contains; Objects by Expenditure Authority.

The report is used to verify and analyze data entered into TALS during the creation and review process. Upon approval it is used to provide information on expenditure and FTE allotments. TALS combines information stored in AFRS with approved packets and those under review to see the total effect of the incremental change being proposed.

### Report Example:

OFM		105 - Office of Financial Management Allotment Expenditure Detail			
		2021-23 Biennium TALS-AMR			
<b>Packet Purpose:</b> Operating 1st Supplemental <b>Packet Number:</b> 0009 <b>Packet Status:</b> Approved		<b>Report Number:</b> AMR002 <b>Date Run:</b> 8/30/2022 8:00AM <b>Print Date:</b> 8/30/2022 8:00AM			
<b>Example</b>					
<b>Program Structure</b> 020 - Budget					
<b>Expenditures by Account-EA Type and Expenditure Authority Code</b>					
			<b>FY 2022</b>	<b>FY 2023</b>	<b>Biennium Total</b>
001-1 General Fund-State		Jul	0	0	
011 Salaries and Expenses - FY1		Aug	0	0	
<b>Total 011 Allotted</b>				0	
			<b>FY 2022</b>	<b>FY 2023</b>	<b>Biennium Total</b>
001-1 General Fund-State		Jul	0		
012 Salaries and Expenses - FY2		Aug	0		
<b>Total 012 Allotted</b>			0		
<b>Program Structure</b> 020 - Budget					
<b>FTE Staff</b>					
<b>Fiscal Year</b>	<b>General Fund-State</b>	<b>Other Accounts</b>	<b>Total</b>		
2022					
<b>Total Staff Months</b>	0.00	0.00	0.00		
<b>Annual Average</b>	0.00	0.00	0.00		
<b>Fiscal Year</b>	<b>General Fund-State</b>	<b>Other Accounts</b>	<b>Total</b>		
2023					
<b>Total Staff Months</b>		0.00			
<b>Annual Average</b>		0.00			
<b>Program Structure</b> 020 - Budget					
<b>Expenditures By Object</b>					
			<b>FY 2022</b>	<b>FY 2023</b>	<b>Biennium Total</b>
A Salaries and Wages		Jul	0		
<b>Total Object A</b>					
			<b>FY 2022</b>	<b>FY 2023</b>	<b>Biennium Total</b>
B Employee Benefits		Jul	0		
<b>Total Object B</b>			0		

## AMR002 – FTE Allotment Detail

### Purpose and Overview of Report

The AMR002FTE report provides a detail of the FTE allotment data by account, expenditure authority, expenditure authority index and objects for the chosen fiscal year and biennium. Objects may be entered with FTEs but are not required. The report displays information by month, fiscal year, and biennium and contains two sections: Data and comments.

The report is used to verify and analyze data entered into TALS during the creation and review process. Upon approval it is used to provide information on FTE allotments. TALS combines information stored in AFRS with approved packets and those under review to see the total effects of the incremental change proposed.

### Report Example:

OFM		105 - Office of Financial Management FTE Allotment Detail 2019-21 Biennium		
Packet Purpose: ALL Packet Number: ALL Packet Status: Approved Packet Program: Various		Report Number: AMR002FTE Date Run: 9/2/2022 2:50PM Print Date: 9/6/2022 10:19AM		
FTE Staff by Account-EA Type and Object				
001-1 General Fund-State  Object ~ Not Specified		FY 2020	FY 2021	Biennium Total
	Jul	0.00	1.00	
	Aug	0.00	1.00	
	Sep	0.00	1.00	
	Oct	0.00	1.00	
	Nov	0.00	1.00	
	Dec	0.00	1.00	
	Jan	0.00	1.00	
	Feb	0.00	1.00	
	Mar	0.00	1.00	
	Apr	0.00	1.00	
	May	0.00	1.00	
	Jun	0.00	1.00	
Total ~ Staff Months		0.00	12.00	12.00
Total ~ FTE Average		0.00	1.00	0.50
Total Object ~ Staff Months		0.00	12.00	12.00
Total Object ~ FTE Average		0.00	1.00	0.50
001-1 General Fund-State  Object A Salaries and Wages		FY 2020	FY 2021	Biennium Total
	Jul			
	Aug			
	Sep			
	Oct			
	Nov			
	Dec			
	Jan			
	Feb			
	Mar			
	Apr			
	May			
	Jun			
Total A~ Staff Months				
Total A~ FTE Average				
Total Object A Staff Months				
Total Object A FTE Average				
Total 001-1 General Fund-State Staff Months				
Total 001-1 General Fund-State FTE Average				

**Example**

## AMR003 – Allotment Revenue Summary

### Purpose & Overview

The AMR003 report provides a summary of the revenue allotment data by account and fund category for the chosen biennium. The report is a tool for comparing state expenditures to state revenues, the report displays which fund category, both fiscal years, and biennium total

The report is used to verify and analyze data entered into TALS during the creation and review process. Upon approval it is used to provide information on revenue allotments. TALS combines information stored in AFRS with approved packets and those under review to see the total effects of the incremental change proposed.

### Report Example:

Allotted Revenues by Account, by State, Federal, and Private/Local				
	Category	FY 2020	FY 2021	Biennial Total
001 General Fund	Federal	\$100	\$100	\$100
001 General Fund	Private/Local	\$100	\$100	\$100
001 General Fund	<b>Total</b>	<b>75,765,865</b>	<b>19,003,398</b>	<b>94,769,263</b>
██████████ Account	State	32,320,500	32,320,500	64,641,000
██████████ Fund	State	12,481,000	12,481,000	24,962,000
██████████ Acct	State	5,400,000	5,400,000	10,800,000
██████████ Services	State	1,454,000	1,454,000	2,908,000
██████████ Revl Acc	State	6,649,000	6,649,000	13,298,000
██████████ Service Account	State	10,355,000	10,355,000	20,710,000
██████████ Maint & Oper	State	33,719,500	35,219,500	68,939,000
All Accounts	<b>Total</b>	<b>178,144,865</b>	<b>122,882,398</b>	<b>301,027,263</b>

**Example**



## AMR004 – Allotment Revenue Detail

### Purpose & Overview

The AMR004 report provides a detail of the revenue allotment data by account and fund for the fiscal years and biennium. The report is divided into two sections data and comments.

The report is used to verify and analyze data entered into TALS during the creation and review process. Upon approval it is used to provide information on revenue allotments. TALS combines information stored in AFRS with approved packets and those under review to see the total effects of the incremental change proposed.

### Report Example:

Allotment Revenue Detail				
2021-23 Biennium				
Packet Purpose: ALL		Report Number: AMR004		
Packet Number: ALL		Date Run: 9/6/2022 1:32PM		
Packet Status: Approved		Print Date: 9/6/2022 1:32PM		
Revenue by Account and Major Source				
		FY 2022	FY 2023	Biennium Total
001 General Fund	Jul	0	61,919	
03 Federal Revenue	Aug	4,063,375	4,125,294	
	Sep	0	61,919	
	Oct	0	61,919	
	Nov	4,063,375	4,125,294	
	Dec	0	61,919	
	Jan	0	61,919	
	Feb	4,063,375	4,125,294	
	Mar	0	61,919	
	Apr	0	61,919	
	May	4,114,355	4,125,294	
	Jun	50,980	61,931	
03 Total		16,355,460	16,996,540	33,352,000
		FY 2022	FY 2023	Biennium Total
001 General Fund	Jul	0	0	
05 Private/Local Charges & Misc Revenue	Aug	66,375	66,375	
	Sep	0	0	
	Oct	0	0	
	Nov	66,375	66,375	
	Dec	0	0	
	Jan	0	0	
	Feb	66,375	66,375	
	Mar	0	0	
	Apr	0	0	
	May	66,375	66,375	
	Jun	0	0	
05 Total		265,500	265,500	531,000
001 General Fund Total		16,620,960	17,262,040	33,883,000

**Example**

## AMR005 – Allotment Cash Disbursements Detail

### Purpose & Overview

The AMR005 report provides a detail of allotment cash disbursements data by account and fund for the fiscal years and biennium. The report is divided into two sections data and comments.

The report is used to verify and analyze data entered into TALS during the creation and review process. Upon approval it is used to provide information on allotment cash disbursements. TALS combines information stored in AFRS with approved packets and those under review to see the total effects of the incremental change proposed.

### Report Example

OFM		179 - Department of Enterprise Services Allotment Cash Disbursements Detail 2013-15 Biennium		
<b>Packet Purpose:</b> Revenue and Cash Adjustments <b>Packet Number:</b> 0067 <b>Packet Status:</b> Approved		<b>Report Number:</b> AMR005 <b>Date Run:</b> 3/27/2015 9:47AM <b>Print Date:</b> 3/27/2015 9:48AM		
<b>Program Structure</b> ~ Not Specified				
Cash Disbursements by Account				
		FY 2014	FY 2015	Biennium Total
057 State Building Construction Account	Jul	0	849,398	
	Aug	0	(79,734)	
	Sep	0	(95,284)	
	Oct	0	(95,284)	
	Nov	0	(96,659)	
	Dec	0	(82,746)	
	Jan	0	(72,106)	
	Feb	0	(70,469)	
	Mar	0	(44,279)	
	Apr	0	(44,279)	
	May	0	(24,636)	
	Jun	0	(14,827)	
<b>Total 057 State Building Construction Account</b>		<b>0</b>	<b>129,095</b>	<b>129,095</b>
		FY 2014	FY 2015	Biennium Total
289 Thurston County Capital Facilities	Jul	0	(704,719)	
	Aug	0	78,318	
	Sep	0	93,868	
	Oct	0	93,868	
	Nov	0	95,244	
	Dec	0	81,331	
	Jan	0	70,691	
	Feb	0	69,054	
	Mar	0	42,864	
	Apr	0	42,864	
	May	0	23,221	
	Jun	0	13,396	
<b>Total 289 Thurston County Capital Facilities</b>		<b>0</b>	<b>0</b>	<b>0</b>


**Example**

## AMR007 – Allotment Cash Receipts Detail

### Purpose and Overview of Report

The AMR007 report provides a detail of the cash receipts allotment data by account and source codes for fiscal year and biennial time periods. The report displays information by month, fiscal year, and biennium. It is divided into two sections. The first containing the data and the second containing the comments.

The report is used to verify and analyze data entered into TALS during the creation and review process. Upon approval it is used to provide information on cash receipts allotments. OFM and the State Treasurer use cash receipt and disbursement allotments for statewide cash management. The accuracy of the individual cash receipt allotments is important.

 **Note:** Agency must have cash receipts & cash disbursements in their allotments for this report to work properly.

### Report Example

OFM		Allotment Cash Receipts Detail		
		2017-19 Biennium		
		TALS-AMR		
<b>Packet Purpose:</b> Operating 1st Supplemental <b>Packet Number:</b> <b>Packet Status:</b> Approved <b>Packet Program:</b>		<b>Report Number:</b> AMR007 <b>Date Run:</b> 11/21/2022 1:37PM <b>Print Date:</b> 11/21/2022 1:37PM		
<b>Program Structure</b>				
Cash Receipts by Account				
		FY 2018	FY 2019	Biennium Total
001 General Fund	Jul	0	(68,001)	
	Aug	0	(68,001)	
	Sep	0	(68,001)	
	Oct	0	(68,001)	
	Nov	0	(68,001)	
	Dec	0	(68,001)	
	Jan	0	(68,001)	
	Feb	0	(68,001)	
	Mar	0	(68,001)	
	Apr	0	(68,001)	
	May	0	(68,001)	
	Jun	319,000	(67,989)	
<b>Total 001 General Fund</b>		<b>319,000</b>	<b>(816,000)</b>	<b>(497,000)</b>



## AMR008 – Allotted vs. EA Schedule

### Purpose and Overview of Report

The AMR008 report provides a comparison of allotments to expenditure authority schedule (EAS) for the biennial time period. The report displays information by fiscal year and biennium. There are two sections to this report Biennial Comparison and Fiscal Comparison.

The report is used to identify variances between the allotment data and the expenditure authority schedule control numbers. This report is primarily used during the preparation and review of allotments.

Both the expenditure authority schedule control numbers and the allotment data are either at or summed to an agency level by fiscal year for each account.

Note: This report has two options:

- **AMR008 (A):** This packet Only
- **AMR008 (B):** All Packets

### Report Example:

OFM		Allotment vs. EA Schedule				Report Number: AMR008		
Packet Purpose: Capital Amendment		2017-19 Biennium				Date Run: 11/21/2022 1:50PM		
Packet Number: 0034		TALS-AMR				Print Date: 11/21/2022 1:50PM		
Packet Status: Approved								
<b>Biennial Comparison</b>								
<b>Agency Level Expenditure Authority</b>								
Account-EA Type EA Code	Allotted	Unallotted	Reserve	Allotment Total	Expenditure Authority from EAS	Allotment to EAS Variance	EAS Required Reserve	Reserve Variance
057-1 State Building Construction Account-State								
Catastrophic Flood Relief					19,974,520	(19,974,520)		
Cowlitz River Dredging					239,594	(239,594)		
Cost Effective K-3					55,000	(55,000)		
Higher Education Facility					150,000	(150,000)		
Behavioral Health					200,000	(200,000)		
Basic Law Enforcement					300,000	(300,000)		
Emergency Repairs		(368,759)		(368,759)		(368,759)		
057-1 Total State Building		(368,759)		(368,759)	20,919,114	(21,287,873)		
289-1 Capital Facilities-State								
Oversight of State					2,458,000	(2,458,000)		
Staff					1,222,000	(1,222,000)		
289-1 County					3,680,000	(3,680,000)		
<b>Total Agency</b>		(368,759)		(368,759)	24,599,114	(24,967,873)		

## AMR009 – Allotted Revenue vs. Expenditure Variance (Federal and Private/Local Funds Only)

### Purpose and Overview of Report

The AMR009 report provides a comparison of revenue allotments to expenditures for Federal and Private/Local funds for the fiscal year time period. The report displays information by fiscal year. There is one section to this report.

The report is used to identify variances between the revenue data and expenditure data. This report is primarily used during the fiscal year to make sure that the allotted revenue and expenditures are balanced.

Both the allotment data and expenditure data are either at or summed to an agency level by fiscal year for each account.

### Report Example:

Federal, Acct Private/Local		Revenue			Expenditure			Variance		
		FY 2014	FY 2015	Bien Total	FY 2014	FY 2015	Bien Total	FY 2014	FY 2015	Bien Total
001 - General Fund										
	Private/Local	1,129,818	1,987,764	3,117,582	1,129,820	1,987,762	3,117,582	(2)	2	0
15P - Energy Recovery Act Account										
	Federal	1,700,000	0	1,700,000	3,700,000	0	3,700,000	(2,000,000)	0	(2,000,000)

**Example**

## AMR010 – Allotted Revenue vs. EAS Revenue Variance

### Purpose and Overview

The AMR010 report provides a comparison of revenue allotments to expenditure authority schedule (EAS) revenue control numbers for fiscal year and biennial time periods. The report displays information by fiscal year and biennium. There is only one section to this report

The report is used to identify variances between the revenue allotment data and the expenditure authority schedule revenue control numbers. This report is primarily used during the preparation and review of revenue allotments.

Both the expenditure authority schedule control numbers and the revenue allotment data are either at or summed to an agency level by fiscal year for each account and source for comparison.

### Report Example:


OFM		Allotted Revenue vs. EAS Revenue						Report Number: AMR010		
Packet Purpose: Operating 4th Qtr Adjustme		2019-21 Biennium						Date Run: 11/21/2022 2:11PM		
Packet Number: 0029		TALS-AMR						Print Date: 11/21/2022 2:11PM		
Packet Status: Approved										
Acct	Revenue Source Code	Revenue Allotment			EA Schedule Revenue Version 49			Variance		
		FY 2020	FY 2021	Bienn Total	FY 2020	FY 2021	Bienn Total	FY 2020	FY 2021	Bienn Total
001	General Fund									
	0394 Corp for Natl &	0	0	0	16,456,000	16,058,000	32,514,000	(16,456,000)	(16,058,000)	(32,514,000)
	0541 Contributions and	0	0	0	526,000	0	526,000	(526,000)	0	(526,000)
<b>001</b>	<b>Total General Fund</b>	<b>0</b>	<b>0</b>	<b>0</b>	<b>16,982,000</b>	<b>16,058,000</b>	<b>33,040,000</b>	<b>(16,982,000)</b>	<b>(16,058,000)</b>	<b>(33,040,000)</b>
415	Personnel Service Account									
	0420 Charges for Services	0	0	0	6,814,000	6,814,000	13,628,000	(6,814,000)	(6,814,000)	(13,628,000)
421	Education Technology Revolving Fund									
	0420 Charges for Services	0	0	0	12,481,000	12,481,000	24,962,000	(12,481,000)	(12,481,000)	(24,962,000)
436	Labor Relations Service Acct									
	0420 Charges for Services	0	0	0	4,280,000	4,280,000	8,560,000	(4,280,000)	(4,280,000)	(8,560,000)
455	Higher Education Personnel Services									
	0420 Charges for Services	0	0	0	1,455,000	1,456,000	2,911,000	(1,455,000)	(1,456,000)	(2,911,000)
466	Statewide Info Tech System Dvlp Revl Acc									
	0420 Charges for Services	0	0	0	16,351,000	16,352,000	32,703,000	(16,351,000)	(16,352,000)	(32,703,000)
468	Central Service Account									
	0420 Charges for Services	0	0	0	10,775,000	10,775,000	21,550,000	(10,775,000)	(10,775,000)	(21,550,000)
472	Statewide Info Tech System Maint & Oper									
	0420 Charges for Services	1,500,000	3,000,000	4,500,000	34,065,000	34,065,000	68,130,000	(32,565,000)	(31,065,000)	(63,630,000)
<b>Total Agency</b>		<b>1,500,000</b>	<b>3,000,000</b>	<b>4,500,000</b>	<b>103,203,000</b>	<b>102,281,000</b>	<b>205,484,000</b>	<b>(101,703,000)</b>	<b>(99,281,000)</b>	<b>(200,984,000)</b>

# AMR011 – Allotted Expenditures vs. Cash Disbursements

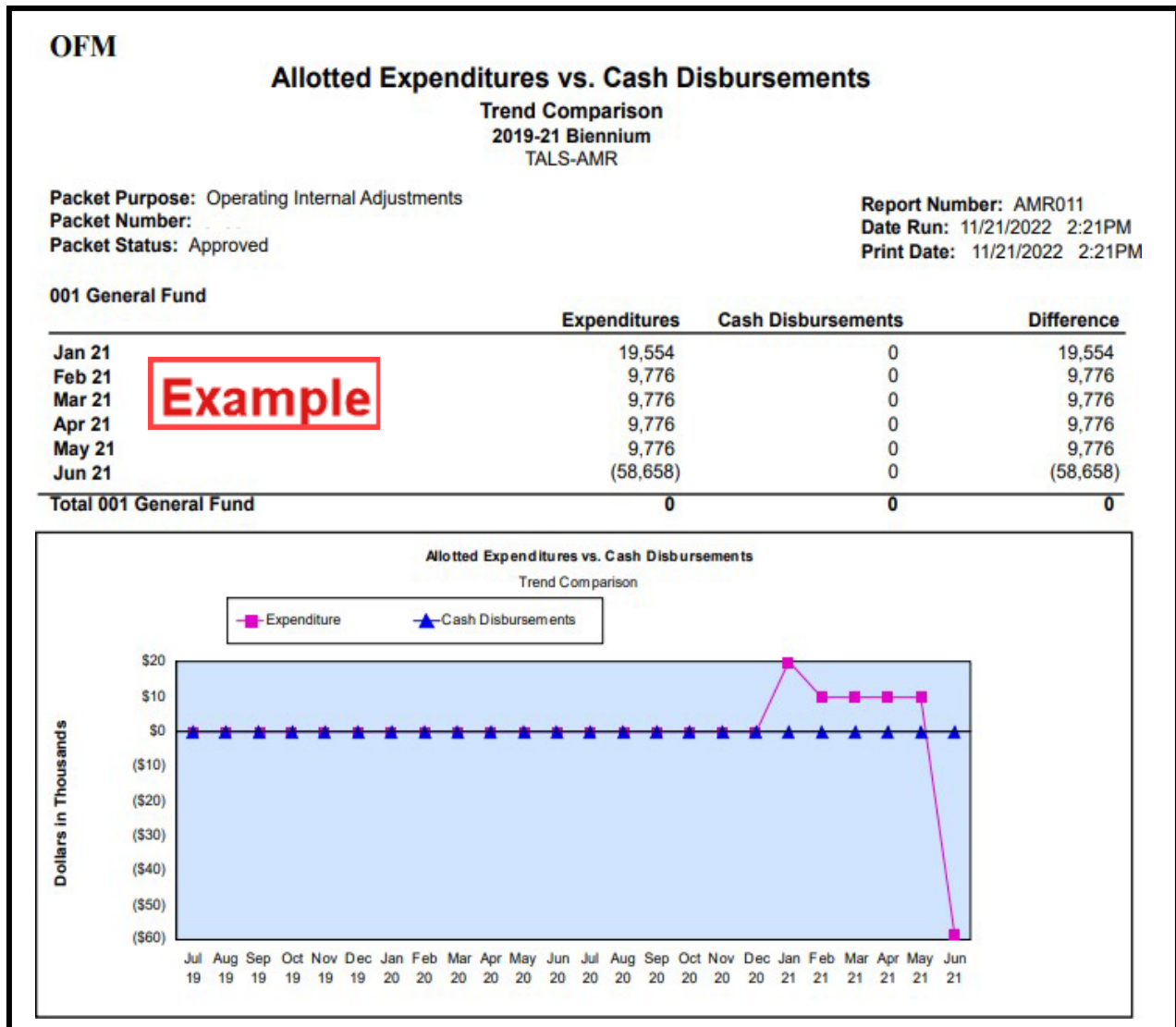
## Purpose and Overview

The AMR011 report provides a comparison of allotted expenditure data to cash disbursement allotments. The report displays information by fiscal month. There are two sections to this report; the first shows the data in spreadsheet form the second shows the data in graph form.

The report is used to compare allotted expenditure data to cash disbursement allotment data and to analyze the trends in relation to each other. This report is primarily used during the preparation and review of expenditure and cash disbursement allotments.

 **Note:** Agency must have cash receipts & cash disbursements in their allotments for this report to work properly.

## Report Example:




## AMR012 – Allotment Revenue vs. Cash Receipts

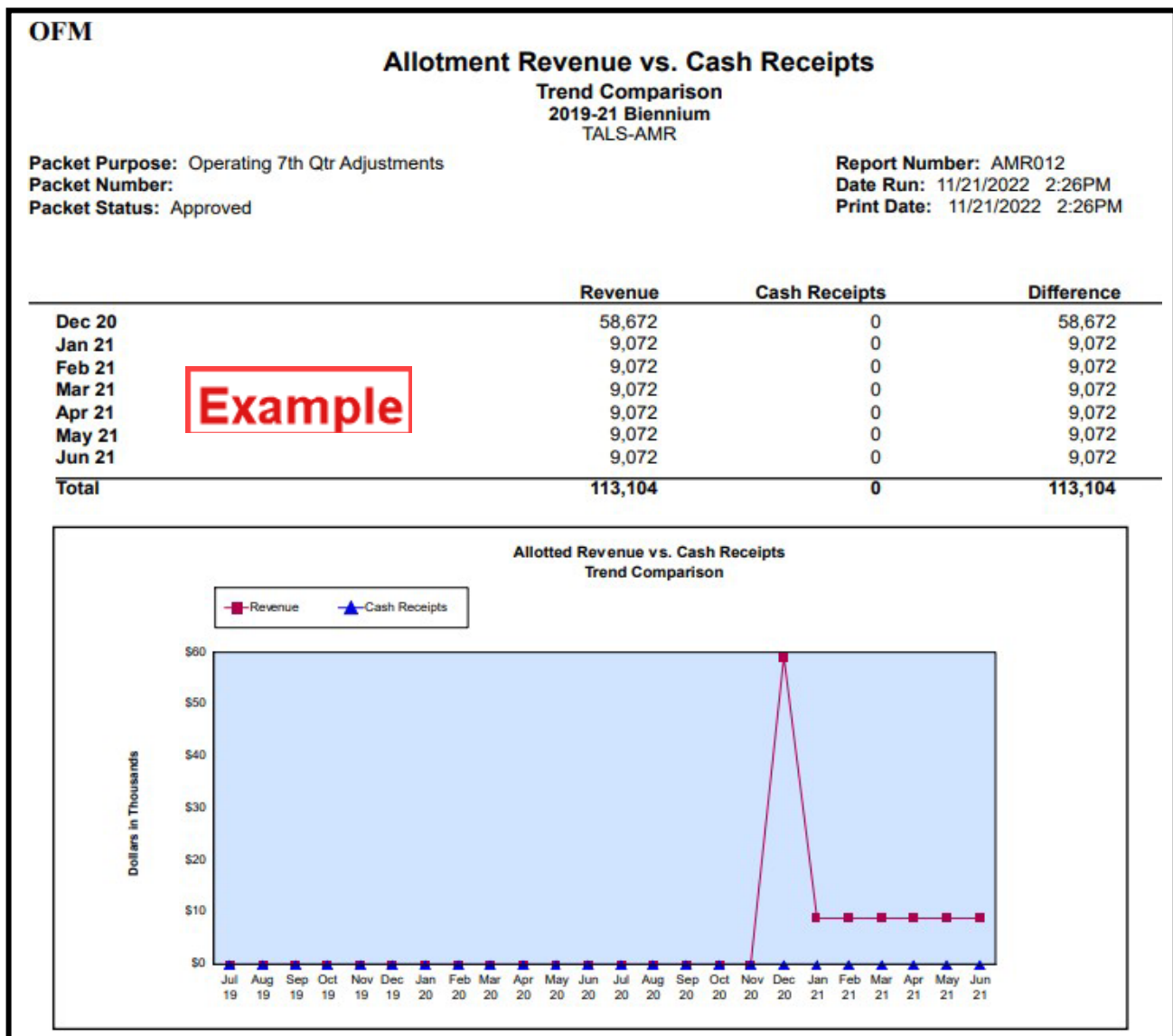
### Purpose and Overview

The AMR012 report provides a comparison of revenue allotment data to cash receipt allotment data. The report displays information by fiscal month. There are two sections to this report. The first shows the data in spreadsheet form the second shows the data in graph form.

The report is used to compare revenue allotment data to cash receipt allotment data and to analyze the trends in relation to each other. This report is primarily used during the preparation and review of revenue and cash receipts allotments.

 **Note:** Agency must have cash receipts & cash disbursements in their allotments for this report to work properly.

### Report Example:





## AMR013 – Allotment Revenue vs. Expenditure (All Funds)

### Purpose and Overview

The AMR013 report provides a comparison of revenue allotment data to expenditures data for all fund types (includes state, federal, private/local, and non-appropriated funds). The report displays information by fiscal year and biennium. There is only one section to this report

The report is used to identify variances between the revenue allotment data and expenditures. This report is primarily used review of revenue allotments in relation to the actual expenditures.

### Report Example:


OFM									
Packet Purpose: Operating 2nd Supplemental			<b>Allotted Revenue vs. Expenditures</b>				Report Number: AMR013		
Packet Number: 0051			All Funds				Date Run: 11/21/2022 2:34PM		
Packet Status: Approved			2019-21 Biennium				Print Date: 11/21/2022 2:34PM		
			TALS-AMR						
<b>Example</b>									
Includes state, federal, private/local, and nonappropriated funds									
Dollars in thousands									
Account	Revenue			Expenditures			Variance		
	FY 2020	FY 2021	Bien Total	FY 2020	FY 2021	Bien Total	FY 2020	FY 2021	Bien Total
001-General Fund	0	(38)	(38)	0	(828)	(828)	0	790	790
09R-Economic Development	0	0	0	0	(13)	(13)	0	13	13
108-Motor Vehicle Account	0	0	0	0	(31)	(31)	0	31	31
415-Personnel Service Account	0	0	0	0	(216)	(216)	0	216	216
468- Central Service	0	0	0	0	(575)	(575)	0	575	575
472-Statewide Info Tech System	0	0	0	0	(502)	(502)	0	502	502
553-Performance Audits	0	0	0	0	(28)	(28)	0	28	28
<b>Total</b>	<b>0</b>	<b>(38)</b>	<b>(38)</b>	<b>0</b>	<b>(2,193)</b>	<b>(2,193)</b>	<b>0</b>	<b>2,155</b>	<b>2,155</b>

## AMR014 – Projected Monthly Cash Balance

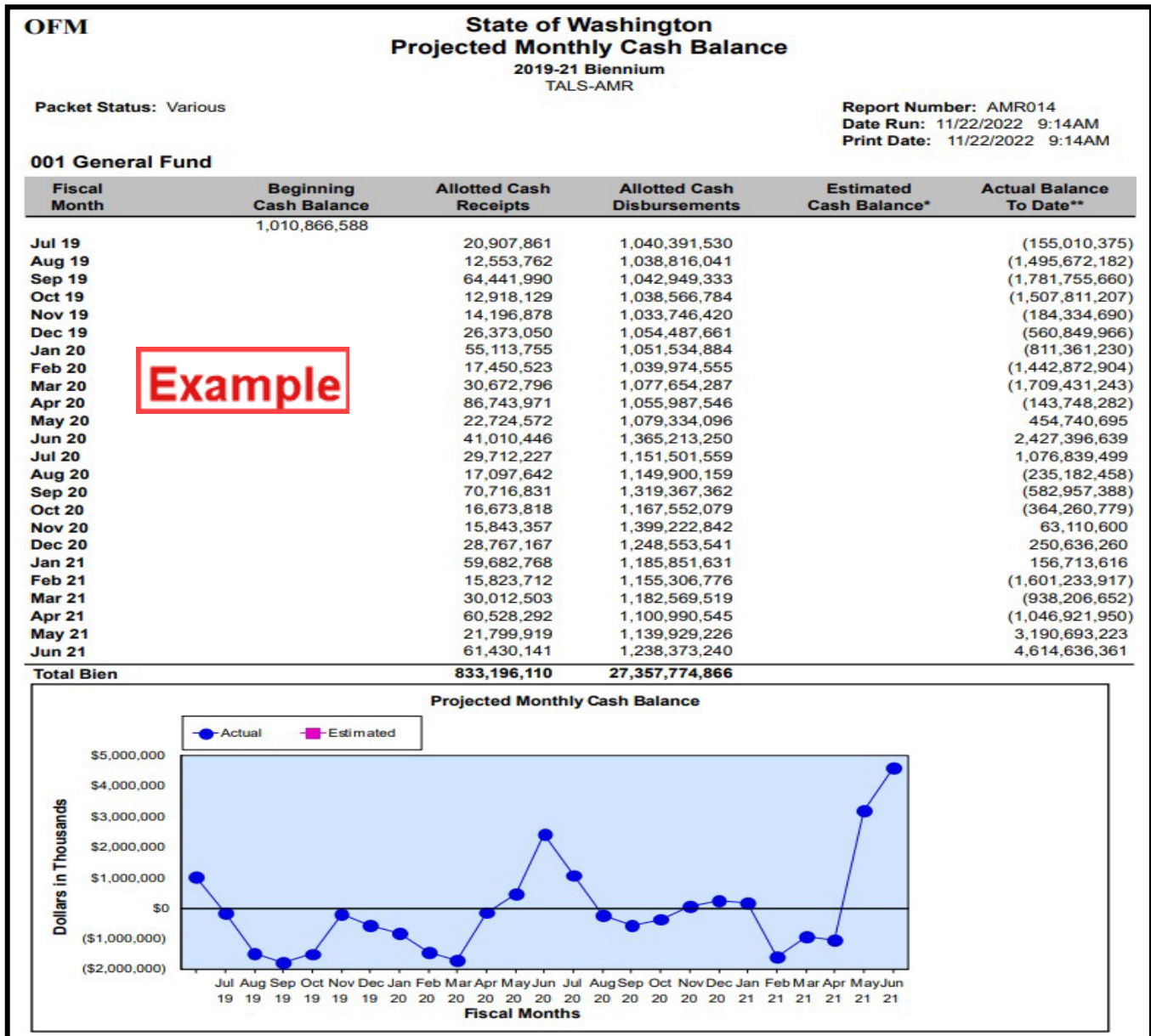
### Purpose and Overview

The AMR014 report provides a projection of the cash balance. The report displays information by fiscal month. There are two sections to this report. The first shows the data in spreadsheet form the second shows the data in graph form.

The report is used to compare allotted cash receipts to allotted cash disbursements data to beginning cash balance data and to analyze the trends in relation to each other. This report is primarily used to estimate cash balance for the biennium by fund.

 **Note:** Agency must have cash receipts & cash disbursements in their allotments for this report to work properly.


### Report Example:



## AMR015 – Projected Fund Balance

### Purpose and Overview

The AMR015 report provides a projection of the fund balance. The report displays information by fiscal year and used to project the unreserved balance for each fiscal year by fund.

 **Note:** Agency must have cash receipts & cash disbursements in their allotments for this report to work properly.

### Report Example:

OFM		State of Washington Projected Fund Balance Based on Allotments				Report Number: AMR015	
<b>Example</b>		2019-21 Biennium TALS-AMR				Date Run: 11/22/2022 9:23AM	
						Print Date: 11/22/2022 9:23AM	
Packet Status: Various							
Includes All Official Allotment Packet Purpose Types							
Dollars in Thousands							
Account Agency	Beginning Budgetary Unreserved Balance *	FY 2020 Allotted Revenue	FY 2020 Allotted Expenditures	FY 2020 Projected Unreserved Balance	FY 2021 Allotted Revenue	FY 2021 Allotted Expenditures	FY 2021 Projected Unreserved Balance
09R Economic Development Strategic	2,500						
Office			1,000		1,613	7,613	
Department							
Office			163			154	
State		3,150			4,278		
University			1,538			1,543	
Office					1,000		
09R Total Economic Development	2,500	3,150	2,701	2,949	6,891	9,310	530

## AMR016 – Projected Cash Balance

### Purpose and Overview

The AMR015 report provides a projection of the cash balance. The report displays information by fiscal year and used to project the cash balance for each fiscal year by fund.


### Report Example:

OFM		State of Washington Projected Cash Balance Based on Allotments							
<div style="border: 2px solid red; padding: 5px; display: inline-block; font-weight: bold; color: red;">Example</div>		2019-21 Biennium				Report Number: AMR016			
		TALS-AMR				Date Run: 11/22/2022 9:49AM		Print Date: 11/22/2022 9:49AM	
Packet Status: Various									
Includes All Official Allotment Packet Purpose Types									
Dollars in Thousands									
Account Agency	Beginning Cash Balance	FY 2020 Allotted Cash Receipts	FY 2020 Allotted Cash Dis-bursements	FY 2020 Projected Cash Balance	FY 2021 Allotted Cash Receipts	FY 2021 Allotted Cash Dis-bursements	FY 2021 Projected Cash Balance		
09R Economic Development Strategic Reserve	3,962		4,160			840			
09R Total Economic Development Strategic	3,962		4,160	(198)		840		(1,038)	

## AMR017 – Comparison of Original Allotment

### Purpose and Overview

The AMR017 report provides an incremental view of the changes made by an agency to their allotments. The report displays information by fiscal year. The report is used for when packets are returned by OFM to the agency for updating.

 **Note:** If using Enterprise Reports a Packet number is required and it must be available within the dropdown.

### Report Example:

OFM		467 - Recreation and Conservation Funding Boar		
		Incremental Change from Previous Submittal		
		2013-15 Biennium		
Packet Purpose:	Capital Amendment	Report Number:	AMR017	
Packet Number:	0011	Date Run:	3/30/2015 10:44AM	
Packet Status:	Review	Print Date:	3/30/2015 10:45AM	
Allotment Expenditure Detail				
Expenditures by Account-EA Type and Expenditure Authority Code				
		FY 2014	FY 2015	Biennium Total
057-1 State Building Construction Account-State	Jul			
S12 Public Lands Inventory	Aug			
	Sep			
	Oct			
	Nov			
91000445	Dec			
	Jan			
	Feb		(415)	
	Mar		415	
	Apr			
	May			
	Jun			
Total S12 Allotted				
		FY 2014	FY 2015	Biennium Total
057-1 State Building Construction Account-State	Jul			
S14 Transportation Mitigation Projects	Aug			
	Sep			
	Oct			
	Nov			
30000206	Dec			
	Jan			
	Feb		(11,000)	
	Mar			
	.			

## AMR018 – Unanticipated Receipts Allotments (Enterprise Reports Only)

### Purpose and Overview

The AMR018 report provides a listing of unanticipated receipt allotments. The report displays information by agency and packet number. The report is used to monitor unanticipated receipts. OFM or Agencies can use this report to verify status of packets. There is one section to this report.

### Report Example:

Agency Packet and Description	FTE Staff Years	Expenditure Amount	Account -EA Type	Allotted Unallotted Reserve	Date Submitted to OFM	Date Approved/ Returned
<div style="display: flex; justify-content: space-between; align-items: flex-start;"> <div style="text-align: left;"> <p>OFM</p> <p>Packet Status: <span style="border: 2px solid red; padding: 2px; font-weight: bold; color: red;">Example</span></p> <p>Begin Date: Entire Biennium</p> </div> <div style="text-align: center;"> <p>State of Washington</p> <p><b>Unanticipated Receipts Allotments</b></p> <p>2013-15 Biennium</p> </div> <div style="text-align: right;"> <p>Report Number: AMR018</p> <p>Date Run: 3/30/2015 11:09AM</p> <p>Print Date: 3/30/2015 11:11AM</p> </div> </div>						
<b>057 - Office of Civil Legal Aid</b>						
Packet 0002: QIC Child Representation	0.00	56,500	001-9 General Fund P/L Unanticipated	Allotted	04/24/2014	5/05/2014
Packet 0003: QIC Child Representation	0.00	29,600	001-9 General Fund P/L Unanticipated	Allotted	04/24/2014	5/05/2014
Packet 0006: Grants for Civil Legal Aid	0.00	100,000	001-9 General Fund P/L Unanticipated	Allotted	04/28/2014	5/09/2014
<b>057 Total Office of Civil Legal Aid</b>	<b>0.00</b>	<b>186,100</b>				
<b>085 - Office of the Secretary of State</b>						
Packet 0005: NHPRC Archives	0.00	17,538	001-3 General Fund Fed Unanticipated	Allotted	08/29/2013	9/09/2013
Packet 0006: City Club Online Mock	0.00	500	001-9 General Fund P/L Unanticipated	Allotted	08/14/2013	8/29/2013
Packet 0007: TVW US Elections	0.00	2,289	001-9 General Fund P/L Unanticipated	Allotted	08/14/2013	8/29/2013
Packet 0008: A036 Library Gates	0.00	1,500,000	001-9 General Fund P/L Unanticipated	Allotted	08/15/2013	8/29/2013
Packet 0012: PAUL ALLEN SMART	0.00	180,000	001-9 General Fund P/L Unanticipated	Allotted	10/16/2013	11/04/2013
<b>085 Total Office of the Secretary of State</b>	<b>0.00</b>	<b>1,700,327</b>				
<b>103 - Department of Commerce</b>						
Packet 0010: Dept of Energy ARRA	0.00	1,700,000	15P-U Energy Recovery Act Account Operating	Allotted	08/26/2013	9/10/2013
Packet 0011: Pacific Northwest Solar	0.18	279,471	001-3 General Fund Fed Unanticipated	Allotted	10/29/2013	10/29/2013
Packet 0030: Pacific Tower Gates	0.00	250,000	057-9 State Building Construction Account P/L Unanticipated	Allotted	05/27/2014	6/12/2014
<b>103 Total Department of Commerce</b>	<b>0.18</b>	<b>2,229,471</b>				
<b>105 - Office of Financial Management</b>						
Packet 0002: 800 MHz WAVE 4	0.00	1,265,058	001-9 General Fund P/L Unanticipated	Allotted	08/08/2013	8/27/2013
	0.00	17,850	001-9 General Fund P/L Unanticipated	Unallotted	08/08/2013	8/27/2013
<b>107 - Wash State Health Care Authority</b>						
Packet 0013: ProviderOne Phase2	3.20	13,050,000	001-3 General Fund Fed Unanticipated	Allotted	10/02/2014	10/14/2014
Packet 0014: Federal Authority for	0.00	1,191,379,000	001-3 General Fund Fed Unanticipated	Allotted	11/12/2014	12/11/2014
<b>107 Total Wash State Health Care</b>	<b>3.20</b>	<b>1,204,429,000</b>				

## AMR019 – Allotment Status

### (Enterprise Reports Only)

#### Purpose and Overview

The AMR019 report provides a listing all allotments and what status they are currently in. The report displays information by agency, packet number and packet status. The report is used to monitor allotments through the budgeting process. OFM or Agencies can use this report to verify status of packets. There is one section to this report.

#### Report Example:


OFM		Allotment Status			2013-15 Biennium	
Packet Purpose: ALL					Report Number: AMR019	
Packet Status: Approved					Date Run: 3/30/2015 1:04PM	
Begin Date: Entire Biennium					Print Date: 3/30/2015 3:43PM	
Sort Order: By Agency						
Agency	Packet Purpose	Packet Number	Packet Status	Budget Analyst	Date Submitted to OFM	Date Approved/ Returned
179 Department of Enterprise Services	Operating Initial Allotment	0001	Approved	Hesse, Regan	09/27/2013	9/27/2013
	Operating 2nd Qtr Adjustments	0006	Approved	Hesse, Regan	10/25/2013	11/12/2013
	Operating 3rd Qtr Adjustments	0026	Approved	Hesse, Regan	01/24/2014	2/12/2014
	Operating 4th Qtr Adjustments	0055	Approved	Hesse, Regan	04/24/2014	4/29/2014
	Operating Allocations	0013	Approved	Hesse, Regan	10/22/2013	11/12/2013
	Operating 1st Supplemental	0054	Approved	Hesse, Regan	05/09/2014	5/09/2014
	Revenue and Cash Adjustments	0027	Approved	Hesse, Regan	01/27/2014	2/12/2014
	Revenue and Cash Adjustments	0065	Approved	Hesse, Regan	07/14/2014	7/14/2014
	Revenue and Cash Adjustments	0066	Approved	Hesse, Regan	07/14/2014	7/14/2014
	Revenue and Cash Adjustments	0067	Approved	Hesse, Regan	07/16/2014	7/25/2014
	Revenue and Cash Adjustments	0104	Approved	Hesse, Regan	02/10/2015	2/13/2015
	Capital Initial Allotment	0002	Approved	Hesse, Regan Perigo, Maurice	08/12/2013	9/23/2013
	Capital Amendment	0012	Approved	Hesse, Regan Perigo, Maurice	10/25/2013	11/11/2013
	Capital Amendment	0015	Approved	Hesse, Regan Perigo, Maurice	10/25/2013	11/12/2013
	Capital Amendment	0048	Approved	Hesse, Regan Perigo, Maurice	03/31/2014	4/03/2014
	Capital Amendment	0060	Approved	Hesse, Regan Perigo, Maurice	07/15/2014	7/15/2014
	Operating Legislative Allotment	0058	Approved	Hesse, Regan	05/21/2014	5/22/2014
	Operating Legislative Allotment	0059	Approved	Hesse, Regan	06/05/2014	6/12/2014
	Operating Legislative Allotment	0068	Approved	Hesse, Regan	08/18/2014	9/05/2014
	Capital Transfer	0064	Approved	Hesse, Regan Perigo, Maurice	07/15/2014	7/15/2014
Capital Transfer	0101	Approved	Hesse, Regan Perigo, Maurice	01/30/2015	2/03/2015	

Example


# AMR020 – Unanticipated Receipt Approval Request

**Purpose and Overview**

The AMR020 report creates the Unanticipated Receipt Approval Request form with all the data filled in. This report replaced the former B20-1 form. The report is used by OFM, Legislature & agencies during the Unanticipated Receipt approval process.

 **Note:** If using Enterprise Reports a Packet number is required and it must be available within the dropdown.

**Report Example:**

		<b>UNANTICIPATED RECEIPT APPROVAL REQUEST</b>		PACKET NUMBER		DATE SUBMITTED	
AGENCY CODE & TITLE		CONTACT PERSON		PHONE NUMBER			
PROGRAM CODE & TITLE		BUDGET ACTIVITY CODE & TITLE				<b>Operating</b>	
PURPOSE OF GRANT AND DESCRIPTION OF HOW FUNDS WILL BE USED							
TIME PERIOD FOR THIS GRANT / AWARD Begin Date (month/day/year) _____ End Date (month/day/year) _____ <b>Note: If a portion of the grant period occurs after the next legislative session, that portion of the grant should be normally included in the agency's next budget request. (See Instructions)</b>							
TYPE OF GRANT / AWARD <input checked="" type="checkbox"/> NEW - The agency needs additional spending authority to spend the grant. <input type="checkbox"/> RENEWAL - The agency received the grant previously. <input type="checkbox"/> ADDENDUM - The agency has received additional funds to an existing grant/award and/or the purpose of the grant has been expanded. <input type="checkbox"/> CARRY OVER FROM PREVIOUS BIENNIUM - The agency has funds remaining from a previously approved unanticipated receipt from the previous biennium. Indicate Allotment Packet Number(s): _____ <input type="checkbox"/> PASS-THROUGH ONLY - Check if the full amount will be passed on to the recipients and explain the nature of the pass-through. _____							
<b>BUDGET IMPACT SUMMARY</b>							
	ACCOUNT - Expenditure Authority Type	PREVIOUS BIENNIUM	CURRENT BIENNIUM	ENSUING BIENNIUM	CURRENT ALLOTMENT REQUEST	AMOUNT AGENCY EXPECT TO REQUEST IN NEXT BUDGET SUBMITTAL	
	FTEs	0.00	0.00	0.00	0.00	0.00	
	GRANT / AWARD	0	145,149	0	0	0	
	MATCHING FUNDS*	0	0	0	0	0	
	TOTAL DOLLARS	0	145,149	0	0	0	
* Does the grant require matching funds? <input type="checkbox"/> YES <input checked="" type="checkbox"/> NO SOURCE OF MATCHING FUNDS: _____  If yes, and the funds will come from the agency's current budget, indicate the programs and activities that will be affected. _____							
<b>ANALYSIS (to be completed by requesting agency) Attach additional documents or explanation as necessary</b>							
YES	NO						
	X	1. Can these funds be substituted for presently allotted funds? If yes, describe the source and the amount to be placed in reserve. If no, and if the reason is anything other than a specific stipulation by the grantor, please explain.					
	X	2. Does the acceptance of these funds commit the state to further expenditures in a later period? If yes, indicate the probable source of future funding.					
	X	3. Does this new grant/award a new policy direction? If yes, it should be considered in the agency's new budget request rather than the unanticipated receipt process.					
		4. Indicate the specific plan for termination or continuation of the program beyond the anticipated length of time of funding.					




# AMR021 – Allotted Revenue vs. Expenditure

Or in Enterprise Reports:

Estimated Revenue and Actual Cash Receipt and Disbursements and Balances

## Purpose and Overview

The AMR021 report provides the Office of Financial Management (OFM) a monthly view of the Actual Cash and Actual Disbursements for all agencies so that they can monitor the Cash Balance to date and projections through the biennium. The report displays information by month and biennium. This report is also available to agencies.

 **Note:** This report can replace AMR014, AMR015, & AMR016 for cash balance reports with the removal of the requirement to enter Cash Receipts and Cash Disbursements.

## Report Example:

OFM		State of Washington									
		Estimated Revenue and Expenditures and Actual Cash Receipts and Disbursements and Balances									
		2019-21 Biennium									
		TALS-AMR									
Packet Status: Various		<b>Example</b>								Report Number: AMR021	
										Date Run: 11/22/2022 12:15PM	
										Print Date: 11/22/2022 12:15PM	
001 General Fund											
Beginning Cash Balance*	From TALS			Actual Cash for closed months (Open months use estimates)			Actual GAAP From AFRS for closed Months				
	Allotted Revenue	Allotted Expenditures	Est. Cash Balance	Act. Receipts/Revenue	Act. Disbursements/Expenditures	Actual/Projected Cash Balance	Actual Revenue	Variance from Estimates	Actual Expenditures	Variance from Estimates	
1,010,866,588											
Fiscal Month											
Jul 19	2,380,735,023	3,330,239,308	61,362,303	5,293,832,810	6,459,709,772	(155,010,374)	2,331,981,167	48,753,856	3,627,282,297	(297,042,989)	
Aug 19	2,443,643,129	3,252,034,111	(747,028,679)	6,225,602,660	7,566,264,467	(1,495,672,182)	1,302,434,773	1,141,208,356	3,842,385,166	(590,351,055)	
Sep 19	2,873,665,717	5,149,277,724	(3,022,640,686)	5,220,329,976	5,506,413,455	(1,781,755,660)	5,531,549,143	(2,657,883,426)	2,722,373,474	2,426,904,250	
Oct 19	3,103,768,282	3,599,452,669	(3,518,325,073)	6,499,984,260	6,226,039,807	(1,507,811,206)	3,094,725,803	9,042,479	3,028,096,652	571,356,017	
Nov 19	7,456,873,634	3,192,284,907	746,263,654	8,229,106,034	6,905,629,517	(184,334,690)	2,810,766,286	4,646,107,348	2,616,685,127	575,599,780	
Dec 19	3,386,930,050	3,686,152,893	447,040,811	5,703,909,351	6,080,424,627	(560,849,966)	2,896,237,303	490,692,747	3,126,542,507	559,610,386	
Jan 20	3,098,313,352	3,750,814,823	(205,460,660)	6,001,653,526	6,252,164,790	(811,361,229)	3,128,786,245	(30,472,893)	3,299,946,368	450,868,455	
Feb 20	1,761,367,016	3,815,082,493	(2,259,176,137)	5,339,002,100	5,970,513,774	(1,442,872,904)	2,970,107,390	(1,208,740,374)	3,937,198,765	(122,116,272)	
Mar 20	2,870,920,081	3,557,802,672	(2,946,058,728)	5,186,666,138	5,453,224,476	(1,709,431,242)	4,260,311,183	(1,389,391,102)	2,934,993,844	622,808,828	
Apr 20	3,952,394,334	3,835,994,123	(2,829,658,517)	7,767,001,905	6,201,318,943	(143,748,281)	4,687,278,196	(734,883,862)	2,974,397,547	861,596,576	
May 20	4,703,743,759	3,161,536,182	(1,287,450,940)	7,508,522,404	6,910,033,427	454,740,696	2,210,240,433	2,493,503,326	2,456,204,599	705,331,583	
Jun 20	3,990,394,835	4,167,506,517	(1,464,562,622)	7,847,402,093	5,874,746,149	2,427,396,640	2,096,953,229	1,893,441,606	2,830,679,100	1,336,827,417	
Jul 20	3,251,820,136	4,529,165,581	(2,741,908,067)	6,578,050,890	7,928,608,030	(1,076,839,499)	2,851,104,787	400,715,349	4,418,913,519	110,252,062	
Aug 20	3,530,981,086	4,764,786,081	(3,975,713,062)	5,651,596,066	6,963,618,023	(235,182,458)	2,689,239,645	841,741,441	3,681,023,525	1,083,762,556	
Sep 20	4,961,613,224	4,698,110,531	(3,712,210,369)	4,835,736,131	5,183,511,060	(582,957,387)	4,549,603,862	412,009,362	3,957,841,606	740,268,925	
Oct 20	3,862,225,344	4,250,457,006	(4,100,442,031)	8,064,845,703	7,846,149,094	(364,260,779)	3,615,955,628	246,269,716	3,320,139,245	930,317,761	
Nov 20	5,599,763,153	3,826,063,819	(2,326,742,697)	7,006,171,627	6,578,800,248	63,110,601	2,983,598,342	2,616,164,811	3,113,677,525	712,386,294	
Dec 20	4,351,792,548	4,830,861,385	(2,805,811,534)	7,655,960,192	7,468,434,532	250,636,261	3,509,109,101	842,683,447	4,074,321,631	756,539,754	
Jan 21	3,132,168,533	3,986,239,591	(3,659,882,592)	6,264,496,603	6,359,419,247	156,713,617	3,493,363,534	(361,195,001)	3,577,215,516	409,024,075	
Feb 21	3,069,858,511	4,714,385,765	(5,304,409,846)	4,012,253,701	5,779,201,234	(1,601,233,916)	2,945,518,873	124,339,638	4,018,568,805	695,816,960	
Mar 21	3,926,885,685	3,823,917,377	(5,201,441,538)	7,158,121,807	6,495,094,542	(938,206,651)	4,715,686,444	(788,800,759)	3,296,732,002	527,185,375	
Apr 21	3,505,533,121	3,869,019,630	(5,564,928,047)	7,359,519,343	7,468,234,641	(1,046,921,950)	3,951,093,665	(445,560,544)	3,375,639,147	493,380,483	
May 21	4,994,749,338	3,391,742,393	(3,961,921,102)	12,356,888,123	8,119,272,949	3,190,693,223	6,292,252,539	(1,297,503,201)	4,691,832,965	(1,300,090,572)	
Jun 21	7,291,910,571	2,685,789,387	644,200,082	9,336,974,369	7,913,031,230	4,614,636,362	3,641,513,895	3,650,396,676	524,942,892	2,160,846,495	
<b>Total Bien</b>	<b>93,502,050,462</b>	<b>93,868,716,968</b>		<b>163,103,627,810</b>	<b>159,499,858,037</b>		<b>82,559,411,464</b>	<b>10,942,638,998</b>	<b>79,447,633,821</b>	<b>14,421,083,147</b>	

Report purpose: To monitor cash balances to date and projections through the biennium. Includes GL 3110 (est. revenue) GL 6210 (Est. Expenditures), and GL 4310 (current treasury cash activity). Actual cash receipts include debits to GL 4310, and actual cash disbursements include credits to GL 4310. For local accounts also includes GL 111 except Agency 790.

## Additional Information – Help Desk



For assistance with TALS Reports please contact the OFM Help Desk at [HereToHelp@ofm.wa.gov](mailto:HereToHelp@ofm.wa.gov) or call 360.407.9100