

## 080 - Office of Lieutenant Governor

### A001 Executive Operations for the Lieutenant Governor's Office

The Lieutenant Governor, elected independently of the Governor, has a constitutional responsibility to act as Governor if the Governor is unable to perform his/her duties; serve as the presiding officer (President) of the Senate; and discharge other duties prescribed by law. The Lieutenant Governor represents the state at public and private functions, and serves on various executive and legislative committees. Staff assists the Lieutenant Governor with administrative support, communicating with the public, and representing the Lieutenant Governor’s policy recommendations to the Legislature.

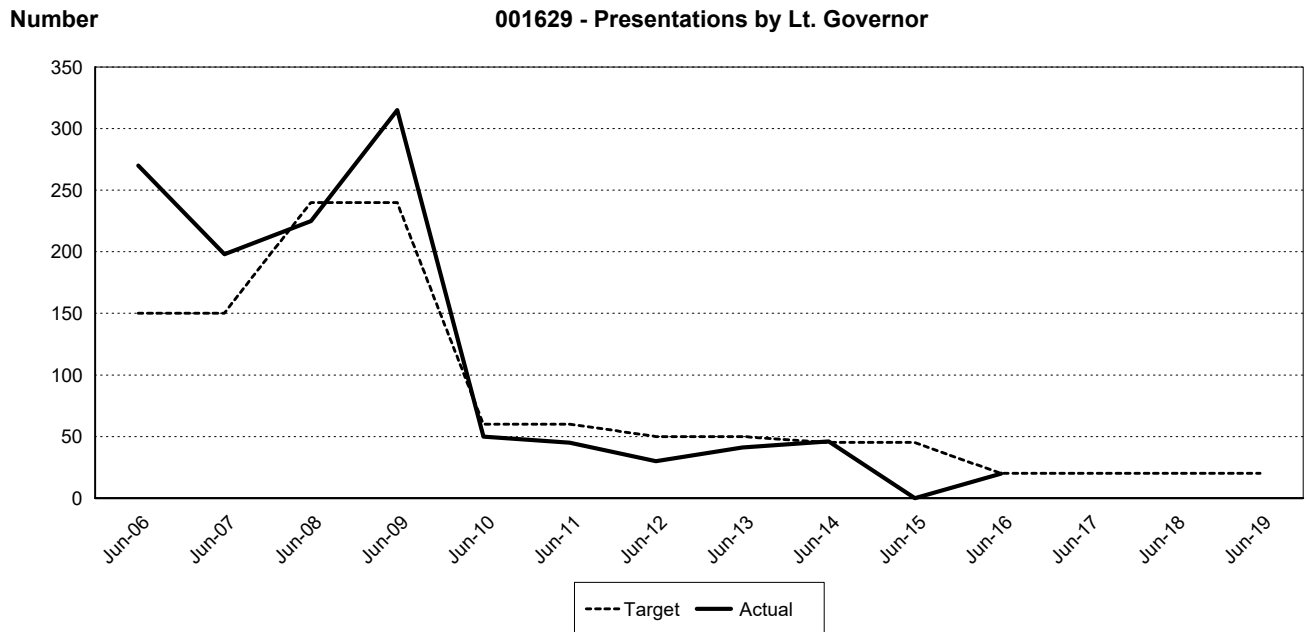
| Account  | FY 2020            | FY 2021            | Biennial Total     |
|--|--------------------|--------------------|--------------------|
| <b>FTE</b>   | 7.5                | 7.5                | 7.5                |
| <b>001 General Fund</b>                            |                    |                    |                    |
| 001-1 State  | \$1,094,000        | \$1,152,000        | \$2,246,000        |
| 001-7 Private/Local                                | \$45,000           | \$45,000           | \$90,000           |
| <b>001 Account Total</b>                           | <b>\$1,139,000</b> | <b>\$1,197,000</b> | <b>\$2,336,000</b> |
| <b>07L Legislative International Trade Account</b> |                    |                    |                    |
| 07L-6 Non-Appropriated                             | \$2,000            | \$3,000            | \$5,000            |
| <b>489 Pension Funding Stabilization Account</b>   |                    |                    |                    |
| 489-1 State  | \$27,000           | \$27,000           | \$54,000           |

**Statewide Result Area:** Efficient, Effective and Accountable Government  
**Statewide Strategy:** Support democratic processes and government accountability

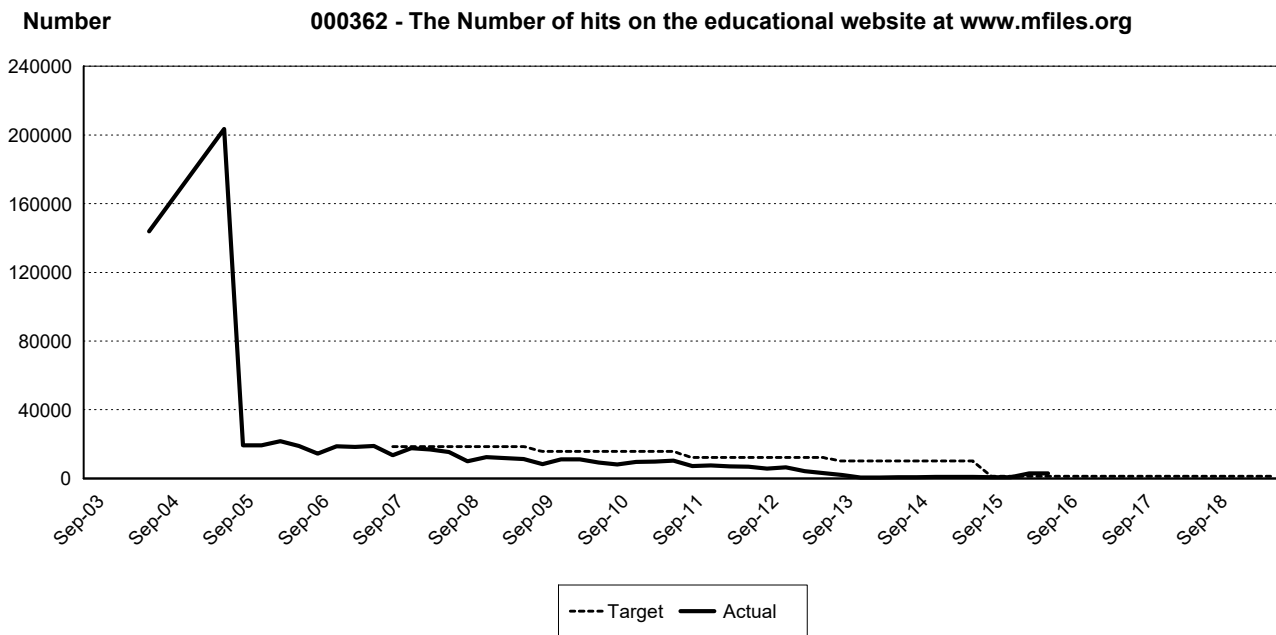
#### Expected Results

| 001629 Number of presentations given by the Lieutenant Governor to organizations that "Help kids grow up healthy in safe communities with opportunity". |        |        |        |
|---|--------|--------|--------|
| Biennium  | Period | Actual | Target |
| 2017-19   | A3     |        | 20     |
|   | A2     |        | 20     |
| 2015-17   | A3     |        | 20     |
|   | A2     | 20     | 20     |

Appropriation Period: 2019-21 Activity Version: 36 - Working Analyst Supp. Version 6 Sort By: Activity



| 000362 Number of visits to the Lieutenant Governor's education website at www.mfiles.org.* |        |        |        |
|--|--------|--------|--------|
| Biennium   | Period | Actual | Target |
| 2017-19  | Q8     |        | 1,000  |
|  | Q7     |        | 1,000  |
|  | Q6     |        | 1,000  |
|  | Q5     |        | 1,000  |
|  | Q4     |        | 1,000  |
|  | Q3     |        | 1,000  |
|  | Q2     |        | 1,000  |
|  | Q1     |        | 1,000  |
| 2015-17  | Q8     |        | 1,000  |
|  | Q7     |        | 1,000  |
|  | Q6     |        | 1,000  |
|  | Q5     |        | 1,000  |
|  | Q4     | 2,849  | 1,000  |
|  | Q3     | 2,914  | 1,000  |
|  | Q2     | 689    | 1,000  |
|  | Q1     | 590    | 1,000  |



**A002 Operation of the Legislative Committee on Economic Development and International Relations**

The Legislative Committee on Economic Development and International Relations was established by RCW 43.15.060 to provide responsive and consistent involvement by the Legislature in economic development in order to maintain a healthy state economy and provide employment opportunities to Washington residents. The Lieutenant Governor serves as Chair and appoints the members. Effective July 1, 2003 the Legislature transferred all operational and support responsibilities for this committee to the Office of Lieutenant Governor. Related to this, the Lieutenant Governor acts in an ambassadorial role for the state by meeting with foreign officials and others both in Washington state and abroad.

Appropriation Period: 2019-21 Activity Version: 36 - Working Analyst Supp. Version 6 Sort By: Activity

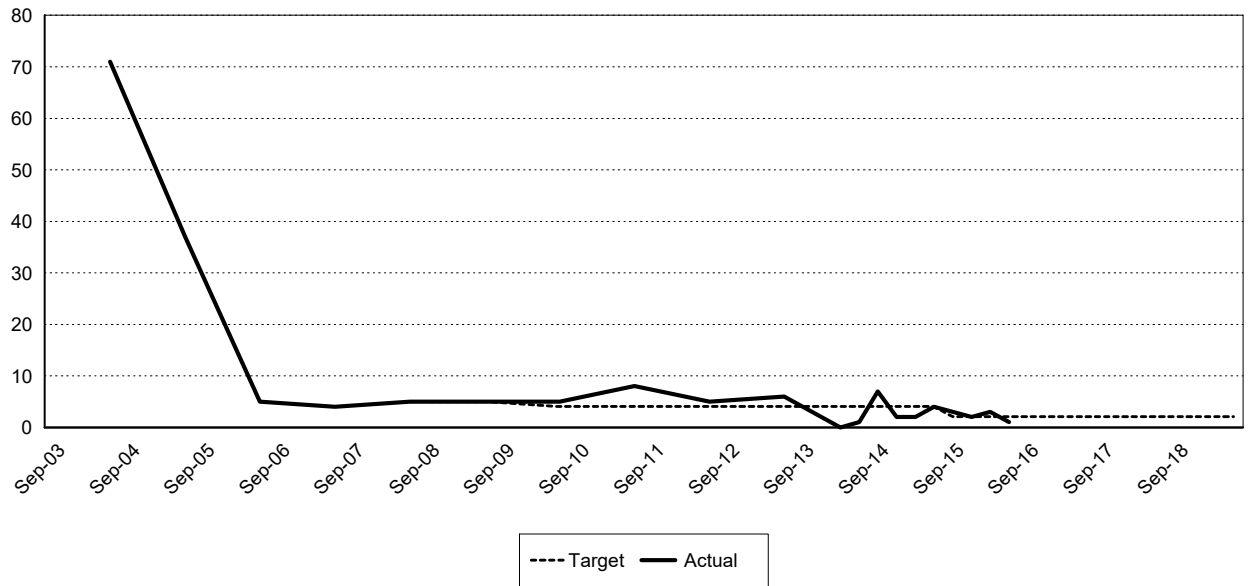
| Account                 | FY 2020   | FY 2021   | Biennial Total |
|-------------------------|-----------|-----------|----------------|
| FTE                     | 1.3       | 1.3       | 1.3            |
| <b>001 General Fund</b> |           |           |                |
| 001-1 State             | \$182,000 | \$160,000 | \$342,000      |

**Statewide Result Area:** Efficient, Effective and Accountable Government  
**Statewide Strategy:** Provide data, information, and analysis to support decision-making

**Expected Results**

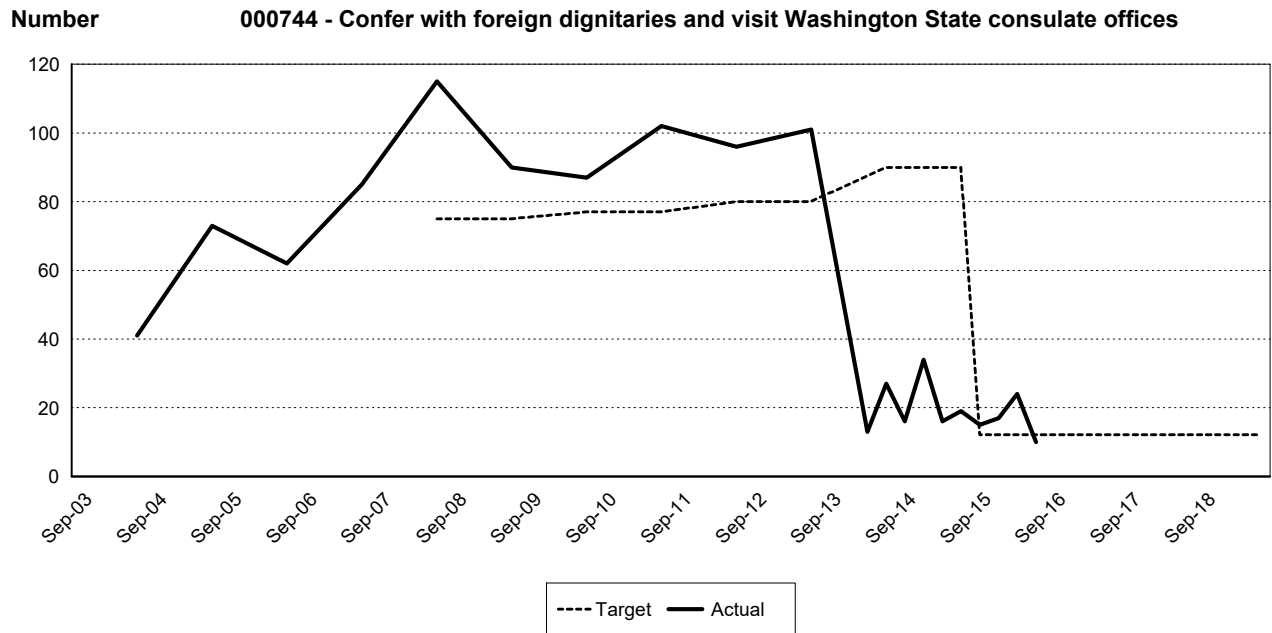
| 000605 Number of economic development public meetings and informational tours throughout Washington.* |        |        |        |
|---|--------|--------|--------|
| Biennium  | Period | Actual | Target |
| 2017-19   | Q8     |        | 2      |
|   | Q7     |        | 2      |
|   | Q6     |        | 2      |
|   | Q5     |        | 2      |
|   | Q4     |        | 2      |
|   | Q3     |        | 2      |
|   | Q2     |        | 2      |
|   | Q1     |        | 2      |
| 2015-17   | Q8     |        | 2      |
|   | Q7     |        | 2      |
|   | Q6     |        | 2      |
|   | Q5     |        | 2      |
|   | Q4     | 1      | 2      |
|   | Q3     | 3      | 2      |
|   | Q2     | 2      | 2      |
|   | Q1     | 3      | 2      |

**Number 000605 - Conduct public meetings on economic development and international relations**



Appropriation Period: 2019-21 Activity Version: 36 - Working Analyst Supp. Version 6 Sort By: Activity

| 000744 Promote international relations for the state of Washington, including meeting foreign dignitaries, government officials, consular officials and other representatives. |        |        |        |
|--|--------|--------|--------|
| Biennium   | Period | Actual | Target |
| 2017-19  | Q8     |        | 12     |
|  | Q7     |        | 12     |
|  | Q6     |        | 12     |
|  | Q5     |        | 12     |
|  | Q4     |        | 12     |
|  | Q3     |        | 12     |
|  | Q2     |        | 12     |
|  | Q1     |        | 12     |
| 2015-17  | Q8     |        | 12     |
|  | Q7     |        | 12     |
|  | Q6     |        | 12     |
|  | Q5     |        | 12     |
|  | Q4     | 10     | 12     |
|  | Q3     | 24     | 12     |
|  | Q2     | 17     | 12     |
|  | Q1     | 15     | 12     |



**Grand Total**

|              | FY 2020            | FY 2021            | Biennial Total     |
|--------------|--------------------|--------------------|--------------------|
| FTE's        | 8.8                | 8.8                | 8.8                |
| GFS          | \$1,276,000        | \$1,312,000        | \$2,588,000        |
| Other        | \$74,000           | \$75,000           | \$149,000          |
| <b>Total</b> | <b>\$1,350,000</b> | <b>\$1,387,000</b> | <b>\$2,737,000</b> |