

Appropriation Period: 2019-21 Activity Version: 36 - Working Analyst Supp. Version 6 Sort By: Activity

117 - Washington State Gambling Comm

A001 Gambling Licensing, Background and Financial Investigations

Investigate and ensure that only qualified applicants participate in gambling activities and the funding for gambling activities are from legitimate sources.

Account	FY 2020	FY 2021	Biennial Total
FTE	26.0	26.0	26.0
884 Gambling Revolving Account			
884-6 Non-Appropriated	\$3,343,000	\$3,453,000	\$6,796,000

Statewide Result Area: **Healthy and Safe Communities**

Statewide Strategy: **Enforce the law**

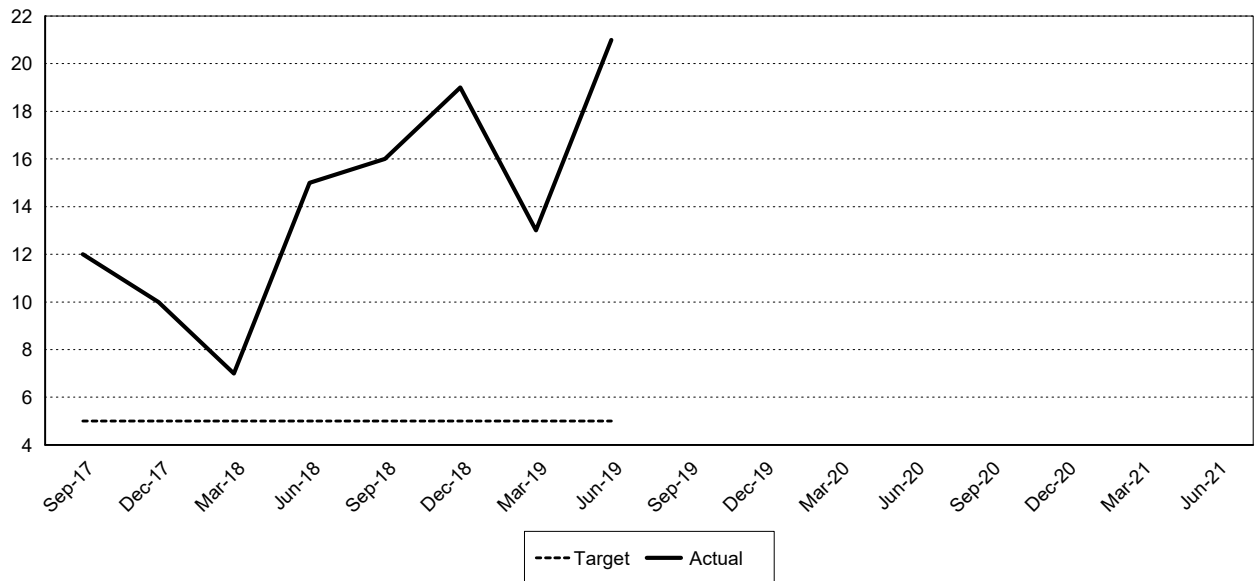
Expected Results

The criminal element is kept out of the gambling industry.

002879			
Biennium	Period	Actual	Target
2019-21	Q8		
	Q7		
	Q6		
	Q5		
	Q4		
	Q3		
	Q2		
	Q1		
2017-19	Q8	21	5
	Q7	13	5
	Q6	19	5
	Q5	16	5
	Q4	15	5
	Q3	7	5
	Q2	10	5
	Q1	12	5

Appropriation Period: 2019-21 Activity Version: 36 - Working Analyst Supp. Version 6 Sort By: Activity

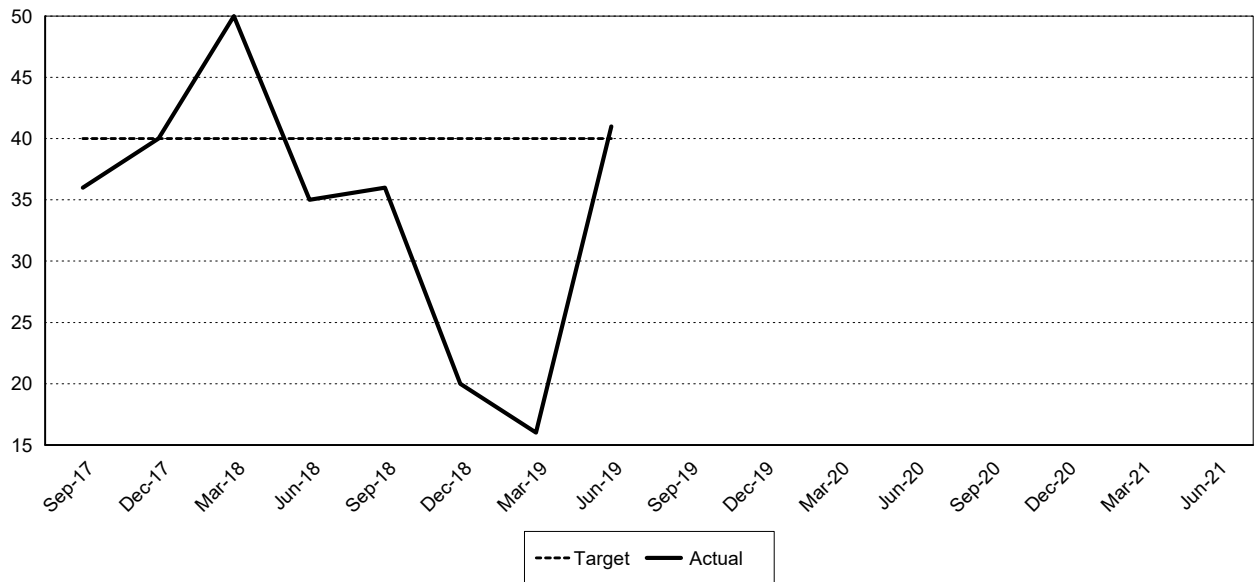
Number 002879 - Number of licensees who no longer qualify (License is revoked or surrendered)



002878 The Number of new applicants who don't qualify; withdrew; or submitted an incomplete application			
Biennium	Period	Actual	Target
2019-21	Q8		
	Q7		
	Q6		
	Q5		
	Q4		
	Q3		
	Q2		
	Q1		
2017-19	Q8	41	40
	Q7	16	40
	Q6	20	40
	Q5	36	40
	Q4	35	40
	Q3	50	40
	Q2	40	40
	Q1	36	40

Appropriation Period: 2019-21 Activity Version: 36 - Working Analyst Supp. Version 6 Sort By: Activity

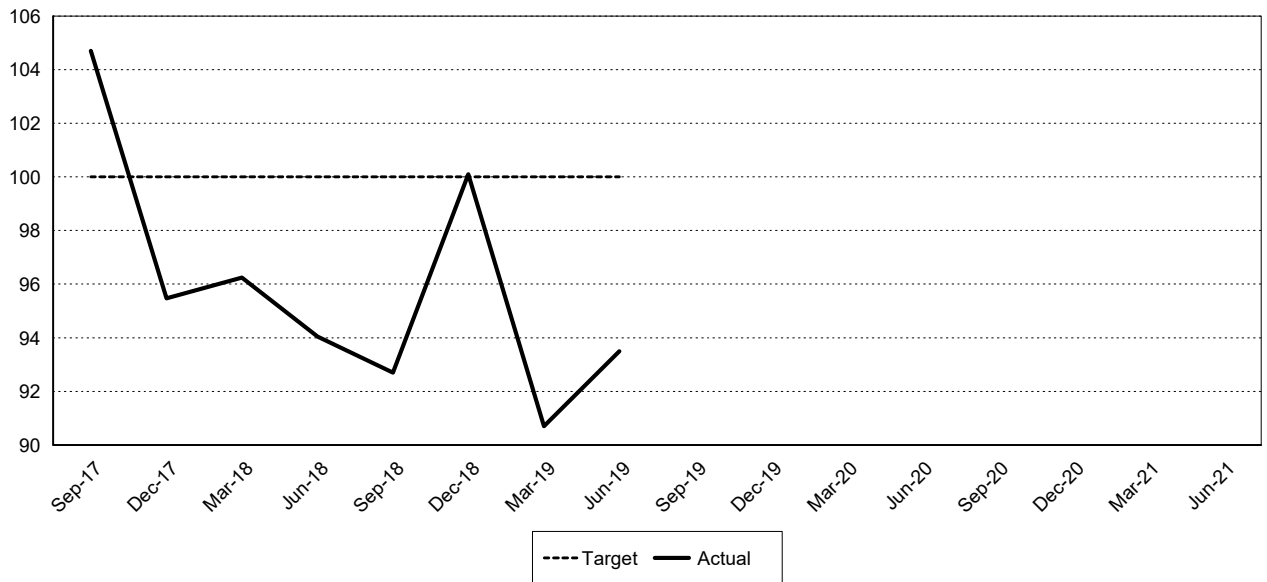
Number 002878 - Number of new applicants who don't qualify; withdrew; or submitted an incomplete application



002876			
Biennium	Period	Actual	Target
2019-21	Q8		
	Q7		
	Q6		
	Q5		
	Q4		
	Q3		
	Q2		
	Q1		
2017-19	Q8	93.5%	100%
	Q7	90.7%	100%
	Q6	100.1%	100%
	Q5	92.7%	100%
	Q4	94.04%	100%
	Q3	96.25%	100%
	Q2	95.47%	100%
	Q1	104.7%	100%

Appropriation Period: 2019-21 Activity Version: 36 - Working Analyst Supp. Version 6 Sort By: Activity

Percent **002876 - Percentage of applications approved (Total approved applications / Total applications received)**



A002 Regulatory Enforcement

Ensure gambling activities are operated legally and honestly by conducting proactive inspections.

Account	FY 2020	FY 2021	Biennial Total
FTE	38.3	38.1	38.2
884 Gambling Revolving Account			
884-6 Non-Appropriated	\$4,911,000	\$5,072,000	\$9,983,000

Statewide Result Area: **Healthy and Safe Communities**

Statewide Strategy: **Enforce the law**

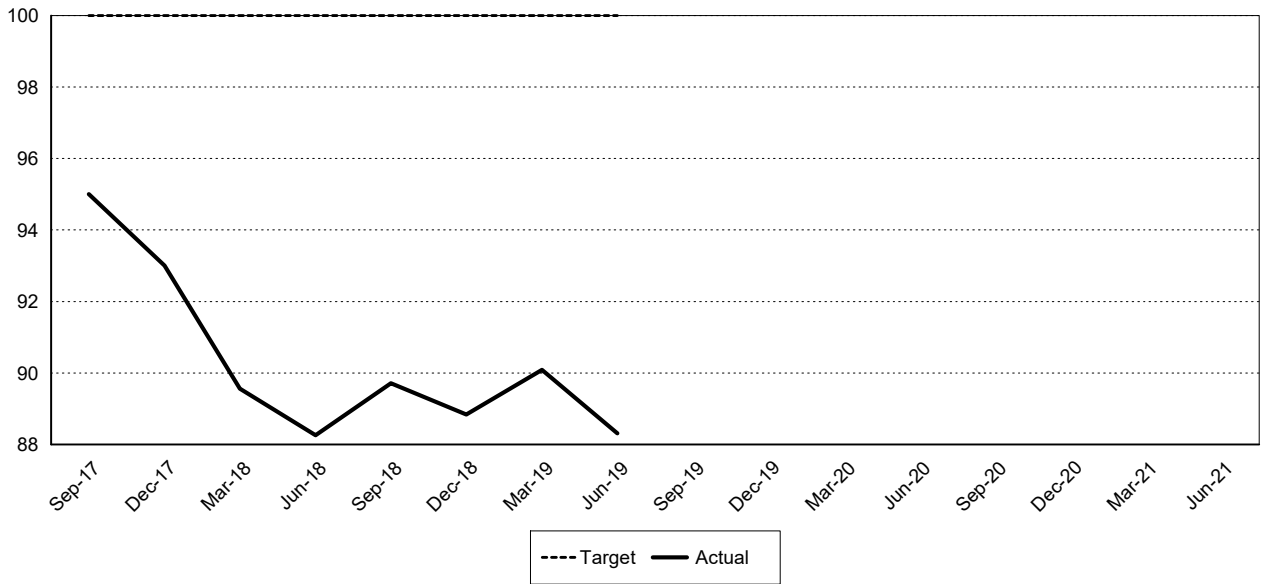
Expected Results

Gambling activities that are legal and honest.

Appropriation Period: 2019-21 Activity Version: 36 - Working Analyst Supp. Version 6 Sort By: Activity

002882			
Biennium	Period	Actual	Target
2019-21	Q8		
	Q7		
	Q6		
	Q5		
	Q4		
	Q3		
	Q2		
	Q1		
2017-19	Q8	88.31%	100%
	Q7	90.09%	100%
	Q6	88.84%	100%
	Q5	89.71%	100%
	Q4	88.26%	100%
	Q3	89.56%	100%
	Q2	93%	100%
	Q1	95%	100%

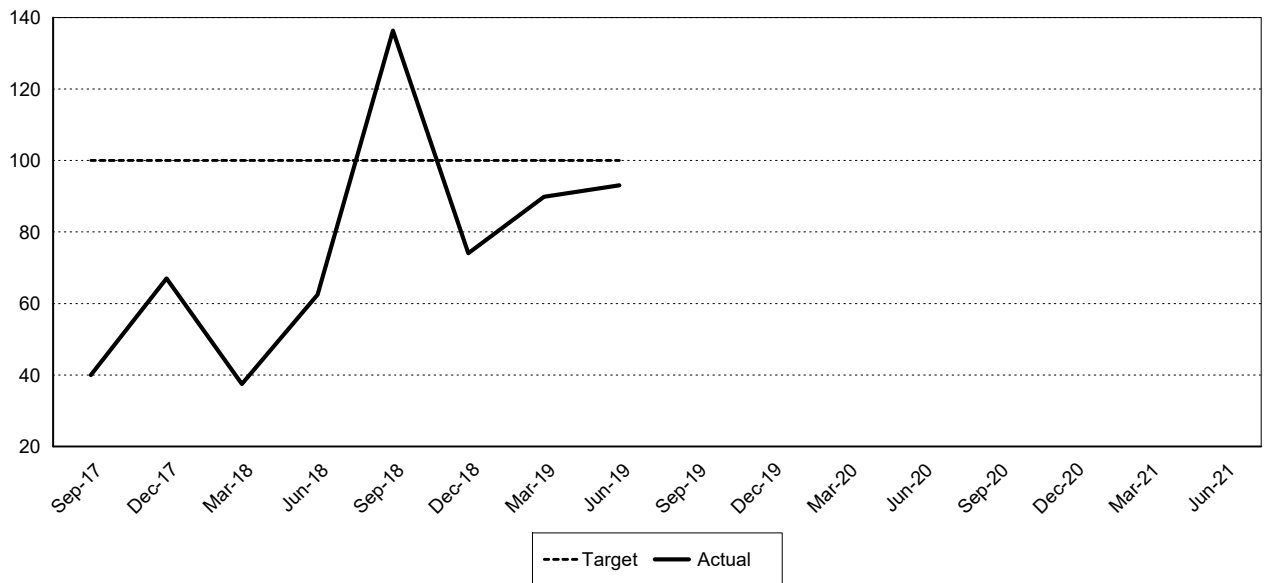
Percent 002882 - Percentage of Inspections in compliance.



Appropriation Period: 2019-21 Activity Version: 36 - Working Analyst Supp. Version 6 Sort By: Activity

002883			
Biennium	Period	Actual	Target
2019-21	Q8		
	Q7		
	Q6		
	Q5		
	Q4		
	Q3		
	Q2		
	Q1		
2017-19	Q8	93.02%	100%
	Q7	89.89%	100%
	Q6	74.07%	100%
	Q5	136.36%	100%
	Q4	62.5%	100%
	Q3	37.5%	100%
	Q2	67%	100%
	Q1	40%	100%

Percent 002883 - Percentage of re-inspections that result in compliance.



A003 Tribal-State Compact Negotiation, Regulation Program, and Investigations

In cooperation with the tribes, compacts are negotiated so that gambling is conducted legally and honestly. The Commission provides training, testing of gambling equipment, licensing, certification, regulation and investigations.

Appropriation Period: 2019-21 Activity Version: 36 - Working Analyst Supp. Version 6 Sort By: Activity

Account	FY 2020	FY 2021	Biennial Total
FTE	26.0	26.0	26.0
884 Gambling Revolving Account			
884-6 Non-Appropriated	\$3,343,000	\$3,453,000	\$6,796,000

Statewide Result Area: Healthy and Safe Communities

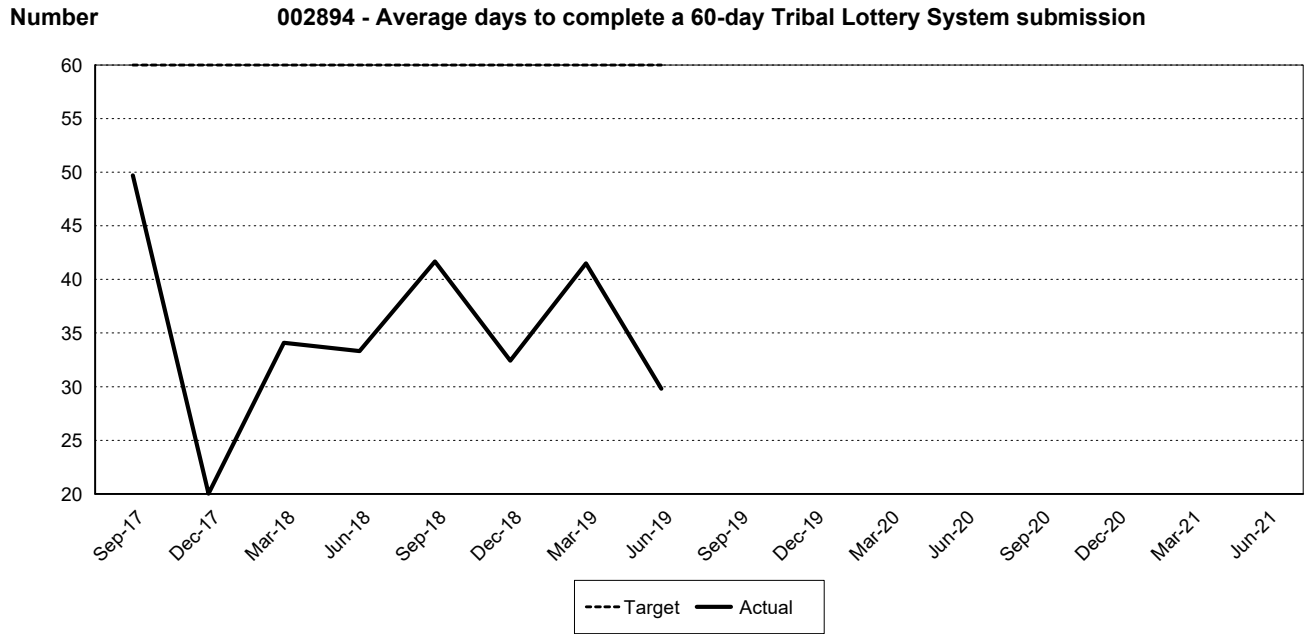
Statewide Strategy: Enforce the law

Expected Results

A cooperative relationship with our tribal co-regulatory partners ensuring compliance of the negotiated compacts.

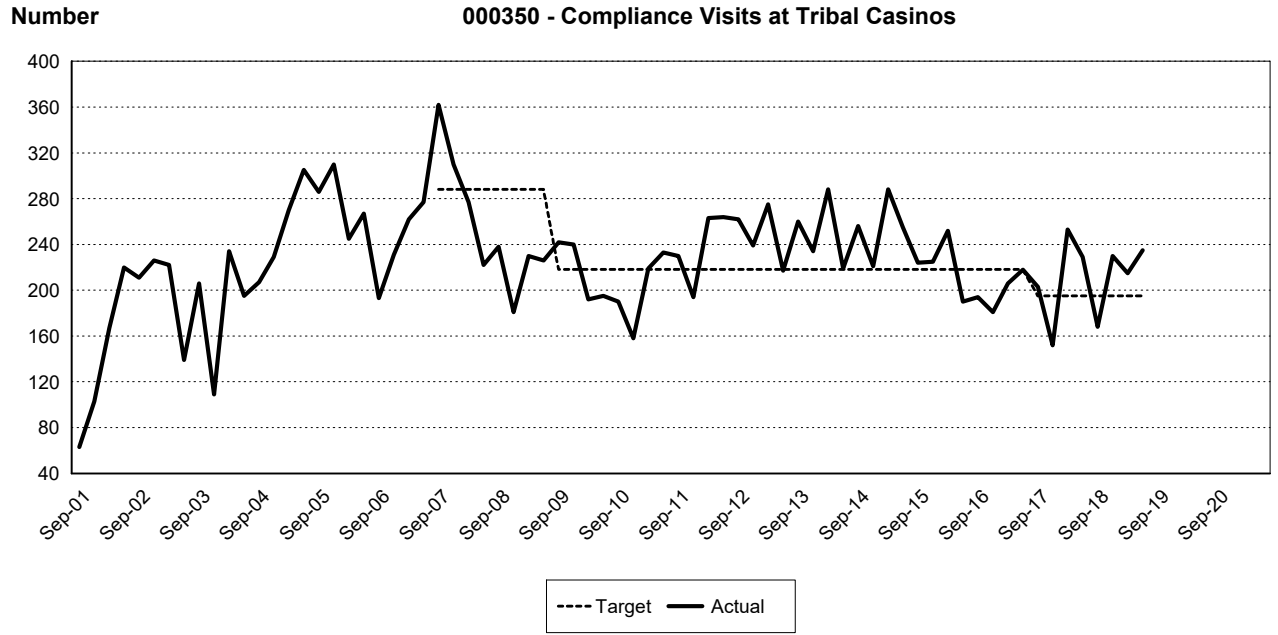
002894			
Biennium	Period	Actual	Target
2019-21	Q8		
	Q7		
	Q6		
	Q5		
	Q4		
	Q3		
	Q2		
	Q1		
2017-19	Q8	29.82	60
	Q7	41.5	60
	Q6	32.44	60
	Q5	41.67	60
	Q4	33.32	60
	Q3	34.08	60
	Q2	20.04	60
	Q1	49.7	60

Appropriation Period: 2019-21 Activity Version: 36 - Working Analyst Supp. Version 6 Sort By: Activity



Appropriation Period: 2019-21 Activity Version: 36 - Working Analyst Supp. Version 6 Sort By: Activity

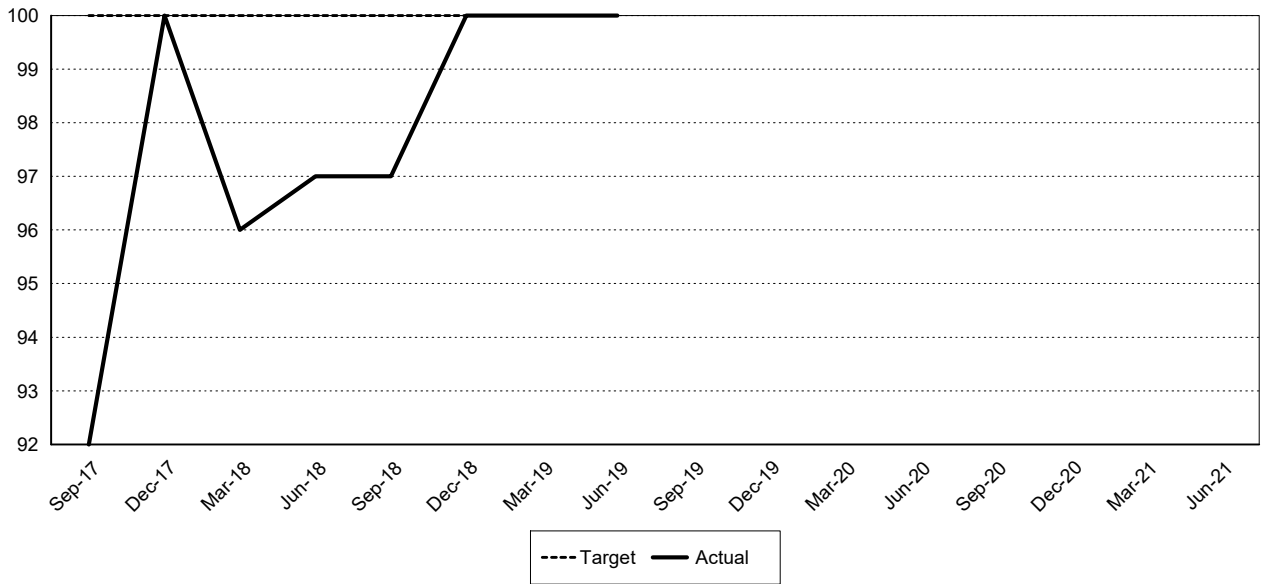
000350 Number of compliance visits conducted at tribal casinos by the Washington State Gambling Commission.			
Biennium	Period	Actual	Target
2019-21	Q8		
	Q7		
	Q6		
	Q5		
	Q4		
	Q3		
	Q2		
	Q1		
2017-19	Q8	235	195
	Q7	215	195
	Q6	230	195
	Q5	168	195
	Q4	229	195
	Q3	253	195
	Q2	152	195
	Q1	203	195
2015-17	Q8	218	218
	Q7	206	218
	Q6	181	218
	Q5	194	218
	Q4	190	218
	Q3	252	218
	Q2	225	218
	Q1	224	218



Appropriation Period: 2019-21 Activity Version: 36 - Working Analyst Supp. Version 6 Sort By: Activity

002884			
Biennium	Period	Actual	Target
2019-21	Q8		
	Q7		
	Q6		
	Q5		
	Q4		
	Q3		
	Q2		
	Q1		
2017-19	Q8	100%	100%
	Q7	100%	100%
	Q6	100%	100%
	Q5	97%	100%
	Q4	97%	100%
	Q3	96%	100%
	Q2	100%	100%
	Q1	92%	100%

Percent 002884 - Percentage of 60-day Tribal Lottery System submissions found in compliance

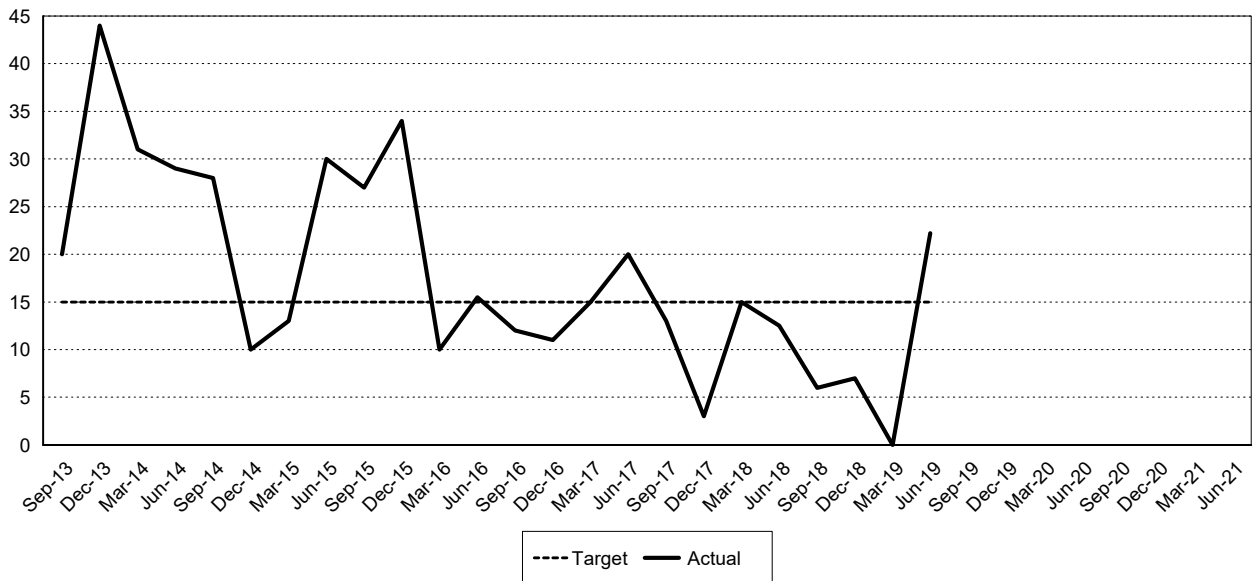


Appropriation Period: 2019-21 Activity Version: 36 - Working Analyst Supp. Version 6 Sort By: Activity

002468 Compare the type of violations found in current year to the previous year's type of violations. Determine how many of the current violations types were repeated from the previous year.			
Biennium	Period	Actual	Target
2019-21	Q8		
	Q7		
	Q6		
	Q5		
	Q4		
	Q3		
	Q2		
	Q1		
2017-19	Q8	22.2%	15%
	Q7	0%	15%
	Q6	7%	15%
	Q5	6%	15%
	Q4	12.5%	15%
	Q3	15%	15%
	Q2	3%	15%
	Q1	13%	15%
2015-17	Q8	20%	15%
	Q7	15%	15%
	Q6	11%	15%
	Q5	12%	15%
	Q4	15.5%	15%
	Q3	10%	15%
	Q2	34%	15%
	Q1	27%	15%

Appropriation Period: 2019-21 Activity Version: 36 - Working Analyst Supp. Version 6 Sort By: Activity

Percent 002468 - Percentage of violations found that are repeated from the previous year



A004 Criminal Enforcement

Investigate crimes that involve gambling or have a nexus to gambling.

Account	FY 2020	FY 2021	Biennial Total
FTE	24.0	24.0	24.0
884 Gambling Revolving Account			
884-6 Non-Appropriated	\$3,069,000	\$3,168,000	\$6,237,000

Statewide Result Area: **Healthy and Safe Communities**

Statewide Strategy: **Enforce the law**

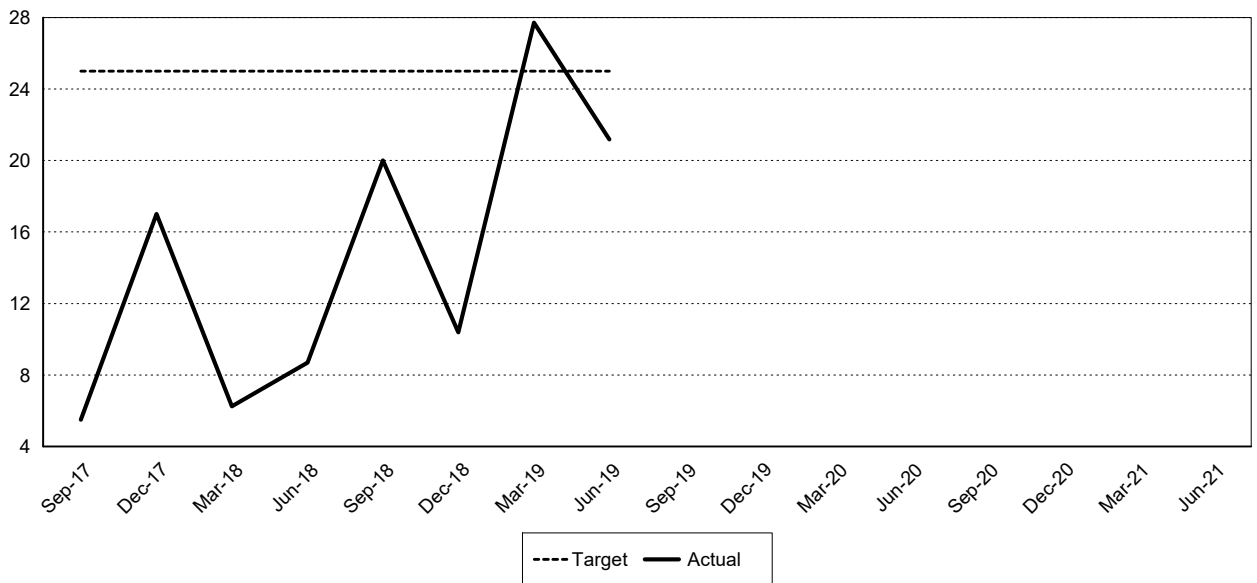
Expected Results

The criminal element is kept out of the gambling industry by seeking prosecution for those involved in, or suspected of, gambling crimes.

Appropriation Period: 2019-21 Activity Version: 36 - Working Analyst Supp. Version 6 Sort By: Activity

002888			
Biennium	Period	Actual	Target
2019-21	Q8		
	Q7		
	Q6		
	Q5		
	Q4		
	Q3		
	Q2		
	Q1		
2017-19	Q8	21.18%	25%
	Q7	27.71%	25%
	Q6	10.39%	25%
	Q5	20%	25%
	Q4	8.7%	25%
	Q3	6.25%	25%
	Q2	17%	25%
	Q1	5.5%	25%

Percent 002888 - Percentage of criminal cases resulting in arrests or charges filed.



Appropriation Period: 2019-21 Activity Version: 36 - Working Analyst Supp. Version 6 Sort By: Activity

Grand Total

	FY 2020	FY 2021	Biennial Total
FTE's	114.3	114.1	114.2
GFS	\$0	\$0	\$0
Other	\$14,666,000	\$15,146,000	\$29,812,000
Total	\$14,666,000	\$15,146,000	\$29,812,000