

190 - Board of Indust Insurance Appeals

A002 Hearings

The Hearings Section schedules and conducts formal hearings on all contested issues raised in an appeal. Hearings are formal legal proceedings following the civil rules applicable in the Superior Courts of Washington. At the conclusion of the hearings and the closing of the record, a judge will issue a written proposed decision and order containing findings of fact and conclusions of law on all contested issues. If a party disagrees with the proposed decision issued by a hearing judge, the party can petition the three-member board to review the decision. In the review program, judges assist board members in determining the appropriate action to take on petitions. Judges review the petition and the entire record of proceeding, then make recommendations to the board. If the board votes to review a proposed decision, the review judge will draft the final decision and order for the board members' approval.

Account	FY 2020	FY 2021	Biennial Total
FTE	120.2	118.6	119.4
608 Accident Account			
608-1 State	\$8,735,000	\$9,022,000	\$17,757,000
609 Medical Aid Account			
609-1 State	\$8,737,000	\$9,020,000	\$17,757,000
163 Worker and Community Right-to-Know Account			
163-1 State	\$5,000	\$5,000	\$10,000

Statewide Result Area: Prosperous Economy

Statewide Strategy: Return unemployed, underemployed or injured workers to work

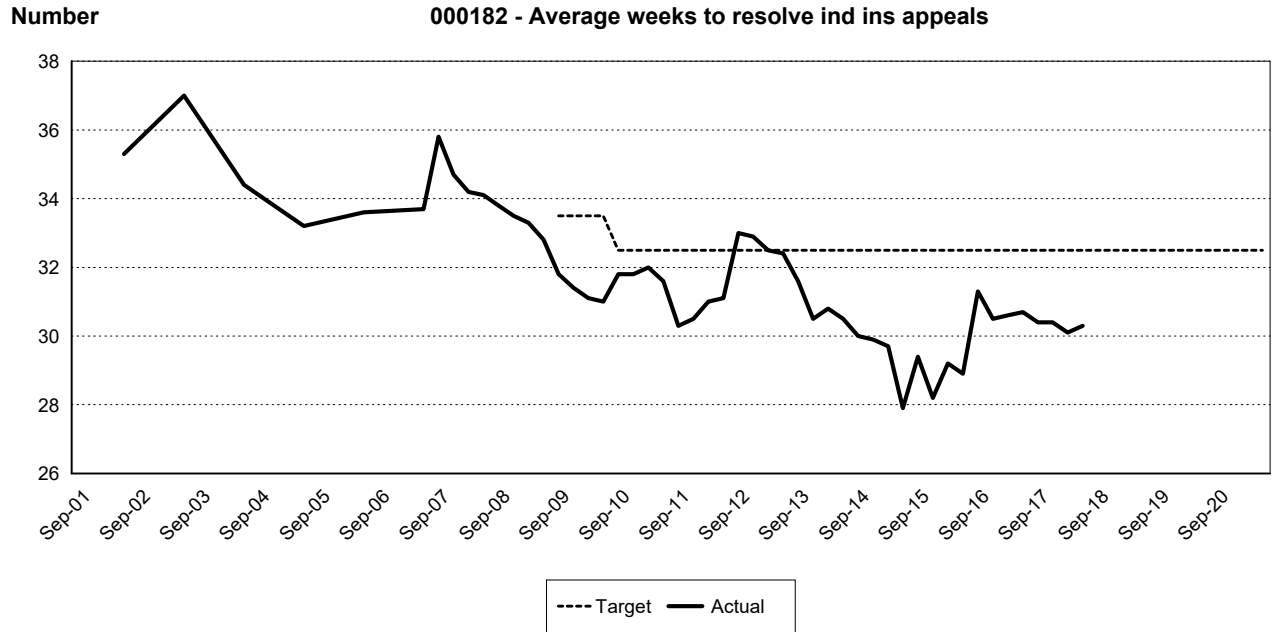
Expected Results

Hearings judges will average 10 or fewer cases that have not been resolved within six months of assignment to the judge. At least 90 percent of the proposed decisions and orders will be issued no later than 60 days after the close of the record and receipt of all transcripts and dispositions. Review judges will perform complete file reviews and provide a memo with recommendations to board members within ten days of receipt of a petition for review. They will also provide drafts of decision and order to board members within 40 days of an order granting the petition for review.

Appropriation Period: 2019-21 Activity Version: 36 - Working Analyst Supp. Version 6 Sort By: Activity

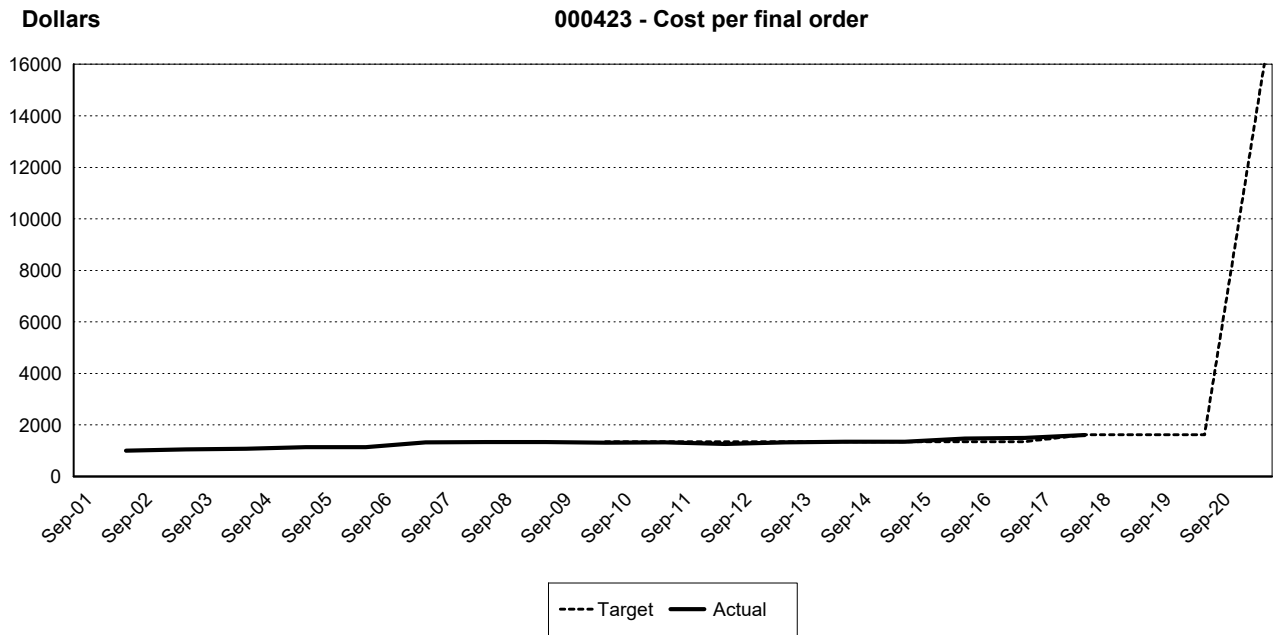
000182 Average number of weeks to resolve industrial insurance appeals.			
Biennium	Period	Actual	Target
2019-21	Q8		32.5
	Q7		32.5
	Q6		32.5
	Q5		32.5
	Q4		32.5
	Q3		32.5
	Q2		32.5
	Q1		32.5
2017-19	Q8		32.5
	Q7		32.5
	Q6		32.5
	Q5		32.5
	Q4	30.3	32.5
	Q3	30.1	32.5
	Q2	30.4	32.5
	Q1	30.4	32.5
2015-17	Q8	30.7	32.5
	Q7	30.6	32.5
	Q6	30.5	32.5
	Q5	31.3	32.5
	Q4	28.9	32.5
	Q3	29.2	32.5
	Q2	28.2	32.5
	Q1	29.4	32.5

Appropriation Period: 2019-21 Activity Version: 36 - Working Analyst Supp. Version 6 Sort By: Activity



Appropriation Period: 2019-21 Activity Version: 36 - Working Analyst Supp. Version 6 Sort By: Activity

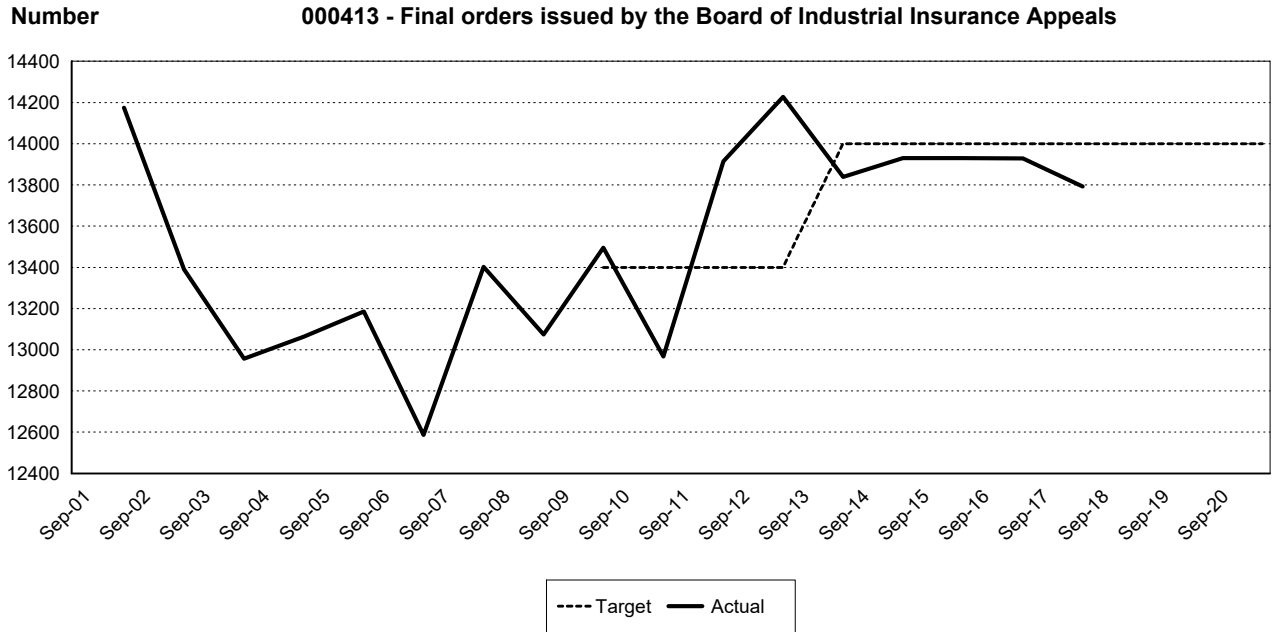
000423 Average cost per final order			
Biennium	Period	Actual	Target
2019-21	Q8		\$16,000
	Q7		
	Q6		
	Q5		
	Q4		\$1,600
	Q3		
	Q2		
	Q1		
	2017-19	Q8	
Q7			
Q6			
Q5			
Q4		\$1,603	\$1,600
Q3			
Q2			
Q1			
2015-17		Q8	\$1,499
	Q7		
	Q6		
	Q5		
	Q4	\$1,473	\$1,350
	Q3		
	Q2		
	Q1		



Appropriation Period: 2019-21 Activity Version: 36 - Working Analyst Supp. Version 6 Sort By: Activity

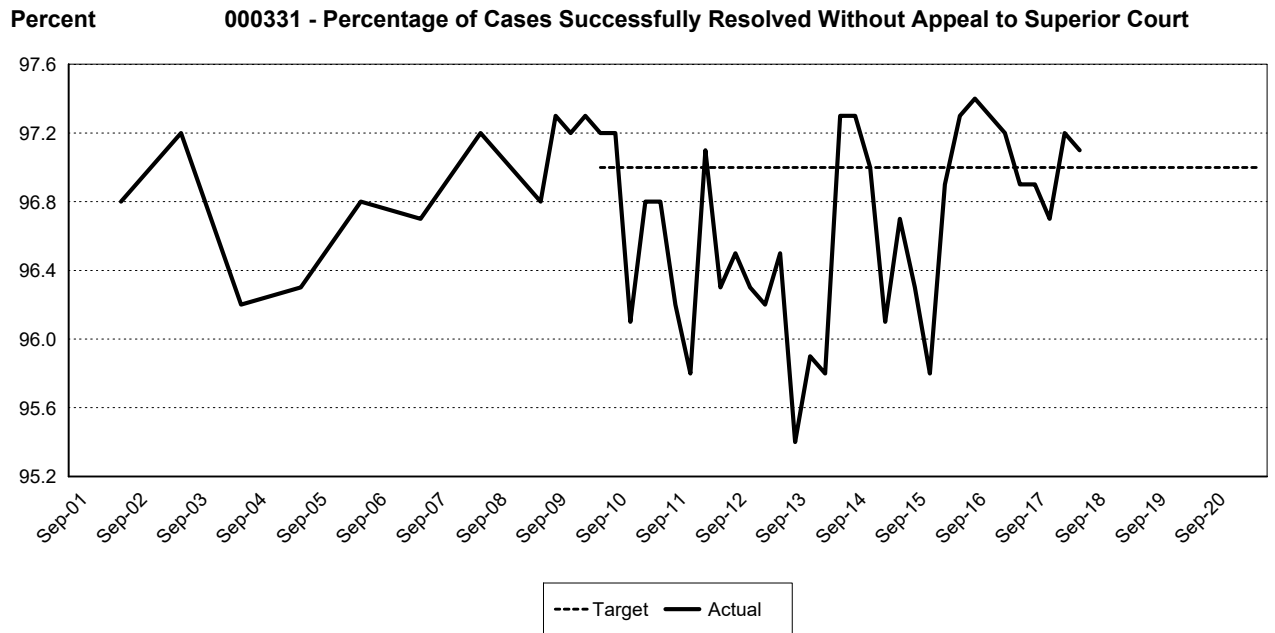
000413 Total number of final orders issued.			
Biennium	Period	Actual	Target
2019-21	Q8		14,000
	Q7		
	Q6		
	Q5		
	Q4		14,000
	Q3		
	Q2		
	Q1		
	2017-19	Q8	
Q7			
Q6			
Q5			
Q4		13,793	14,000
Q3			
Q2			
Q1			
2015-17		Q8	13,929
	Q7		
	Q6		
	Q5		
	Q4	13,930	14,000
	Q3		
	Q2		
	Q1		

Appropriation Period: 2019-21 Activity Version: 36 - Working Analyst Supp. Version 6 Sort By: Activity



Appropriation Period: 2019-21 Activity Version: 36 - Working Analyst Supp. Version 6 Sort By: Activity

000331 Percentage of cases successfully resolved without appeal to Superior Court			
Biennium	Period	Actual	Target
2019-21	Q8		97%
	Q7		97%
	Q6		97%
	Q5		97%
	Q4		97%
	Q3		97%
	Q2		97%
	Q1		97%
2017-19	Q8		97%
	Q7		97%
	Q6		97%
	Q5		97%
	Q4	97.1%	97%
	Q3	97.2%	97%
	Q2	96.7%	97%
	Q1	96.9%	97%
2015-17	Q8	96.9%	97%
	Q7	97.2%	97%
	Q6	97.3%	97%
	Q5	97.4%	97%
	Q4	97.3%	97%
	Q3	96.9%	97%
	Q2	95.8%	97%
	Q1	96.3%	97%



A003 Mediation

The Mediation Program focuses on assisting parties in understanding the appeal process and reaching an agreed resolution, if possible. Unrepresented appellants are given an opportunity to discuss the issues involved in their appeal in an informal setting with a judge and a representative from the other party. Judges are trained mediators who have extensive knowledge of workers' compensation and other areas of the law, as well as in the practices and procedures of the Board. These skills and specialized knowledge are used to assist the parties in exploring options for resolution of the appeal.

Appropriation Period: 2019-21 Activity Version: 36 - Working Analyst Supp. Version 6 Sort By: Activity

Account	FY 2020	FY 2021	Biennial Total
FTE	44.4	43.8	44.1
608 Accident Account			
608-1 State	\$3,230,000	\$3,339,000	\$6,569,000
609 Medical Aid Account			
609-1 State	\$3,234,000	\$3,336,000	\$6,570,000

Statewide Result Area: Prosperous Economy

Statewide Strategy: Return unemployed, underemployed or injured workers to work

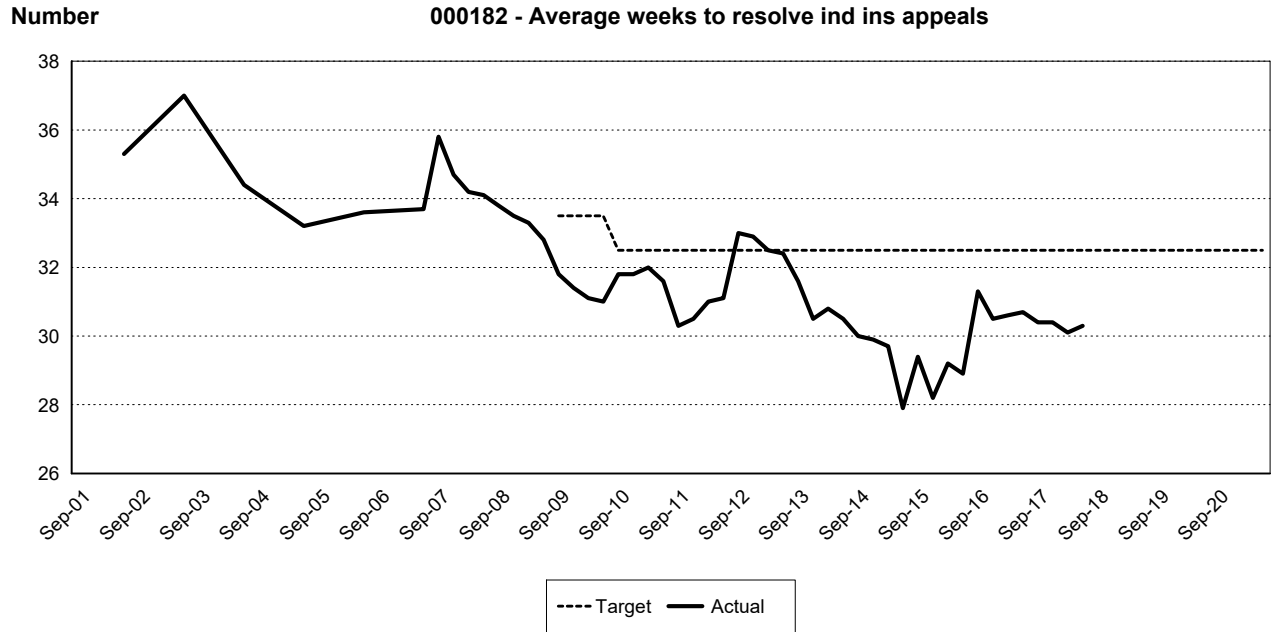
Expected Results

Schedule and hold the first mediation event within six and one-half weeks of assignment to the judge. Resolve appeal by agreement of the parties or send on to hearings within 100 days of assignment to the judge. Orders on agreement of the parties will be issued within three business days.

Appropriation Period: 2019-21 Activity Version: 36 - Working Analyst Supp. Version 6 Sort By: Activity

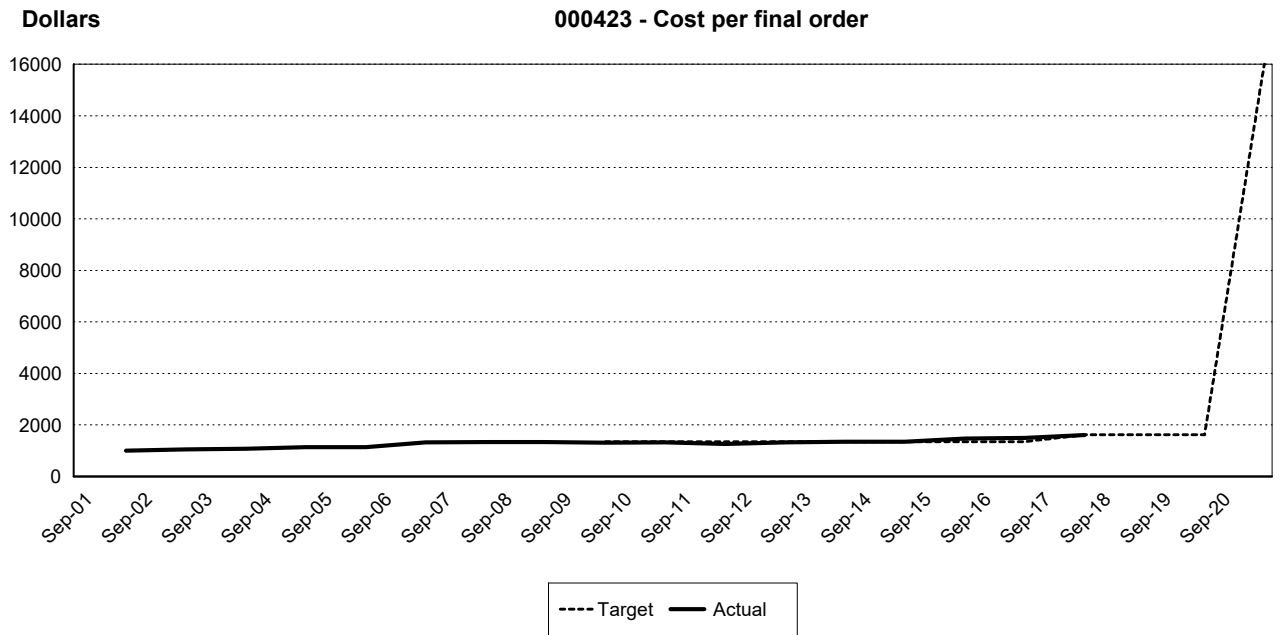
000182 Average number of weeks to resolve industrial insurance appeals.			
Biennium	Period	Actual	Target
2019-21	Q8		32.5
	Q7		32.5
	Q6		32.5
	Q5		32.5
	Q4		32.5
	Q3		32.5
	Q2		32.5
	Q1		32.5
2017-19	Q8		32.5
	Q7		32.5
	Q6		32.5
	Q5		32.5
	Q4	30.3	32.5
	Q3	30.1	32.5
	Q2	30.4	32.5
	Q1	30.4	32.5
2015-17	Q8	30.7	32.5
	Q7	30.6	32.5
	Q6	30.5	32.5
	Q5	31.3	32.5
	Q4	28.9	32.5
	Q3	29.2	32.5
	Q2	28.2	32.5
	Q1	29.4	32.5

Appropriation Period: 2019-21 Activity Version: 36 - Working Analyst Supp. Version 6 Sort By: Activity



Appropriation Period: 2019-21 Activity Version: 36 - Working Analyst Supp. Version 6 Sort By: Activity

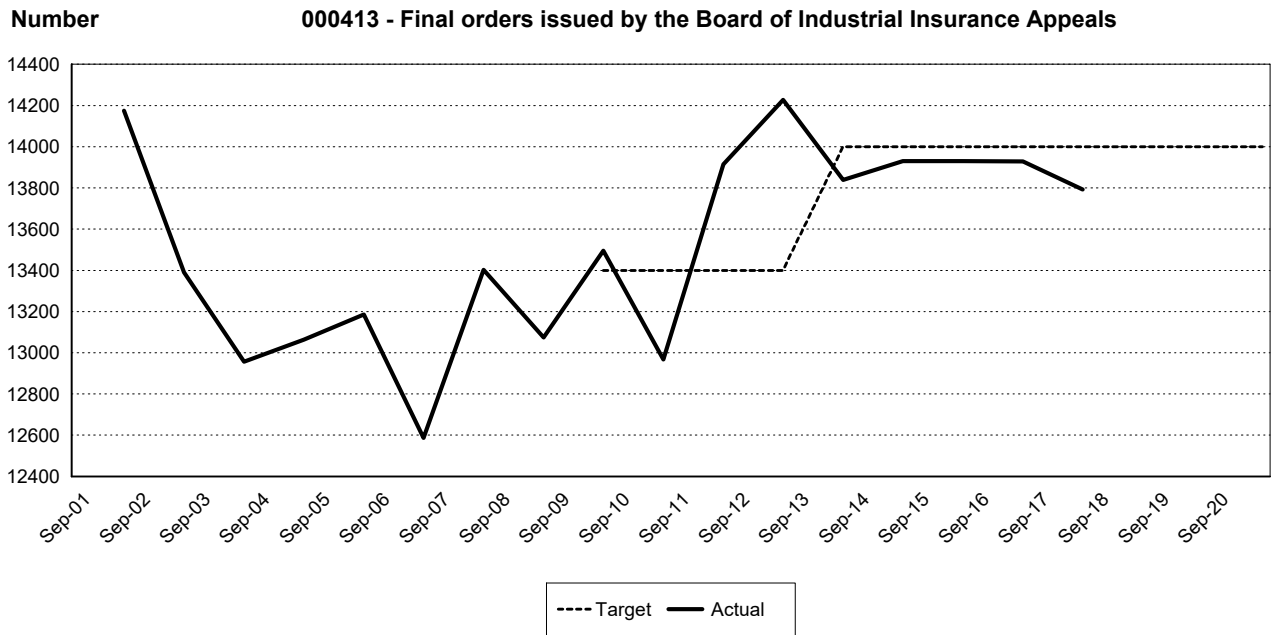
000423 Average cost per final order			
Biennium	Period	Actual	Target
2019-21	Q8		\$16,000
	Q7		
	Q6		
	Q5		
	Q4		\$1,600
	Q3		
	Q2		
	Q1		
	2017-19	Q8	
Q7			
Q6			
Q5			
Q4		\$1,603	\$1,600
Q3			
Q2			
Q1			
2015-17		Q8	\$1,499
	Q7		
	Q6		
	Q5		
	Q4	\$1,473	\$1,350
	Q3		
	Q2		
	Q1		



Appropriation Period: 2019-21 Activity Version: 36 - Working Analyst Supp. Version 6 Sort By: Activity

000413 Total number of final orders issued.			
Biennium	Period	Actual	Target
2019-21	Q8		14,000
	Q7		
	Q6		
	Q5		
	Q4		14,000
	Q3		
	Q2		
	Q1		
	2017-19	Q8	
Q7			
Q6			
Q5			
Q4		13,793	14,000
Q3			
Q2			
Q1			
2015-17		Q8	13,929
	Q7		
	Q6		
	Q5		
	Q4	13,930	14,000
	Q3		
	Q2		
	Q1		

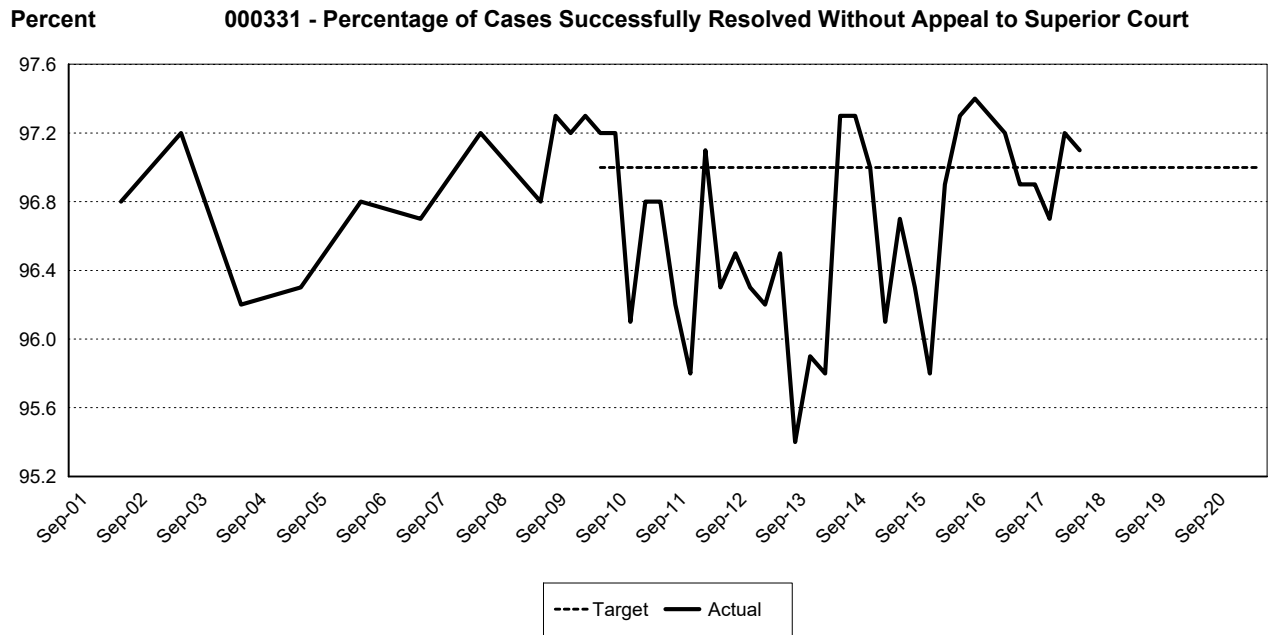
Appropriation Period: 2019-21 Activity Version: 36 - Working Analyst Supp. Version 6 Sort By: Activity



Appropriation Period: 2019-21 Activity Version: 36 - Working Analyst Supp. Version 6 Sort By: Activity

000331 Percentage of cases successfully resolved without appeal to Superior Court			
Biennium	Period	Actual	Target
2019-21	Q8		97%
	Q7		97%
	Q6		97%
	Q5		97%
	Q4		97%
	Q3		97%
	Q2		97%
	Q1		97%
2017-19	Q8		97%
	Q7		97%
	Q6		97%
	Q5		97%
	Q4	97.1%	97%
	Q3	97.2%	97%
	Q2	96.7%	97%
	Q1	96.9%	97%
2015-17	Q8	96.9%	97%
	Q7	97.2%	97%
	Q6	97.3%	97%
	Q5	97.4%	97%
	Q4	97.3%	97%
	Q3	96.9%	97%
	Q2	95.8%	97%
	Q1	96.3%	97%

Appropriation Period: 2019-21 Activity Version: 36 - Working Analyst Supp. Version 6 Sort By: Activity



Grand Total

	FY 2020	FY 2021	Biennial Total
FTE's	164.6	162.4	163.5
GFS	\$0	\$0	\$0
Other	\$23,941,000	\$24,722,000	\$48,663,000
Total	\$23,941,000	\$24,722,000	\$48,663,000