

## 228 - Wash Traffic Safety Commission

### A001 Improve Traffic Safety on Washington Roads

The Traffic Safety Commission promotes information and education campaigns related to traffic safety; coordinates development of statewide and local safety activities; and promotes uniform enforcement of traffic safety laws. Commission staff collects and analyzes traffic safety-related data to assist in targeting efforts to reduce the number of fatalities and serious injuries. Staff also conducts research to define problem areas, identify and evaluate solutions, and track progress. State traffic safety goals are established each year, and public opinion and behavior surveys are conducted annually. The Commission provides grants to state and local agencies to support innovative projects to improve traffic safety. It administers the School Zone Safety Account which provides for enforcement activities, community and school district projects, and educational programs to improve traffic safety in school zones throughout the state.

*Program TRN - Washington Traffic Safety Commission (Transportation)*

Account	FY 2020	FY 2021	Biennial Total
<b>FTE</b>	27.5	27.5	27.5
<b>106 Highway Safety Account</b>			
106-1 State	\$2,286,000	\$2,302,000	\$4,588,000
106-2 Federal	\$13,479,000	\$13,556,000	\$27,035,000
106-7 Private/Local	\$59,000	\$59,000	\$118,000
<b>106 Account Total</b>	<b>\$15,824,000</b>	<b>\$15,917,000</b>	<b>\$31,741,000</b>
<b>780 School Zone Safety Account</b>			
780-1 State	\$425,000	\$425,000	\$850,000

**Statewide Result Area:** Healthy and Safe Communities  
**Statewide Strategy:** Identify and mitigate risk to public safety

**Expected Results**

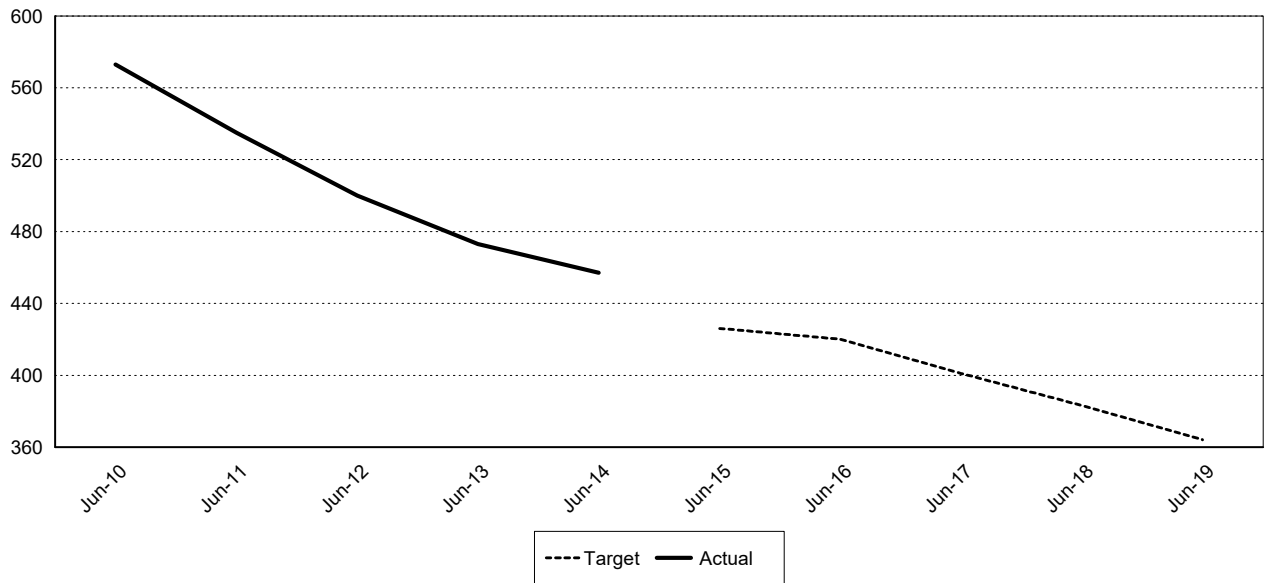
Improve traffic safety on Washington roadways.

002601			
Biennium	Period	Actual	Target
2017-19	A3		364
	A2		383
2015-17	A3		401
	A2		420

Appropriation Period: 2019-21 Activity Version: 36 - Working Analyst Supp. Version 6 Sort By: Activity

Number

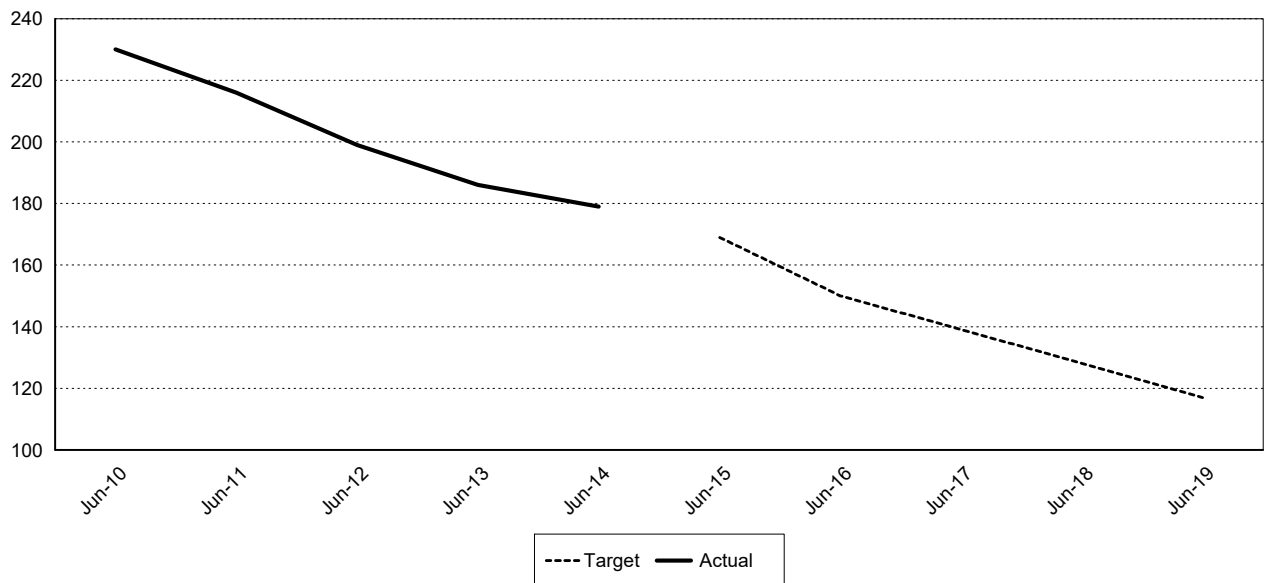
002601 - Traffic Fatalities



002603			
Biennium	Period	Actual	Target
2017-19	A3		117
	A2		128
2015-17	A3		139
	A2		150

Number

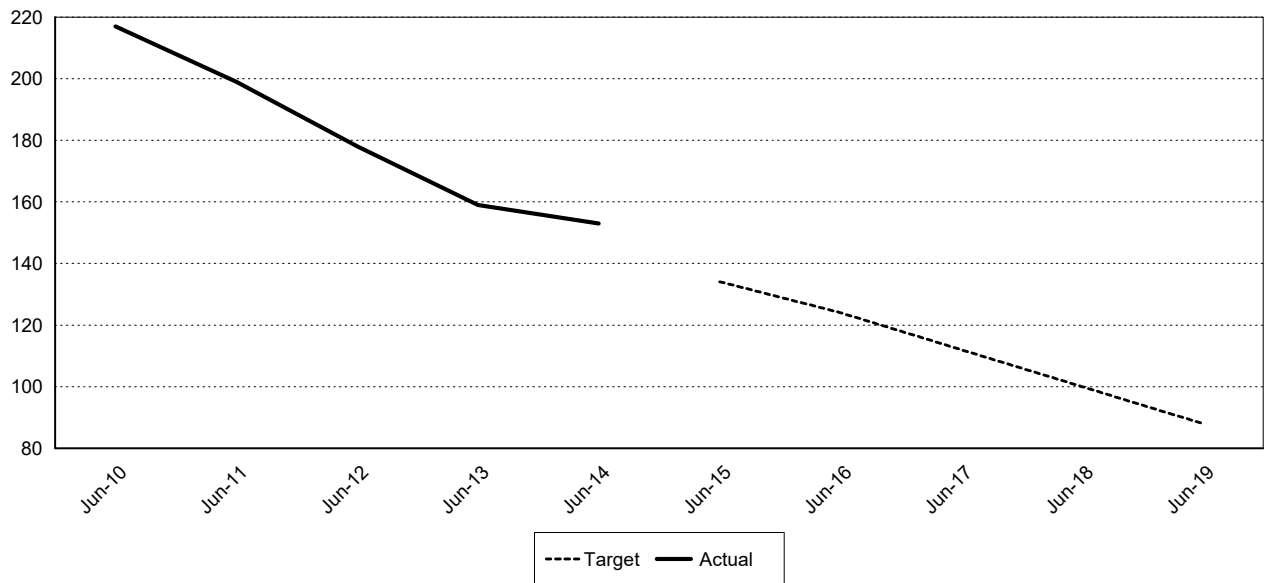
002603 - Traffic Fatalities Involving a Speeding Driver



Appropriation Period: 2019-21 Activity Version: 36 - Working Analyst Supp. Version 6 Sort By: Activity

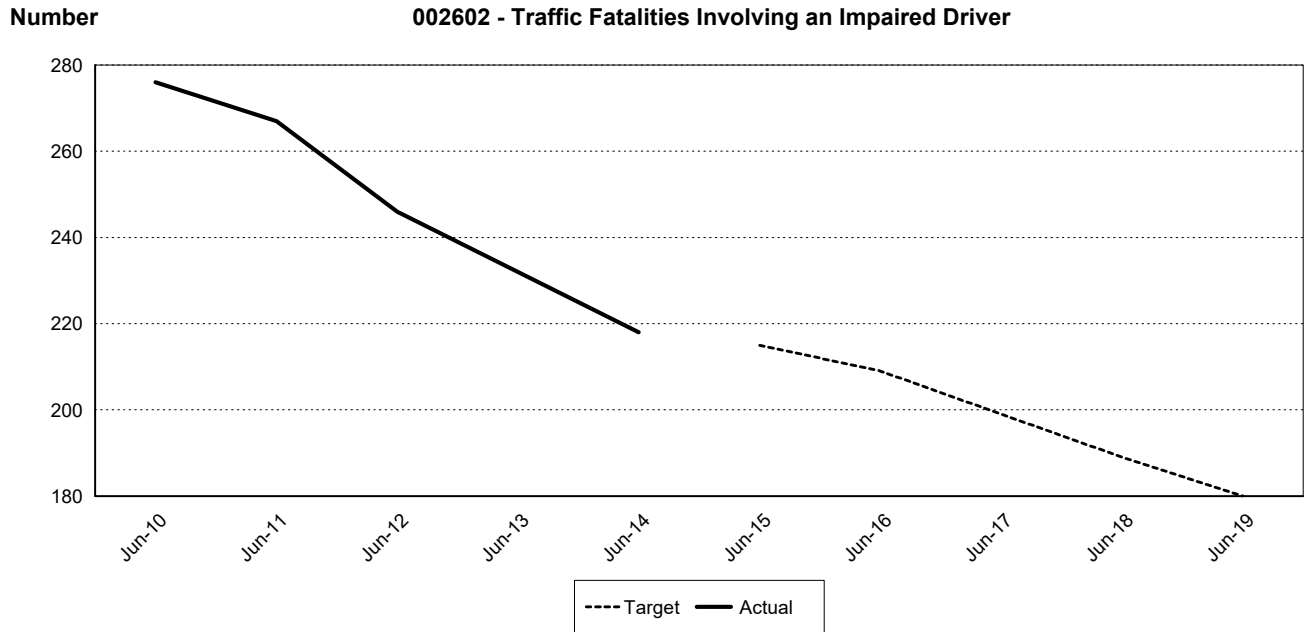
002605			
Biennium	Period	Actual	Target
2017-19	A3		88
	A2		100
2015-17	A3		112
	A2		124

Number 002605 - Traffic Fatalities Involving a Young Driver Age 16-25



002602			
Biennium	Period	Actual	Target
2017-19	A3		180
	A2		189
2015-17	A3		199
	A2		209

Appropriation Period: 2019-21 Activity Version: 36 - Working Analyst Supp. Version 6 Sort By: Activity



**Grand Total**

	FY 2020	FY 2021	Biennial Total
FTE's	27.5	27.5	27.5
GFS	\$0	\$0	\$0
Other	\$16,249,000	\$16,342,000	\$32,591,000
<b>Total</b>	<b>\$16,249,000</b>	<b>\$16,342,000</b>	<b>\$32,591,000</b>