

370 - Eastern Washington University

A001 Administrative Overhead

Eastern Washington University's administrative overhead includes top-ranking administrative policy-making and management-control activities. Strategic planning and mission-critical guidance for the university are important components of this activity.

Account	FY 2020	FY 2021	Biennial Total
08A Education Legacy Trust Account			
08A-1 State	\$1,592,000	\$1,599,000	\$3,191,000
001 General Fund			
001-1 State	\$10,430,000	\$10,893,000	\$21,323,000
145 Institutions of Higher Education - Grant and Contracts Account			
145-6 Non-Appropriated	\$2,017,000	\$2,045,000	\$4,062,000
148 Institutions of Higher Education - Dedicated Local Account			
148-6 Non-Appropriated	\$6,397,000	\$6,484,000	\$12,881,000
149 Inst of HI ED-Operating Fees Acct			
149-6 Non-Appropriated	\$11,506,000	\$11,641,000	\$23,147,000

Statewide Result Area: World Class Education
Statewide Strategy: Provide convenient and efficient post-secondary education

Expected Results

Improve the value of a university education for citizens of Washington State.

A002 Instruction

Eastern Washington University provides quality undergraduate and graduate students with the knowledge they need to acquire a degree, prepare for a career, and continue learning after they leave the university.

Appropriation Period: 2019-21 Activity Version: 36 - Working Analyst Supp. Version 6 Sort By: Activity

Account	FY 2020	FY 2021	Biennial Total
FTE	1,437.9	1,437.9	1,437.9
08A Education Legacy Trust Account			
08A-1 State	\$5,112,000	\$5,133,000	\$10,245,000
001 General Fund			
001-1 State	\$33,485,000	\$34,972,000	\$68,457,000
145 Institutions of Higher Education - Grant and Contracts Account			
145-6 Non-Appropriated	\$6,475,000	\$6,566,000	\$13,041,000
148 Institutions of Higher Education - Dedicated Local Account			
148-6 Non-Appropriated	\$20,539,000	\$20,818,000	\$41,357,000
149 Inst of HI ED-Operating Fees Acct			
149-6 Non-Appropriated	\$36,942,000	\$37,375,000	\$74,317,000

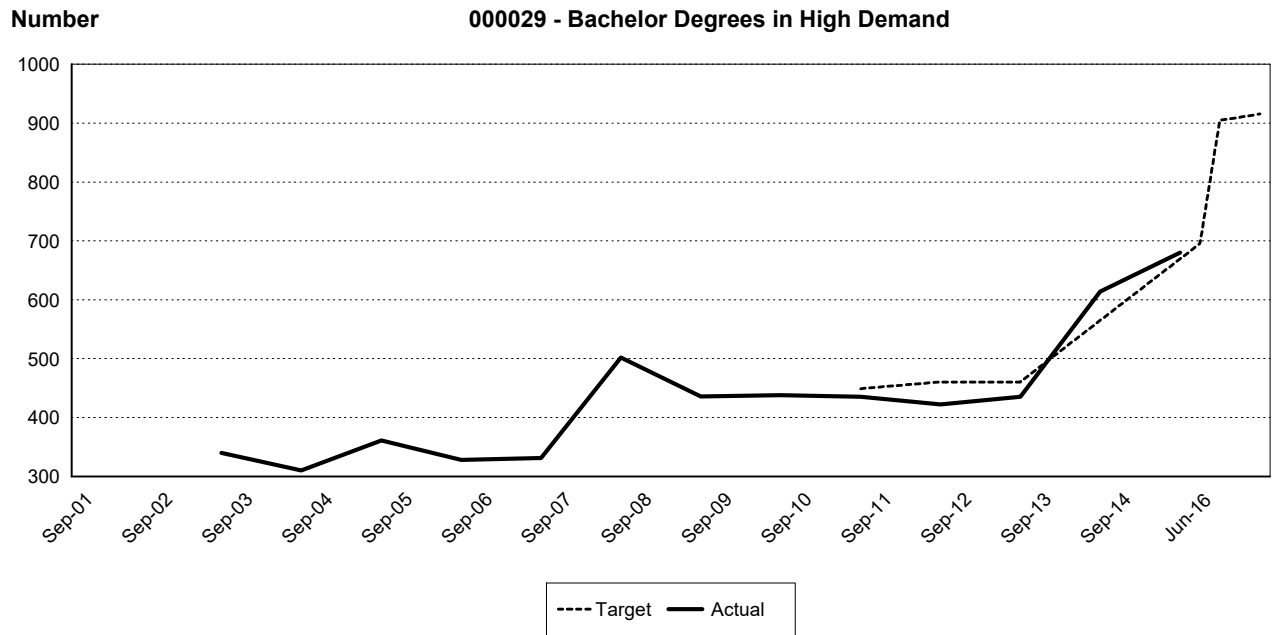
Statewide Result Area: World Class Education
Statewide Strategy: Provide convenient and efficient post-secondary education

Expected Results

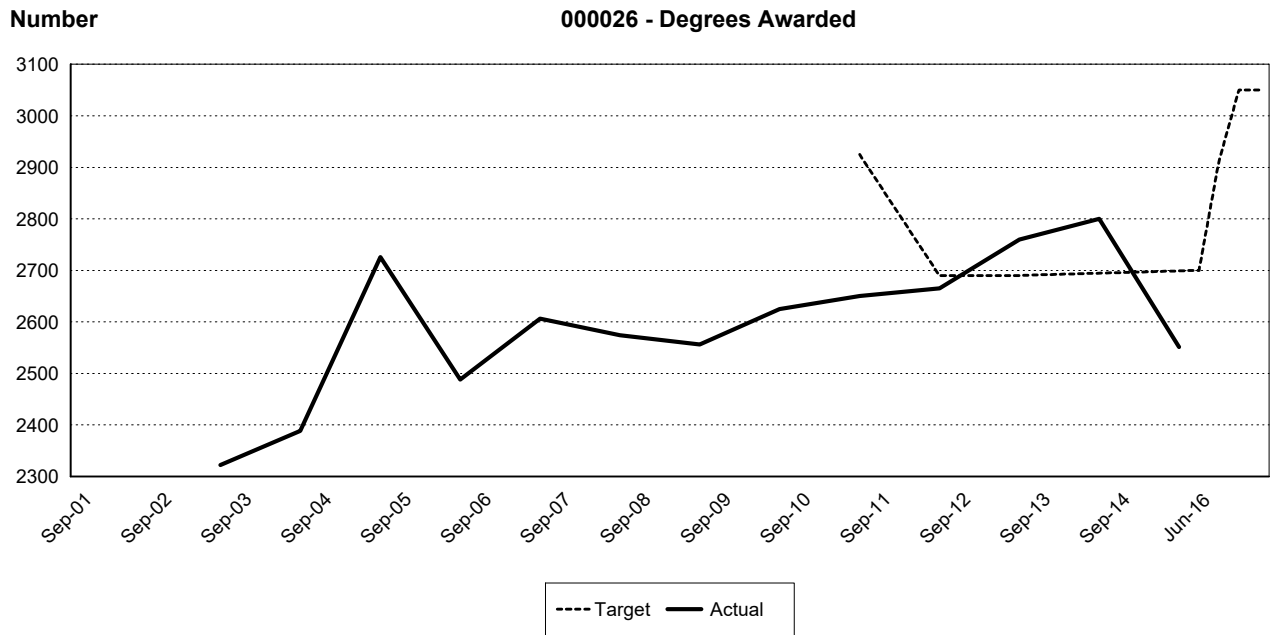
Improve the value of a university education for citizens of Washington State.

000029 Number of degrees awarded in High Demand areas			
Biennium	Period	Actual	Target
2017-19	A3		915
	A2		910
2015-17	A3		905
	A2		695

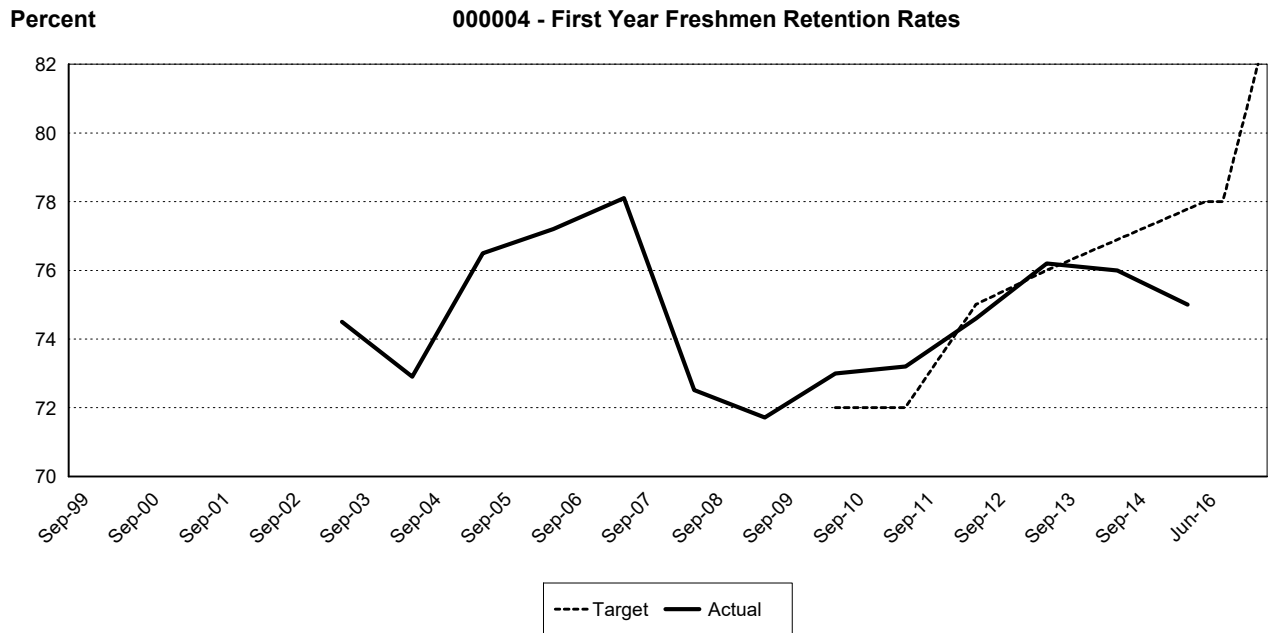
Appropriation Period: 2019-21 Activity Version: 36 - Working Analyst Supp. Version 6 Sort By: Activity



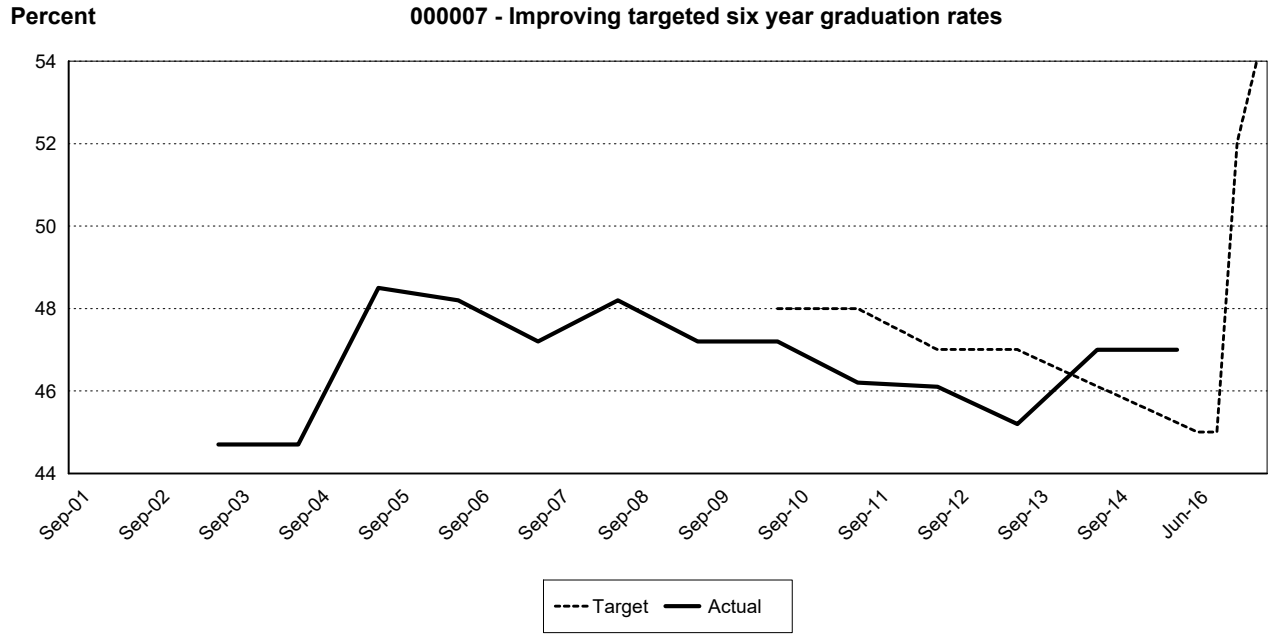
000026 Number of both undergraduate and graduate degrees awarded			
Biennium	Period	Actual	Target
2017-19	A3		3,050
	A2		3,050
2015-17	A3		2,911
	A2		2,700



000004 Percent of first-time, full-time Freshmen actively enrolled in a fall term who re-enroll in a subsequent fall term.			
Biennium	Period	Actual	Target
2017-19	A3		82%
	A2		80%
2015-17	A3		78%
	A2		78%

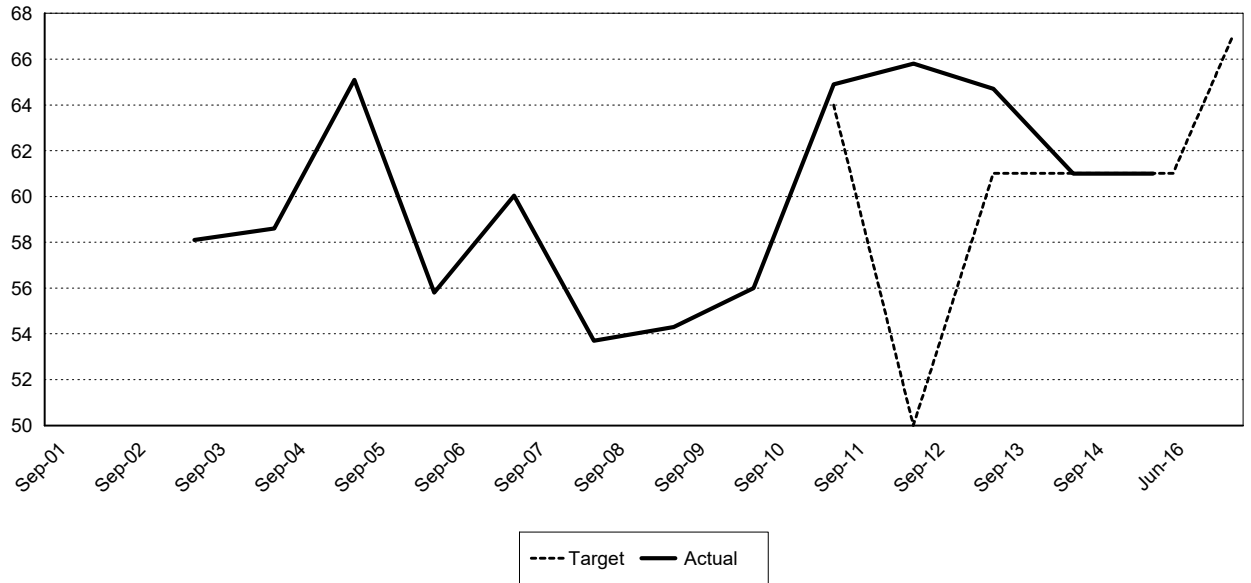


000007 Percentage of an entering cohort of first-time, full-time freshmen who graduate within 6 full academic years.			
Biennium	Period	Actual	Target
2017-19	A3		54%
	A2		52%
2015-17	A3		45%
	A2		45%



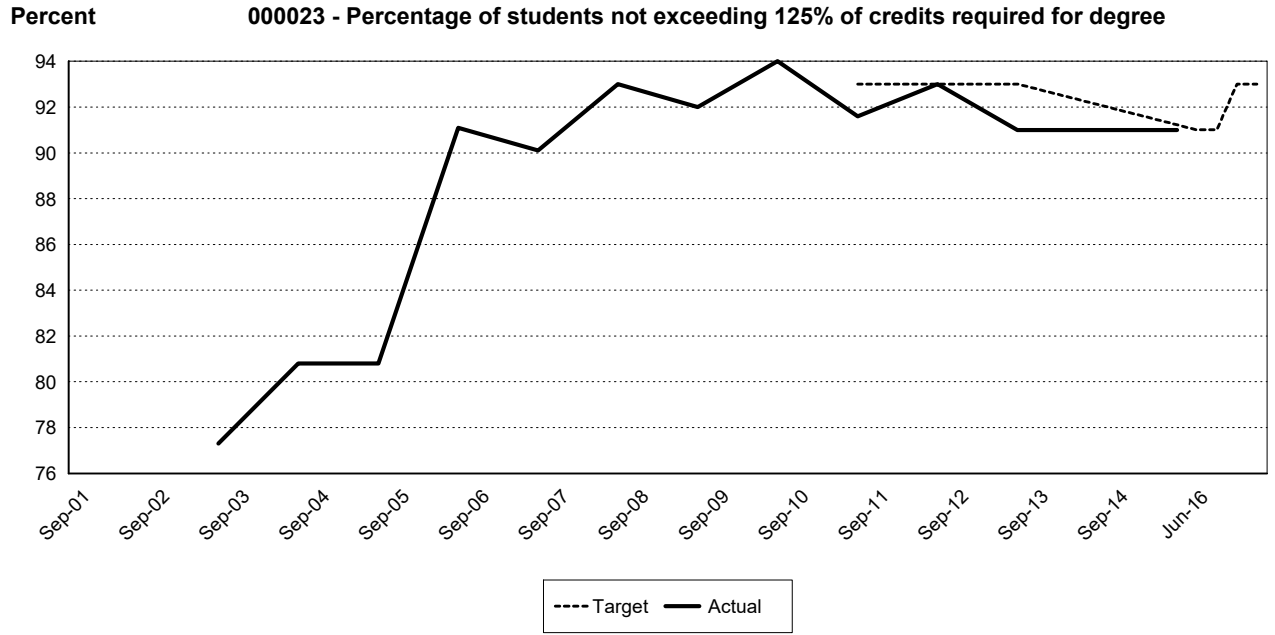
000020 Percentage of an entering cohort of transfer students with a Washington state community college AA degree who graduate within 3 full academic years.			
Biennium	Period	Actual	Target
2017-19	A3		67%
	A2		65%
2015-17	A3		63%
	A2		61%

Percent 000020 - Improving targeted three year graduation rates for Washington Transfers with an AA Degree



000023 Percentage of students in a graduating cohort who did not exceed 125% of credits required for their degree.

Biennium	Period	Actual	Target
2017-19	A3		93%
	A2		93%
2015-17	A3		91%
	A2		91%



A003 Public Service

Eastern Washington University's public service activities include lectures, events, and conferences available for students, faculty, and the general public.

Appropriation Period: 2019-21 Activity Version: 36 - Working Analyst Supp. Version 6 Sort By: Activity

Account	FY 2020	FY 2021	Biennial Total
08A Education Legacy Trust Account			
08A-1 State	\$838,000	\$841,000	\$1,679,000
001 General Fund			
001-1 State	\$5,490,000	\$5,733,000	\$11,223,000
145 Institutions of Higher Education - Grant and Contracts Account			
145-6 Non-Appropriated	\$1,062,000	\$1,077,000	\$2,139,000
148 Institutions of Higher Education - Dedicated Local Account			
148-6 Non-Appropriated	\$3,368,000	\$3,413,000	\$6,781,000
149 Inst of HI ED-Operating Fees Acct			
149-6 Non-Appropriated	\$6,056,000	\$6,127,000	\$12,183,000

Statewide Result Area: World Class Education
Statewide Strategy: Offer university services to the community

Expected Results

Improve the value of a university education for citizens of Washington State.

A004 Research

Public and private organizations may purchase or sponsor research, instruction, or consultative services from Eastern Washington University. Federal, state, local, and privately-funded research provides opportunities for faculty and students to maintain and enhance their scholarship and to provide knowledge in areas of concern to the citizens of the state. Federal, state, and local grants are included here.

Account	FY 2020	FY 2021	Biennial Total
08A Education Legacy Trust Account			
08A-1 State	\$838,000	\$841,000	\$1,679,000
001 General Fund			
001-1 State	\$5,489,000	\$5,733,000	\$11,222,000
145 Institutions of Higher Education - Grant and Contracts Account			
145-6 Non-Appropriated	\$1,061,000	\$1,076,000	\$2,137,000
148 Institutions of Higher Education - Dedicated Local Account			
148-6 Non-Appropriated	\$3,367,000	\$3,413,000	\$6,780,000
149 Inst of HI ED-Operating Fees Acct			
149-6 Non-Appropriated	\$6,056,000	\$6,127,000	\$12,183,000

Statewide Result Area: World Class Education

Appropriation Period: 2019-21 Activity Version: 36 - Working Analyst Supp. Version 6 Sort By: Activity

Statewide Strategy: Provide access to high-quality research opportunities

Expected Results

Improve the value of a university education for citizens of Washington State.

Grand Total

	FY 2020	FY 2021	Biennial Total
FTE's	1,437.9	1,437.9	1,437.9
GFS	\$54,894,000	\$57,331,000	\$112,225,000
Other	\$113,226,000	\$114,576,000	\$227,802,000
Total	\$168,120,000	\$171,907,000	\$340,027,000