

406 - County Road Administration Board

A001 Technical Assistance and Management Oversight

The County Road Administration Board (CRAB) maintains the statewide inventory of county roads used as the basis for grant program eligibility and fuel tax calculations, and prepares the calculations for the annual fuel tax allocation for each county. The Board sets standards of operation for all county road agencies and enforces these standards through a system of annual reporting and site visits. It also provides technical and administrative assistance to counties, including information technology services and training. (Rural Arterial Account-State, Motor Vehicle Account-State, County Arterial Account-State)

Program 010 - CRAB Operating

Account	FY 2020	FY 2021	Biennial Total
FTE	8.7	8.7	8.7
108 Motor Vehicle Account			
108-1 State	\$1,379,000	\$1,424,000	\$2,803,000

Program 01C - CRAB Capital

Account	FY 2020	FY 2021	Biennial Total
108 Motor Vehicle Account			
108-1 State	\$728,000	\$728,000	\$1,456,000

Statewide Result Area: Prosperous Economy

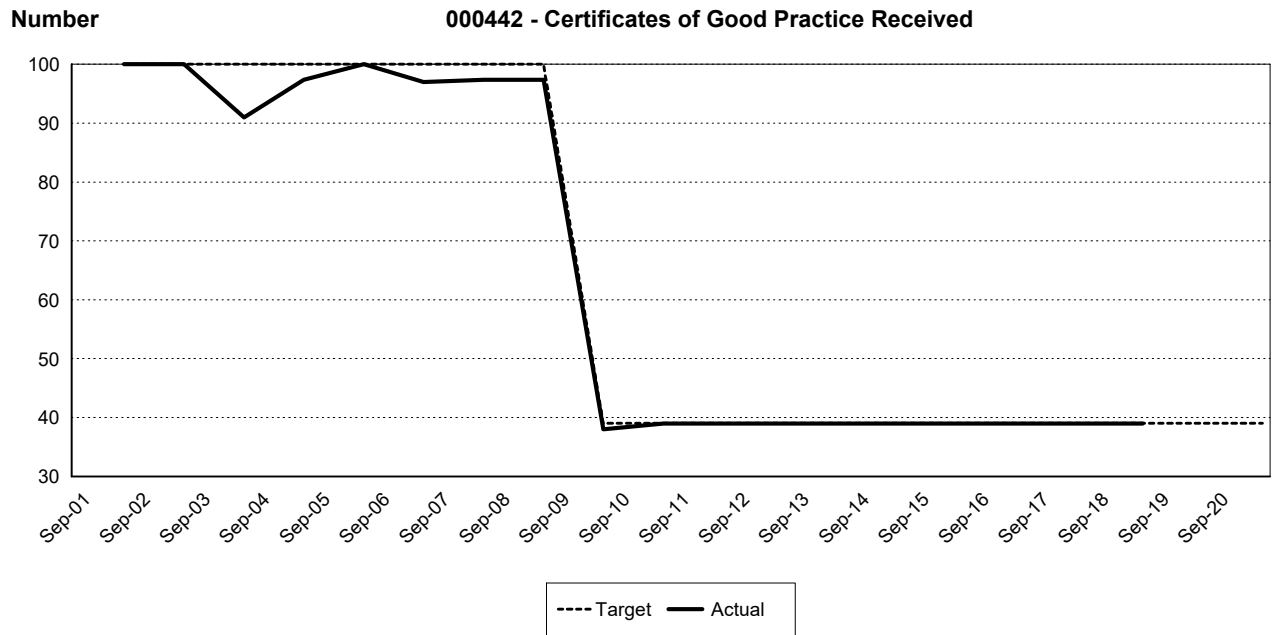
Statewide Strategy: Effective transportation system governance and management

Expected Results

The result of regulation, research, and oversight has been, and should continue to be, accountability among the counties and from them to the Legislature and the public; credibility of reported data through centralized reporting; and effective, efficient, professional administration of county road resources and a centralized location of data from thirty-nine counties; an achieved economy of scale realized across thirty-nine road departments.

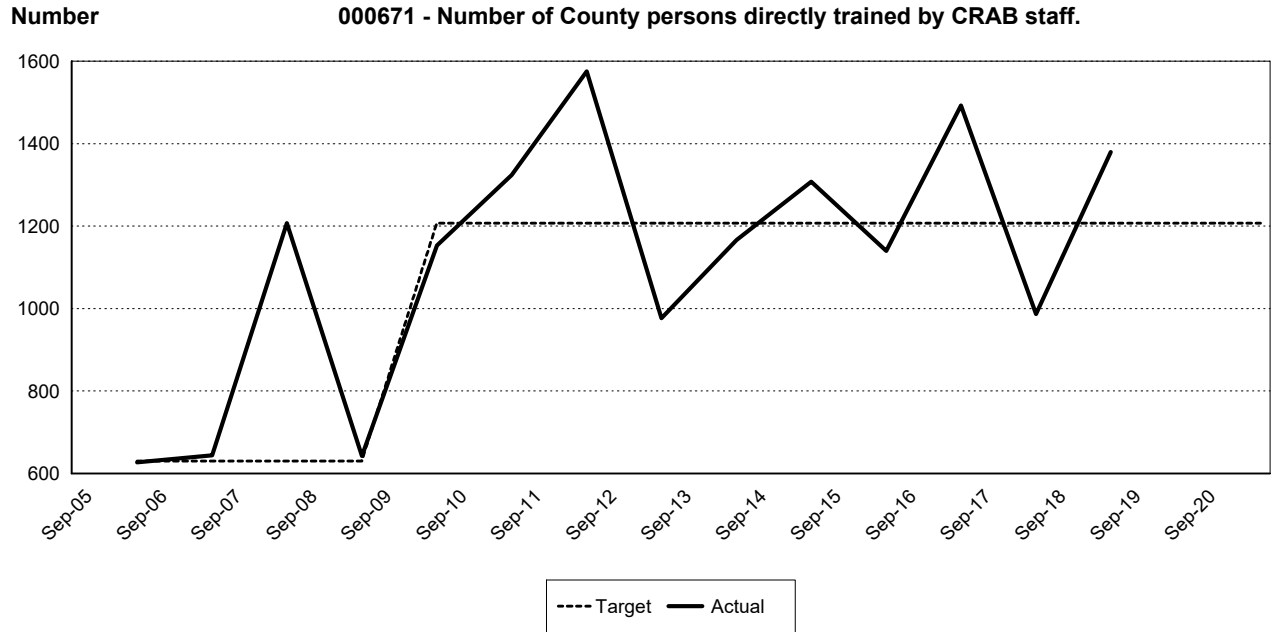
Appropriation Period: 2019-21 Activity Version: 36 - Working Analyst Supp. Version 6 Sort By: Activity

000442 Number of counties earning Certificates of Good Practice based on review of compliance with the CRAB Standards of Good Practice.			
Biennium	Period	Actual	Target
2019-21	Q8		39
	Q7		
	Q6		
	Q5		
	Q4		39
	Q3		
	Q2		
	Q1		
2017-19	Q8	39	39
	Q7		
	Q6		
	Q5		
	Q4	39	39
	Q3		
	Q2		
	Q1		
2015-17	Q8	39	39
	Q7		
	Q6		
	Q5		
	Q4	39	39
	Q3		
	Q2		
	Q1		



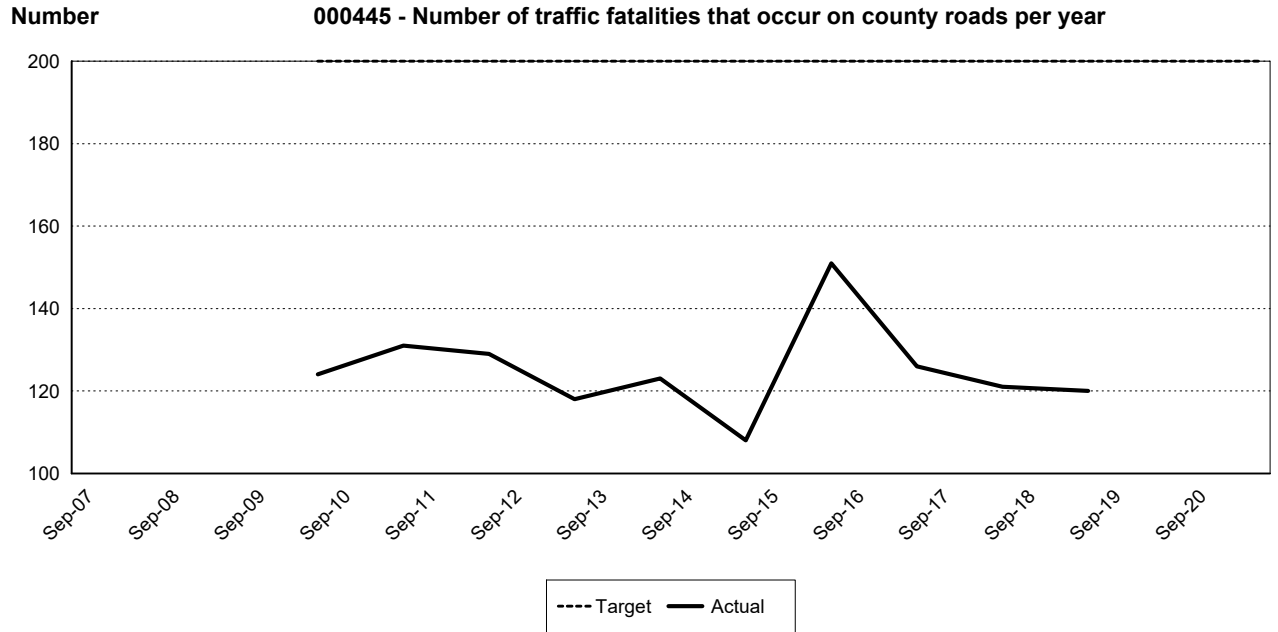
Appropriation Period: 2019-21 Activity Version: 36 - Working Analyst Supp. Version 6 Sort By: Activity

000671 Number of person-days of training/consulting provided to county personnel by CRAB staff on County Engineer duties and responsibilities, Engineering Design Systems and Transportation Management Systems (Mobility).			
Biennium	Period	Actual	Target
2019-21	Q8		1,207
	Q7		
	Q6		
	Q5		
	Q4		1,207
	Q3		
	Q2		
	Q1		
2017-19	Q8	1,380	1,207
	Q7		
	Q6		
	Q5		
	Q4	987	1,207
	Q3		
	Q2		
	Q1		
2015-17	Q8	1,493	1,207
	Q7		
	Q6		
	Q5		
	Q4	1,140	1,207
	Q3		
	Q2		
	Q1		



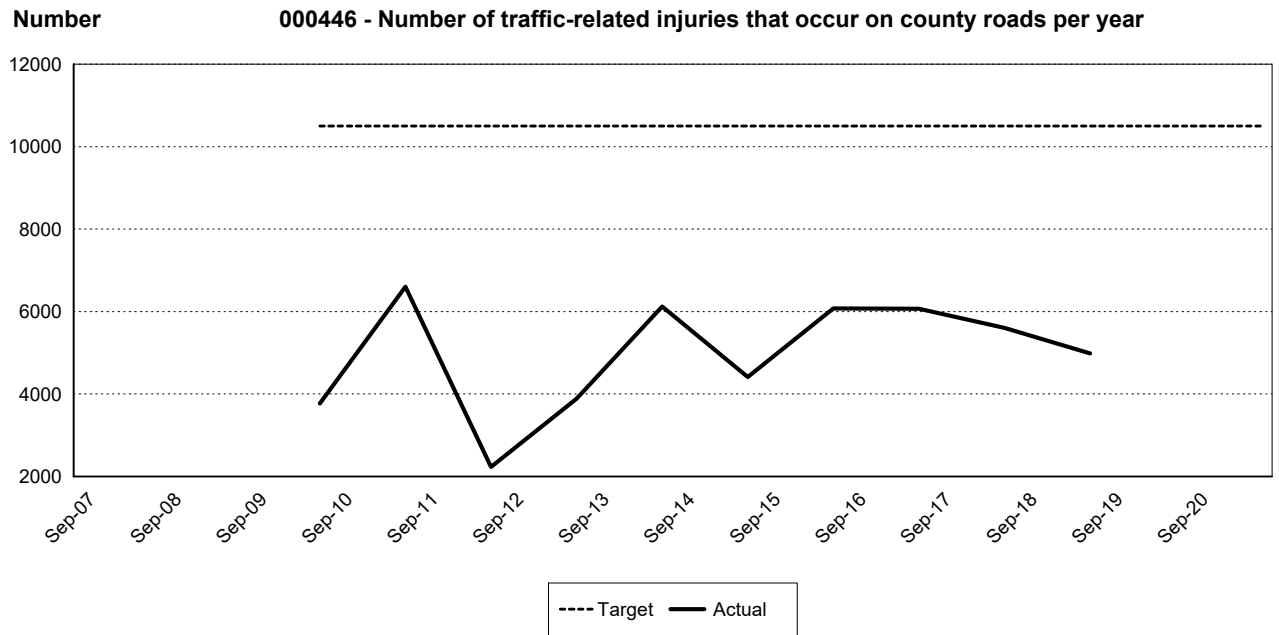
Appropriation Period: 2019-21 Activity Version: 36 - Working Analyst Supp. Version 6 Sort By: Activity

000445 Number of traffic fatalities that occur on county roads per year			
Biennium	Period	Actual	Target
2019-21	Q8		200
	Q7		
	Q6		
	Q5		
	Q4		200
	Q3		
	Q2		
	Q1		
2017-19	Q8	120	200
	Q7		
	Q6		
	Q5		
	Q4	121	200
	Q3		
	Q2		
	Q1		
2015-17	Q8	126	200
	Q7		
	Q6		
	Q5		
	Q4	151	200
	Q3		
	Q2		
	Q1		



Appropriation Period: 2019-21 Activity Version: 36 - Working Analyst Supp. Version 6 Sort By: Activity

000446 Number of traffic-related injuries that occur on county roads per year			
Biennium	Period	Actual	Target
2019-21	Q8		10,500
	Q7		
	Q6		
	Q5		
	Q4		10,500
	Q3		
	Q2		
	Q1		
2017-19	Q8	4,987	10,500
	Q7		
	Q6		
	Q5		
	Q4	5,600	10,500
	Q3		
	Q2		
	Q1		
2015-17	Q8	6,067	10,500
	Q7		
	Q6		
	Q5		
	Q4	6,078	10,500
	Q3		
	Q2		
	Q1		



A002 Rural Arterial Program

Rural Arterial Account monies are distributed to the counties in the form of project grants to improve rural arterial and collector roads and to provide transportation engineering assistance. Counties compete regionally for these construction dollars by submitting projects which are then rated by CRAB staff against objective criteria established for each region.

Appropriation Period: 2019-21 Activity Version: 36 - Working Analyst Supp. Version 6 Sort By: Activity

Program 010 - CRAB Operating

Account	FY 2020	FY 2021	Biennial Total
FTE	4.0	4.0	4.0
102 Rural Arterial Trust Account			
102-1 State	\$561,000	\$576,000	\$1,137,000

Program 01C - CRAB Capital

Account	FY 2020	FY 2021	Biennial Total
102 Rural Arterial Trust Account			
102-1 State	\$32,998,000	\$32,998,000	\$65,996,000

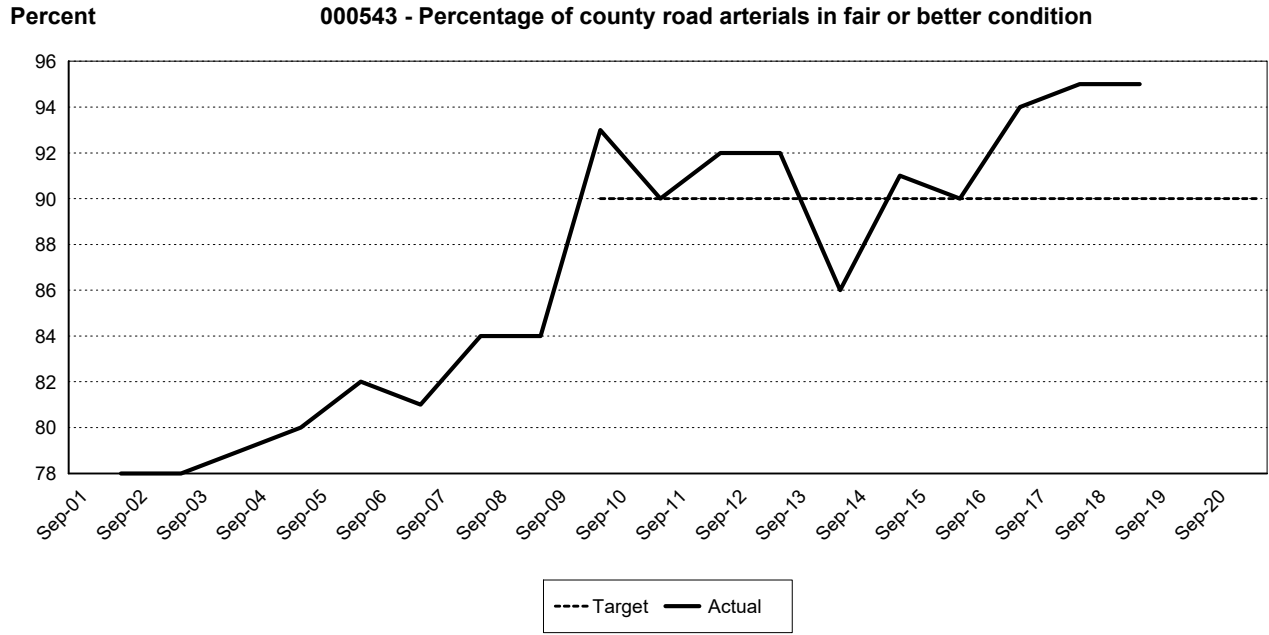
Statewide Result Area: Prosperous Economy
Statewide Strategy: Preserve and maintain state, regional and local transportation systems

Expected Results

The Rural Arterial Program successfully targets freight and safety issues on a regional basis. Competition within regions should ensure that only priority projects are constructed. CRAB staff remain in close communication with each county to make sure the program continues to be both responsive to individual counties’ needs and effective in dealing with county freight and safety issues.

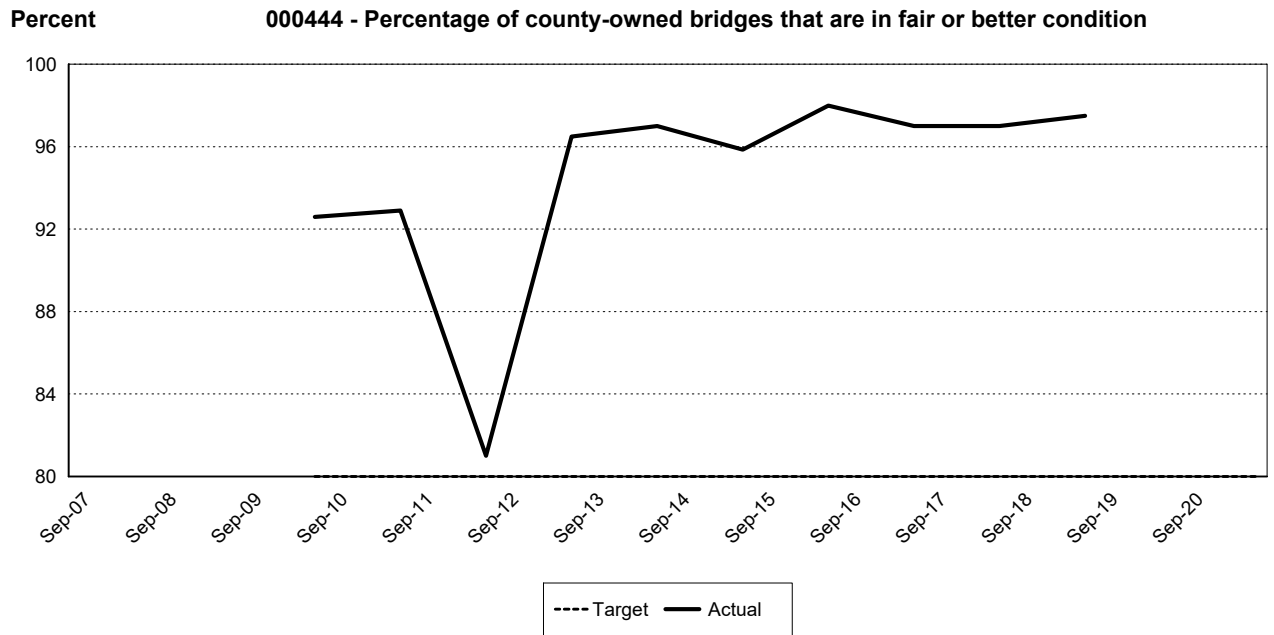
Appropriation Period: 2019-21 Activity Version: 36 - Working Analyst Supp. Version 6 Sort By: Activity

000543 Percent of county owned arterials in fair or better condition.			
Biennium	Period	Actual	Target
2019-21	Q8		90%
	Q7		
	Q6		
	Q5		
	Q4		90%
	Q3		
	Q2		
	Q1		
2017-19	Q8	95%	90%
	Q7		
	Q6		
	Q5		
	Q4	95%	90%
	Q3		
	Q2		
	Q1		
2015-17	Q8	94%	90%
	Q7		
	Q6		
	Q5		
	Q4	90%	90%
	Q3		
	Q2		
	Q1		



Appropriation Period: 2019-21 Activity Version: 36 - Working Analyst Supp. Version 6 Sort By: Activity

000444 Percentage of county-owned bridges that are in fair or better condition.			
Biennium	Period	Actual	Target
2019-21	Q8		80%
	Q7		
	Q6		
	Q5		
	Q4		80%
	Q3		
	Q2		
	Q1		
2017-19	Q8	97.5%	80%
	Q7		
	Q6		
	Q5		
	Q4	97%	80%
	Q3		
	Q2		
	Q1		
2015-17	Q8	97%	80%
	Q7		
	Q6		
	Q5		
	Q4	98%	80%
	Q3		
	Q2		
	Q1		



A003 County Arterial Preservation Program

Grants are awarded based upon each county’s total arterial lane miles as certified by the county road log at CRAB. To remain eligible for this program, each county must certify to CRAB’s satisfaction that a pavement management system is in use which meets or exceeds the board’s standards.

Appropriation Period: 2019-21 Activity Version: 36 - Working Analyst Supp. Version 6 Sort By: Activity

Program 010 - CRAB Operating

Account	FY 2020	FY 2021	Biennial Total
FTE	4.5	4.5	4.5
186 County Arterial Preservation Account			
186-1 State	\$832,000	\$845,000	\$1,677,000

Program 01C - CRAB Capital

Account	FY 2020	FY 2021	Biennial Total
186 County Arterial Preservation Account			
186-1 State	\$19,795,000	\$19,795,000	\$39,590,000

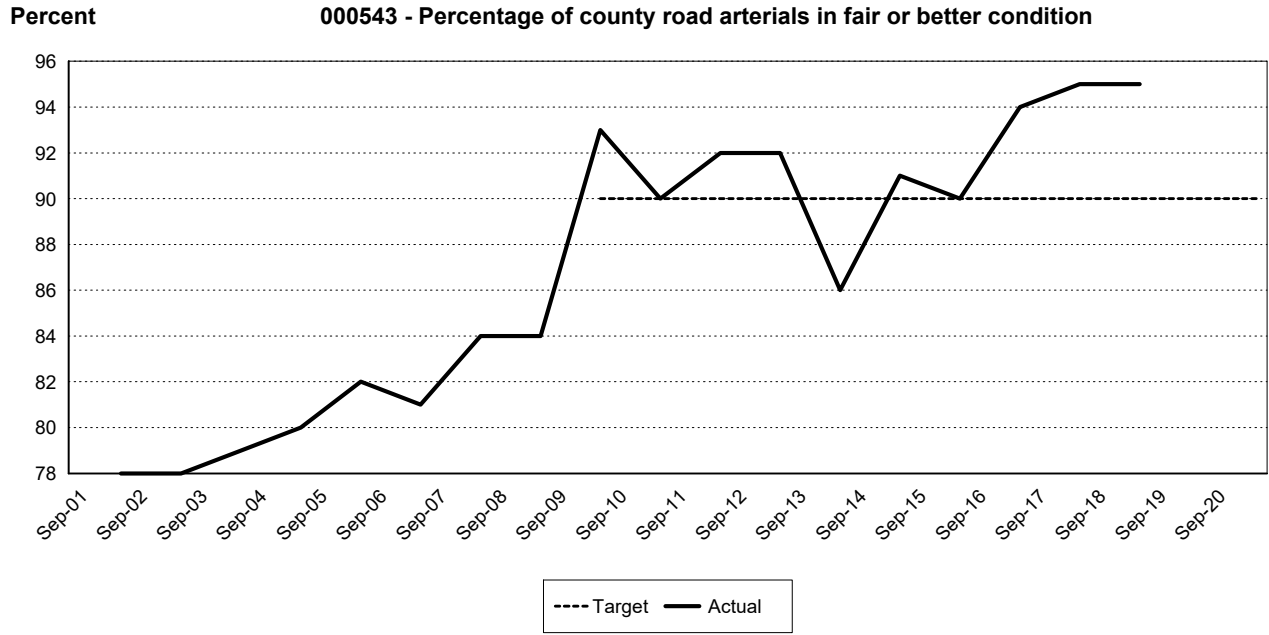
Statewide Result Area: Prosperous Economy
Statewide Strategy: Preserve and maintain state, regional and local transportation systems

Expected Results

CAPA provides a regular and dedicated resource for the purpose of county arterial preservation. By calculating the distribution on the basis of a certified road log, the result should be an accurate and current assessment of individual county arterial preservation need, as well as an equitable distribution among the counties. The requirement of pavement management systems within each county continues to ensure that every county is a part of a statewide stewardship effort to maintain the existing infrastructure investment.

Appropriation Period: 2019-21 Activity Version: 36 - Working Analyst Supp. Version 6 Sort By: Activity

000543 Percent of county owned arterials in fair or better condition.			
Biennium	Period	Actual	Target
2019-21	Q8		90%
	Q7		
	Q6		
	Q5		
	Q4		90%
	Q3		
	Q2		
	Q1		
2017-19	Q8	95%	90%
	Q7		
	Q6		
	Q5		
	Q4	95%	90%
	Q3		
	Q2		
	Q1		
2015-17	Q8	94%	90%
	Q7		
	Q6		
	Q5		
	Q4	90%	90%
	Q3		
	Q2		
	Q1		



Grand Total

	FY 2020	FY 2021	Biennial Total
FTE's	17.2	17.2	17.2
GFS	\$0	\$0	\$0
Other	\$56,293,000	\$56,366,000	\$112,659,000
Total	\$56,293,000	\$56,366,000	\$112,659,000