

407 - Transportation Improvement Board

A001 Urban Arterial Program

This program awards grants through a competitive process to counties with urban areas, cities and towns within an urban area, and cities with a population of 5,000 or greater. Project selection criteria include safety, mobility, physical condition, economic development, sustainability, and constructability. (Fund 144 Transportation Improvement Account-State)

Program 01C - TIB Capital

Account	FY 2020	FY 2021	Biennial Total
144 Transportation Improvement Account			
144-1 State	\$77,063,000	\$77,063,000	\$154,126,000

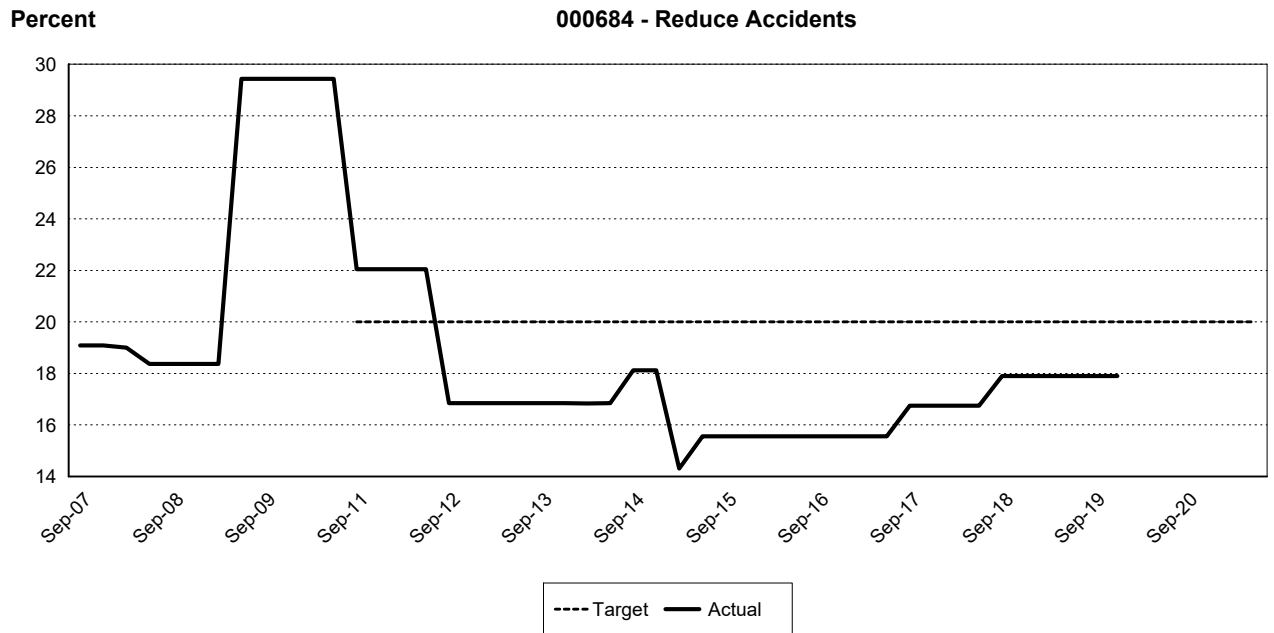
Statewide Result Area: Prosperous Economy
Statewide Strategy: Preserve and maintain state, regional and local transportation systems

Expected Results

Reduce congestion and improve safety in urban areas.

Appropriation Period: 2019-21 Activity Version: 36 - Working Analyst Supp. Version 6 Sort By: Activity

000684 Percentage of accidents two years after construction compared to two years before construction. Target is 20% reduction. This is linked to Urban Arterial Program, Activity A001.				
Biennium	Period	Ratio	Actual	Target
2019-21	Q8	/		20%
	Q7	/		20%
	Q6	/		20%
	Q5	/		20%
	Q4	/		20%
	Q3	/		20%
	Q2	17.89 / 1	17.89%	20%
	Q1	17.89 / 1	17.89%	20%
2017-19	Q8	17.89 / 1	17.89%	20%
	Q7	17.89 / 1	17.89%	20%
	Q6	17.89 / 1	17.89%	20%
	Q5	17.89 / 1	17.89%	20%
	Q4	16.75 / 1	16.75%	20%
	Q3	16.75 / 1	16.75%	20%
	Q2	16.75 / 1	16.75%	20%
	Q1	16.75 / 1	16.75%	20%
2015-17	Q8	15.55 / 1	15.55%	20%
	Q7	15.55 / 1	15.55%	20%
	Q6	15.55 / 1	15.55%	20%
	Q5	15.55 / 1	15.55%	20%
	Q4	15.55 / 1	15.55%	20%
	Q3	15.55 / 1	15.55%	20%
	Q2	15.55 / 1	15.55%	20%
	Q1	15.55 / 1	15.55%	20%



A003 Sidewalk Program

This program provides funding for pedestrian projects, and is available to small city and urban agencies through a competitive grant process. Selection criteria include safety, pedestrian access, and local support. (Fund 112 Urban Arterial Trust Account-State)

Program 01C - TIB Capital

Account	FY 2020	FY 2021	Biennial Total
17N Complete Streets Grant Program Account			
17N-1 State	\$7,335,000	\$7,335,000	\$14,670,000
144 Transportation Improvement Account			
144-1 State	\$7,741,000	\$7,741,000	\$15,482,000

Statewide Result Area: **Prosperous Economy**

Appropriation Period: 2019-21 Activity Version: 36 - Working Analyst Supp. Version 6 Sort By: Activity

Statewide Strategy: Manage mobility system demand and maximize operations

Expected Results

Improve pedestrian safety and access in urban and rural areas.

A004 Program Support

This activity provides for the administration of the Transportation Improvement Board’s six programs. (Fund 144 Transportation Improvement Account State)

Program 010 - Transportation Improvement Board Operating

Account	FY 2020	FY 2021	Biennial Total
FTE	15.9	15.9	15.9
144 Transportation Improvement Account			
144-1 State	\$2,242,000	\$2,284,000	\$4,526,000

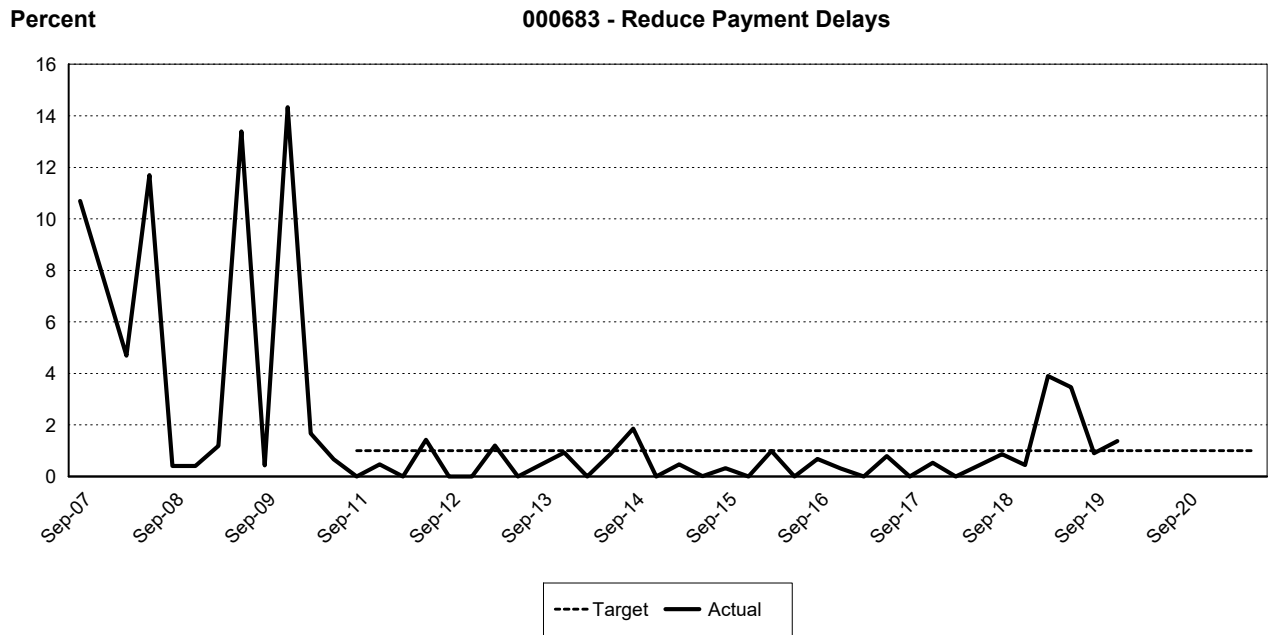
Statewide Result Area: Prosperous Economy

Statewide Strategy: Preserve and maintain state, regional and local transportation systems

Expected Results

Appropriation Period: 2019-21 Activity Version: 36 - Working Analyst Supp. Version 6 Sort By: Activity

000683 Reducing the percentage of payments made outside the control limits. For urban agencies the control limit is 39 days and for small cities it is 21 days. The target is 1%. This is linked to the Small City Arterial Program, Activity A005.				
Biennium	Period	Ratio	Actual	Target
2019-21	Q8	/		1%
	Q7	/		1%
	Q6	/		1%
	Q5	/		1%
	Q4	/		1%
	Q3	/		1%
	Q2	1.37 / 1	1.37%	1%
	Q1	0.9 / 1	0.9%	1%
2017-19	Q8	3.46 / 1	3.46%	1%
	Q7	3.9 / 1	3.9%	1%
	Q6	0.44 / 1	0.44%	1%
	Q5	0.86 / 1	0.86%	1%
	Q4	0.43 / 1	0.43%	1%
	Q3	0 / 1	0%	1%
	Q2	0.53 / 1	0.53%	1%
	Q1	0 / 1	0%	1%
2015-17	Q8	0.79 / 1	0.79%	1%
	Q7	0 / 1	0%	1%
	Q6	0.3 / 1	0.3%	1%
	Q5	0.68 / 1	0.68%	1%
	Q4	0 / 1	0%	1%
	Q3	0.98 / 1	0.98%	1%
	Q2	0 / 1	0%	1%
	Q1	0.32 / 1	0.32%	1%



A005 Small City Arterial Program

This program provides funding through a competitive process to preserve and improve the arterial roadway system in cities and towns with a population less than 5,000. Project selection criteria include safety, pavement condition, and local support. (Fund 112 Urban Arterial Trust Account-State)

Program 01C - TIB Capital

Account	FY 2020	FY 2021	Biennial Total
08M Small City Pavement and Sidewalk Account			
08M-1 State	\$2,290,000	\$2,289,000	\$4,579,000
144 Transportation Improvement Account			
144-1 State	\$12,626,000	\$12,626,000	\$25,252,000

Appropriation Period: 2019-21 Activity Version: 36 - Working Analyst Supp. Version 6 Sort By: Activity

Statewide Result Area: Prosperous Economy
Statewide Strategy: Preserve and maintain state, regional and local transportation systems

Expected Results

Improve poor roadway conditions in cities with a population less than 5,000.

A007 Small City Preservation Program

This program provides funding for chip seal and overlay of existing pavement and associated sidewalk maintenance in incorporated cities with populations less than 5,000. Project selection criteria include pavement condition, roadway width, roadway loading, and sidewalk maintenance. (Fund 08M Small City Pavement and Sidewalk Account–State and 106 Highway Safety Account–State)

Program 01C - TIB Capital

Account	FY 2020	FY 2021	Biennial Total
144 Transportation Improvement Account			
144-1 State	\$2,250,000	\$2,250,000	\$4,500,000

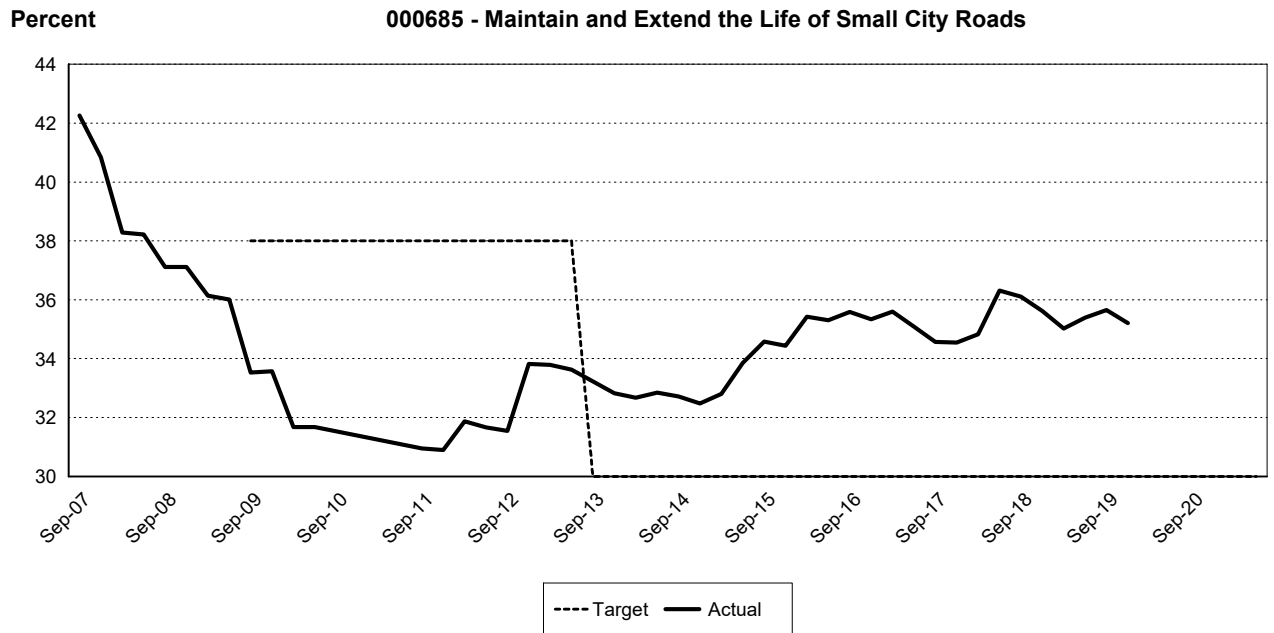
Statewide Result Area: Prosperous Economy
Statewide Strategy: Preserve and maintain state, regional and local transportation systems

Expected Results

Improve safety and poor pavement conditions in cities with a population less than 5,000.

Appropriation Period: 2019-21 Activity Version: 36 - Working Analyst Supp. Version 6 Sort By: Activity

000685 Target is to decrease to 30% the number of lane miles in need of maintenance. This is linked to the Small City Pavement Preservation Program, Activity A007.			
Biennium	Period	Actual	Target
2019-21	Q8		30%
	Q7		30%
	Q6		30%
	Q5		30%
	Q4		30%
	Q3		30%
	Q2	35.21%	30%
	Q1	35.65%	30%
2017-19	Q8	35.39%	30%
	Q7	35.02%	30%
	Q6	35.62%	30%
	Q5	36.11%	30%
	Q4	36.31%	30%
	Q3	34.83%	30%
	Q2	34.55%	30%
	Q1	34.57%	30%
2015-17	Q8	35.09%	30%
	Q7	35.6%	30%
	Q6	35.34%	30%
	Q5	35.59%	30%
	Q4	35.3%	30%
	Q3	35.42%	30%
	Q2	34.44%	30%
	Q1	34.58%	30%



A008 Arterial Preservation Program

This program provides funding for cities with low assessed valuation to help repair and maintain the arterial road system. Project selection criteria include pavement condition, route classification, existing sidewalk, and frequency of prior funding for this program. (Fund 144 Transportation Improvement Account–State and 106 Highway Safety Account–State)

Program 01C - TIB Capital

Account	FY 2020	FY 2021	Biennial Total
144 Transportation Improvement Account			
144-1 State	\$9,917,000	\$9,917,000	\$19,834,000

Statewide Result Area: Prosperous Economy
Statewide Strategy: Preserve and maintain state, regional and local transportation systems

Expected Results

Improve poor roadway conditions in low tax-base cities with a population greater than 5,000.

A009 City Hardship Assistance Program

This program provides funding to projects to help offset extraordinary costs associated with the transfer of state highways to small cities. An eligible agency is a city or town that has a population less than 20,000 and has received jurisdictional responsibility for a former state route. Current eligible routes are listed in WAC 479-10-220. (Fund 08M Small City Pavement and Sidewalk Account–State)

Program 01C - TIB Capital

Account	FY 2020	FY 2021	Biennial Total
08M Small City Pavement and Sidewalk Account			
08M-1 State	\$655,000	\$656,000	\$1,311,000

Statewide Result Area: Prosperous Economy
Statewide Strategy: Preserve and maintain state, regional and local transportation systems

Expected Results

Maintain former state highways on eligible routes.

A010 LED Streetlight Program

This program provides funding for streetlight replacement in low tax-base cities. Project selection criteria include leveraging other funds, potential savings, and owner/operating provider readiness (PUD, electric utility, city, etc.) (Fund 106 Highway Safety Account–State)

Program 01C - TIB Capital

Account	FY 2020	FY 2021	Biennial Total
144 Transportation Improvement Account			
144-1 State	\$4,658,000	\$4,658,000	\$9,316,000

Statewide Result Area: Healthy and Safe Communities
Statewide Strategy: Manage mobility system demand and maximize operations

Expected Results

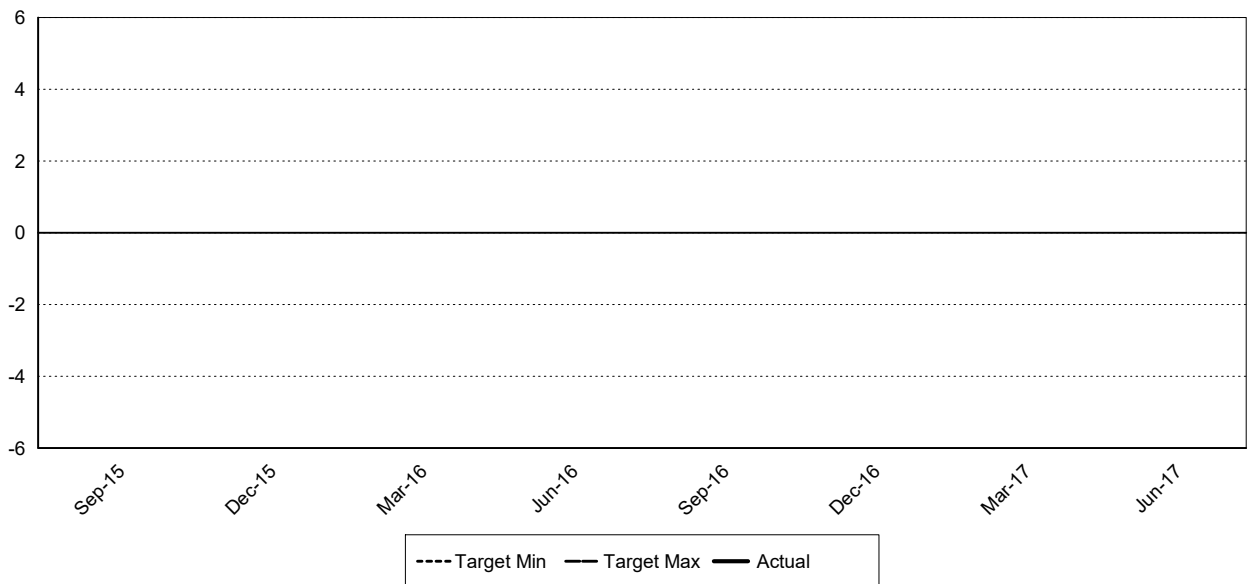
Create savings by reducing electrical usage.

Appropriation Period: 2019-21 Activity Version: 36 - Working Analyst Supp. Version 6 Sort By: Activity

002588 Target for year to date is to measure the replacement of street lighting to low energy fixtures,				
Biennium	Period	Actual	Target Min	Target Max
2015-17	Q8			
	Q7			
	Q6			
	Q5			
	Q4			
	Q3			
	Q2			
	Q1			

Number

002588 - Number of streetlight fixtures replaced per year to date



Grand Total

	FY 2020	FY 2021	Biennial Total
FTE's	15.9	15.9	15.9
GFS	\$0	\$0	\$0
Other	\$126,777,000	\$126,819,000	\$253,596,000
Total	\$126,777,000	\$126,819,000	\$253,596,000