

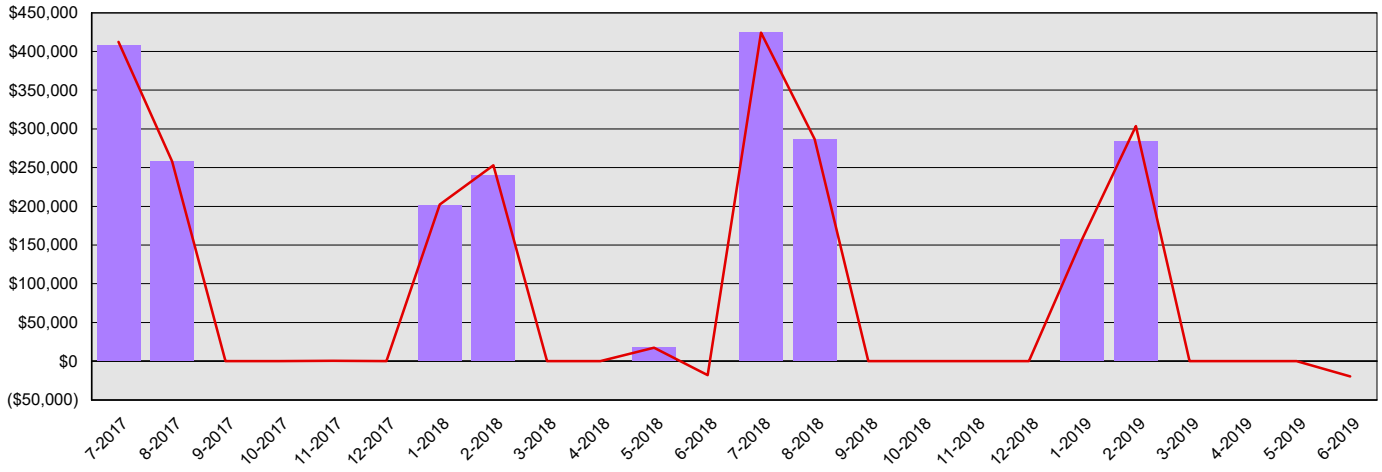
Bond Retirement and Interest

Summary Financial Report for 2017-19 Biennium to Date

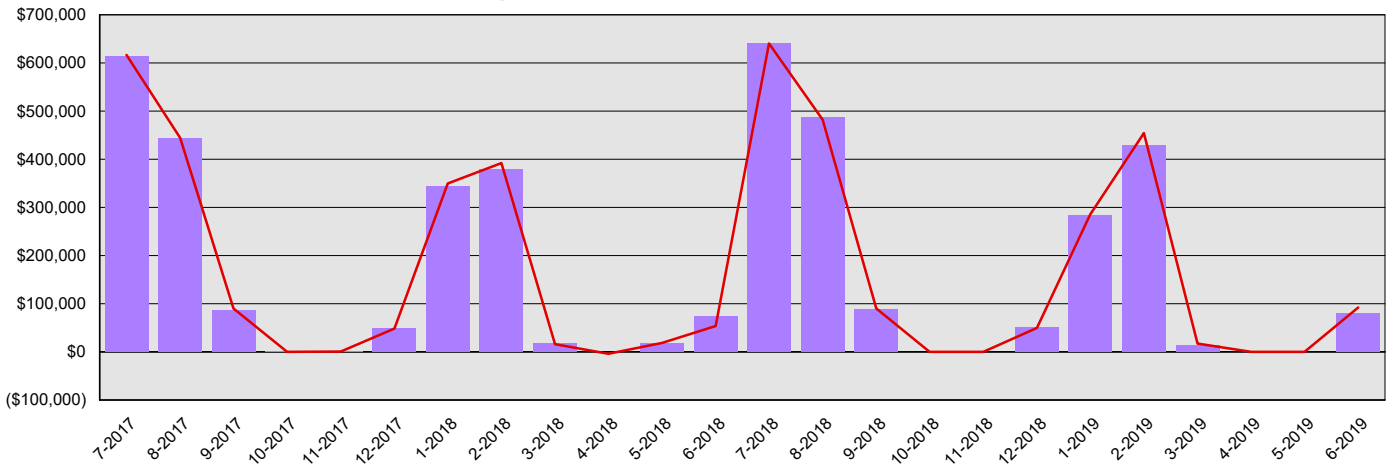
Dollars in Thousands

All Funds Variance to Date	\$42,478 Underexpenditure	1.0% Underexpenditure
----------------------------	---------------------------	-----------------------

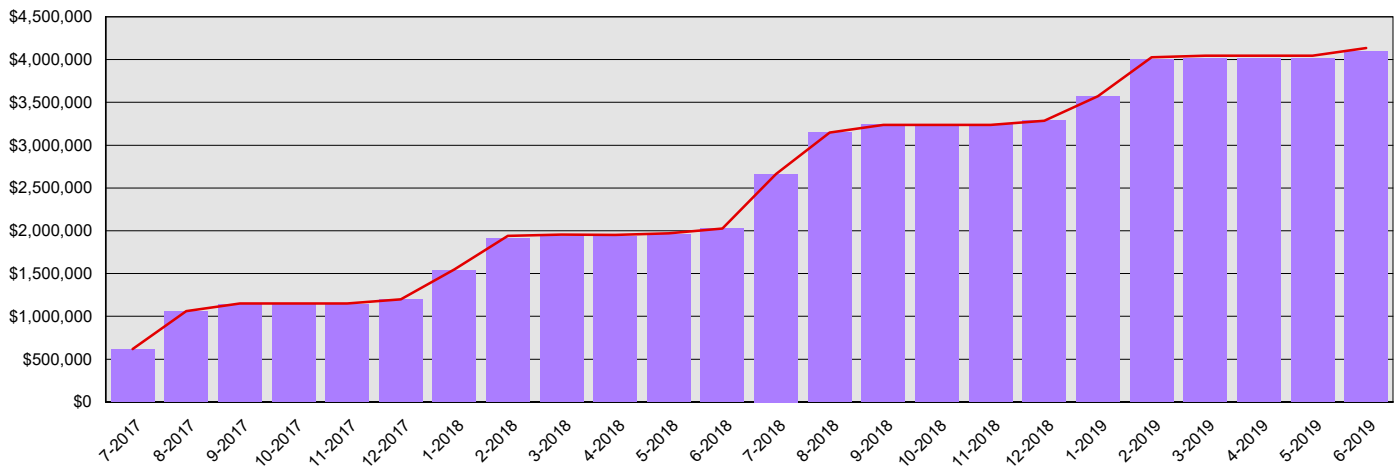
Monthly Planned vs. Actual Expenditures - GFS



Monthly Planned vs. Actual Expenditures - All Funds



Planned vs. Actual Cumulative Expenditures - All Funds



Actuals (Vertical Bars)



Estimates (line)



Bond Retirement and Interest
Summary Financial Report for 2017-19 Biennium to Date

Dollars in Thousands

Program/Fund Expenditure Detail

Expenditures by Program	Estimate¹	Actual	Variance	% Var.
Debt Subject to the Debt Limit	\$2,270,795	\$2,270,180	\$615	0.0%
Reimbursable Debt	\$194,686	\$194,674	\$12	0.0%
Motor Vehicle Fuel Tax Debt	\$1,438,356	\$1,401,031	\$37,325	2.6%
Other Revenue Bonds	\$225,273	\$225,272	\$1	0.0%
Bond Sale Expenses	\$5,916	\$1,391	\$4,525	76.5%
Total	\$4,135,026	\$4,092,548	\$42,478	1.0%

Expenditure by Fund Group	Estimate¹	Actual	Variance	% Var.
General Fund State	\$2,279,773	\$2,277,351	\$2,422	0.1%
Other Funds Federal	\$199,901	\$199,901	\$0	0.0%
Other Funds State	\$1,655,352	\$1,615,297	\$40,055	2.4%
Total	\$4,135,026	\$4,092,549	\$42,477	1.0%

1 Estimates include the OFM Official Allotment plus Unanticipated Receipts

2 Only includes Accounts for the Administering Agency

Negative Variance - Denotes Possible Problem

Bond Retirement and Interest Summary Financial Report for 2017-19 Biennium to Date

Dollars in Thousands

Revenue Detail

Fund	Estimate ¹	Actual	Variance	% Var.
General Fund	(\$568)	(\$556)	\$12	-2.1%
Capitol Building Construction Account	(\$10,118)	(\$10,118)	\$0	0.0%
State Vehicle Parking Account	(\$1,878)	(\$1,878)	\$0	0.0%
State Building Construction Account	\$1,842,912	\$1,763,251	(\$79,661)	-4.3%
Washington State University Building Account	(\$4,572)	(\$4,572)	\$0	0.0%
Outdoor Recreation Account	\$15,387	\$21,549	\$6,162	40.0%
Puget Sound Capital Construction Account	(\$28,212)	(\$28,212)	\$0	0.0%
Farm and Forest Account	\$3,821	\$1,881	(\$1,940)	-50.8%
Riparian Protection Account	\$1,315	\$1,121	(\$194)	-14.8%
Transportation Partnership Account	(\$64,142)	(\$26,009)	\$38,133	-59.5%
Motor Vehicle Account	(\$195,939)	(\$118,592)	\$77,347	-39.5%
Columbia River Basin Water Supply Development Account	\$10,308	\$4,253	(\$6,055)	-58.7%
Common School Construction Account	(\$13,397)	(\$12,932)	\$465	-3.5%
Transportation Improvement Account	(\$13,525)	(\$13,524)	\$1	0.0%
State Route Number 520 Corridor Account	(\$111,910)	(\$111,910)	\$0	0.0%
Columbia River Basin Tax Bond Water Supply Dev Acct	\$0	\$0	\$0	0.0%
Connecting Washington Account	\$0	\$0	\$0	0.0%
Special Category C Account	(\$47,093)	(\$47,093)	\$0	0.0%
Multimodal Transportation Account	(\$26,391)	(\$25,963)	\$428	-1.6%
Early Learning Facilities Revolving Account	\$752	\$752	\$0	0.0%
Early Learning Facilities Development Account	\$2,717	\$2,731	\$14	0.5%
Habitat Conservation Account	\$14,990	\$20,922	\$5,932	39.6%
UW Operating Fees Account	(\$37,477)	(\$37,477)	\$0	0.0%
WSU Operating Fees Account	(\$2,756)	(\$2,756)	\$0	0.0%
CWU Operating Fees Account	(\$877)	(\$877)	\$0	0.0%
Highway Bond Retirement Account	\$1,237,030	\$1,237,943	(\$22,087)	-1.8%
Ferry Bond Retirement Account	\$28,212	\$28,212	\$0	0.0%
Trans Improvement Board Bond Retirement Account	\$13,525	\$13,524	(\$1)	0.0%
State Taxable Building Construction Account	\$181,703	\$181,553	(\$150)	-0.1%
School Construction and Skill Centers Building Account	\$3,147	\$3,361	\$214	6.8%
Watershed Restoration and Enhancement Bond Account	\$2,475	\$2,499	\$24	1.0%
Debt-limit General Fund Bond Retirement Account	\$0	\$0	\$0	0.0%
Debt-Limit Reimbursable Bond Retire Account	\$568	\$568	\$0	0.0%
Nondebt-Limit Reimbursable Bond Retirement Account	\$210,417	\$209,523	(\$894)	-0.4%
Toll Facility Bond Retirement Account	\$111,910	\$111,910	\$0	0.0%
Tacoma Narrows Toll Bridge Account	(\$72,802)	(\$142,631)	(\$69,829)	95.9%
Transportation 2003 Account (Nickel Account)	(\$317,805)	(\$308,620)	\$9,185	-2.9%
Stadium and Exhibition Center Account	(\$112,950)	(\$112,950)	\$0	0.0%
Total	\$2,641,777	\$2,598,883	(\$42,894)	-1.6%

¹ Estimates include the OFM Official Allotment plus Unanticipated Receipts

² Only includes Accounts for the Administering Agency

Negative Variance - Denotes Possible Problem

Bond Retirement and Interest
Summary Financial Report for 2017-19 Biennium to Date

Dollars in Thousands

Fund Group	Revenue by Fund Group		Variance	% Var.
	Estimate ¹	Actual		
General Fund State	(\$568)	(\$556)	\$12	-2.1%
Other Funds State	\$2,642,344	\$2,599,439	(\$42,905)	-1.6%
Total	\$2,641,776	\$2,598,883	(\$42,893)	-1.6%

1 Estimates include the OFM Official Allotment plus Unanticipated Receipts

2 Only includes Accounts for the Administering Agency

Negative Variance - Denotes Possible Problem