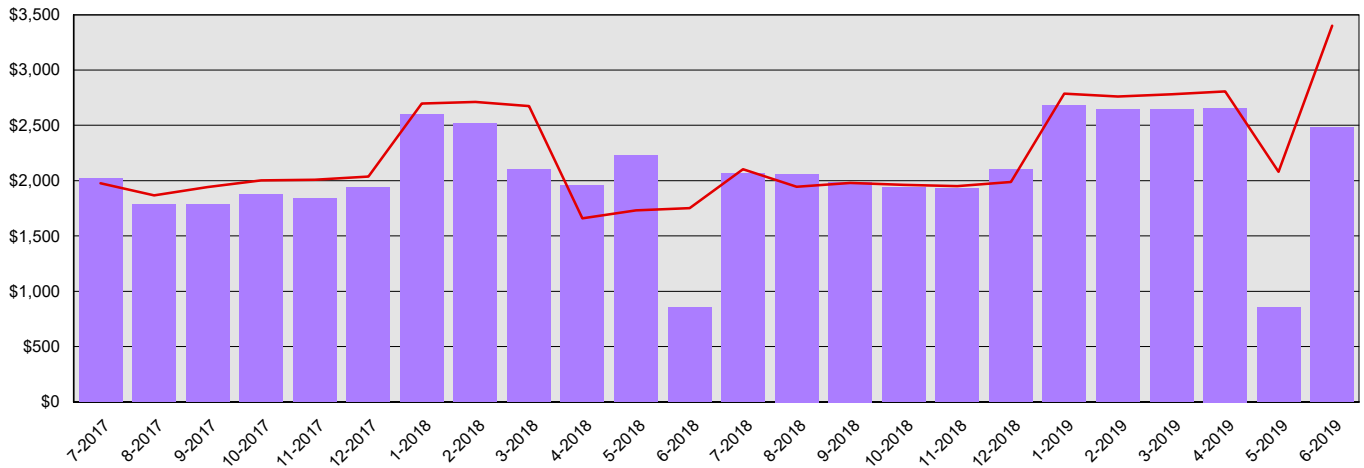


# Senate Summary Financial Report for 2017-19 Biennium to Date

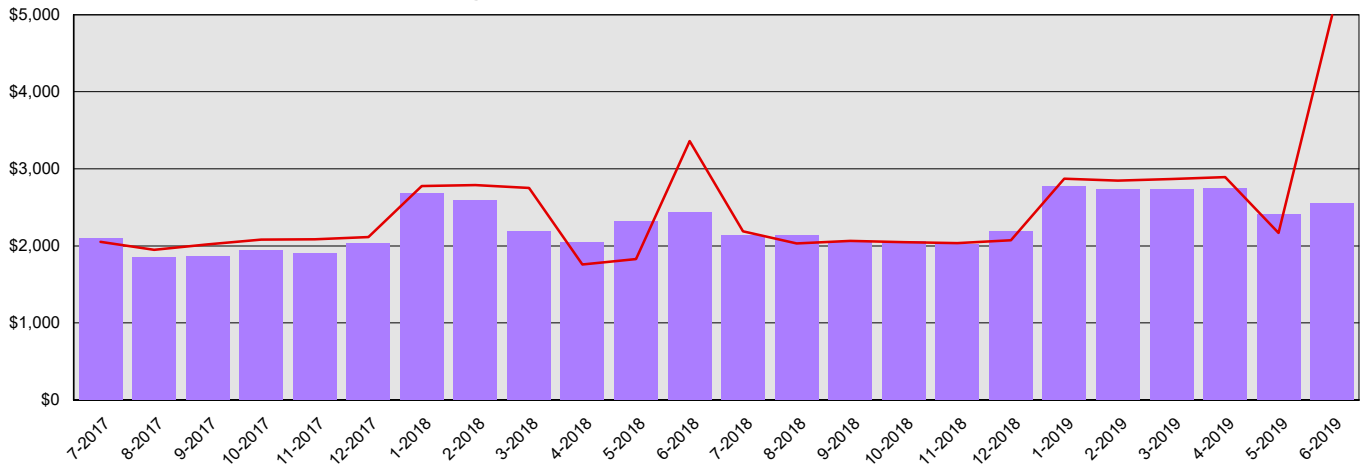
Dollars in Thousands

All Funds Variance to Date	\$4,186 Underexpenditure	7.1% Underexpenditure
----------------------------	--------------------------	-----------------------

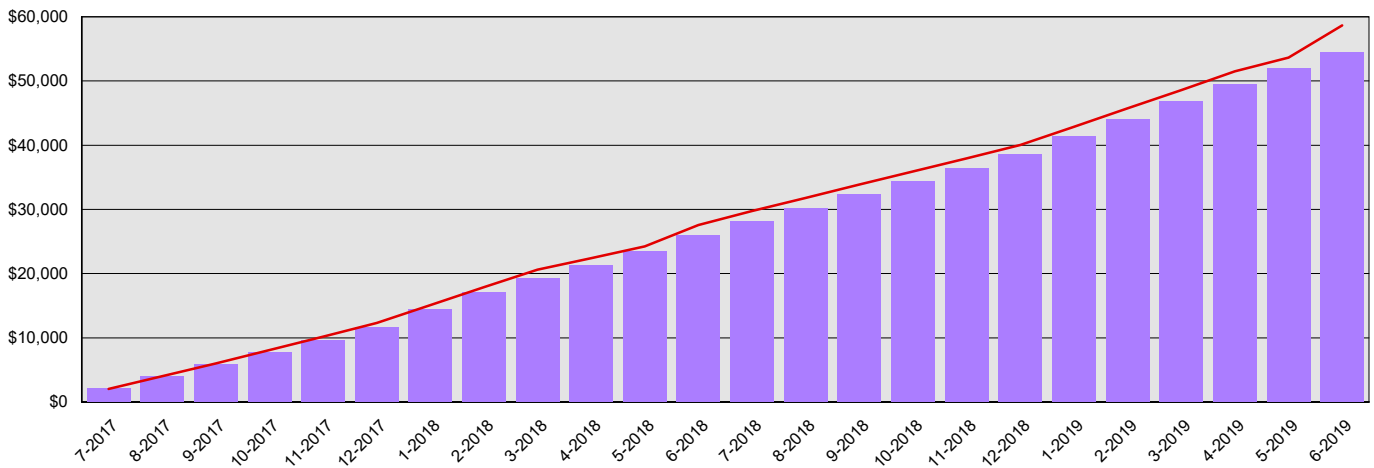
**Monthly Planned vs. Actual Expenditures - GFS**



**Monthly Planned vs. Actual Expenditures - All Funds**



**Planned vs. Actual Cumulative Expenditures - All Funds**



Actuals (Vertical Bars)



Estimates (line)



7/30/2019

**Senate**  
**Summary Financial Report for 2017-19 Biennium to Date**

Dollars in Thousands

**Program/Fund Expenditure Detail**

<b>Expenditures by Program</b>	<b>Estimate<sup>1</sup></b>	<b>Actual</b>	<b>Variance</b>	<b>% Var.</b>
Administration	\$58,646	\$54,460	\$4,186	7.1%
<b>Total</b>	<b>\$58,646</b>	<b>\$54,460</b>	<b>\$4,186</b>	<b>7.1%</b>
<b>Expenditure by Fund Group</b>	<b>Estimate<sup>1</sup></b>	<b>Actual</b>	<b>Variance</b>	<b>% Var.</b>
General Fund State	\$53,604	\$49,551	\$4,053	7.6%
Other Funds Non-Appropriated	\$74	\$60	\$14	18.9%
Other Funds State	\$4,968	\$4,849	\$119	2.4%
<b>Total</b>	<b>\$58,646</b>	<b>\$54,460</b>	<b>\$4,186</b>	<b>7.1%</b>
<b>FTEs by Program</b>	<b>Estimate<sup>1</sup></b>	<b>Actual</b>	<b>Variance</b>	<b>% Var.</b>
Administration	256.0	266.7	(10.7)	-4.2%
<b>Total</b>	<b>256.0</b>	<b>266.7</b>	<b>(10.7)</b>	<b>-4.2%</b>

1 Estimates include the OFM Official Allotment plus Unanticipated Receipts

2 Only includes Accounts for the Administering Agency

Negative Variance - Denotes Possible Problem

**Senate**  
**Summary Financial Report for 2017-19 Biennium to Date**

Dollars in Thousands

<b>Fund</b>	<b>Revenue Detail</b>			
	<b>Estimate<sup>1</sup></b>	<b>Actual</b>	<b>Variance</b>	<b>% Var.</b>
General Fund	\$0	\$2	\$2	0.0%
Gina Grant Bull Memorial Legislative Page Scholarship Account	\$0	\$1	\$1	0.0%
<b>Total</b>	<b>\$0</b>	<b>\$3</b>	<b>\$3</b>	<b>0.0%</b>

<b>Fund Group</b>	<b>Revenue by Fund Group</b>			
	<b>Estimate<sup>1</sup></b>	<b>Actual</b>	<b>Variance</b>	<b>% Var.</b>
General Fund State	\$0	\$2	\$2	0.0%
Other Funds Private/Local	\$0	\$1	\$1	0.0%
<b>Total</b>	<b>\$0</b>	<b>\$3</b>	<b>\$3</b>	<b>0.0%</b>

1 Estimates include the OFM Official Allotment plus Unanticipated Receipts

2 Only includes Accounts for the Administering Agency

Negative Variance - Denotes Possible Problem