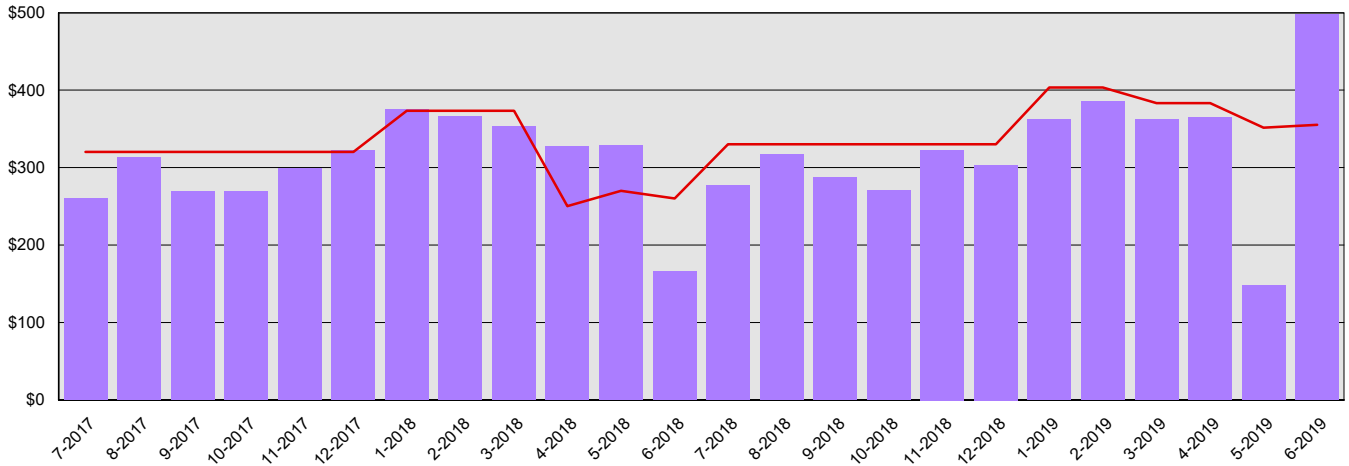


# Office of Legislative Support Services Summary Financial Report for 2017-19 Biennium to Date

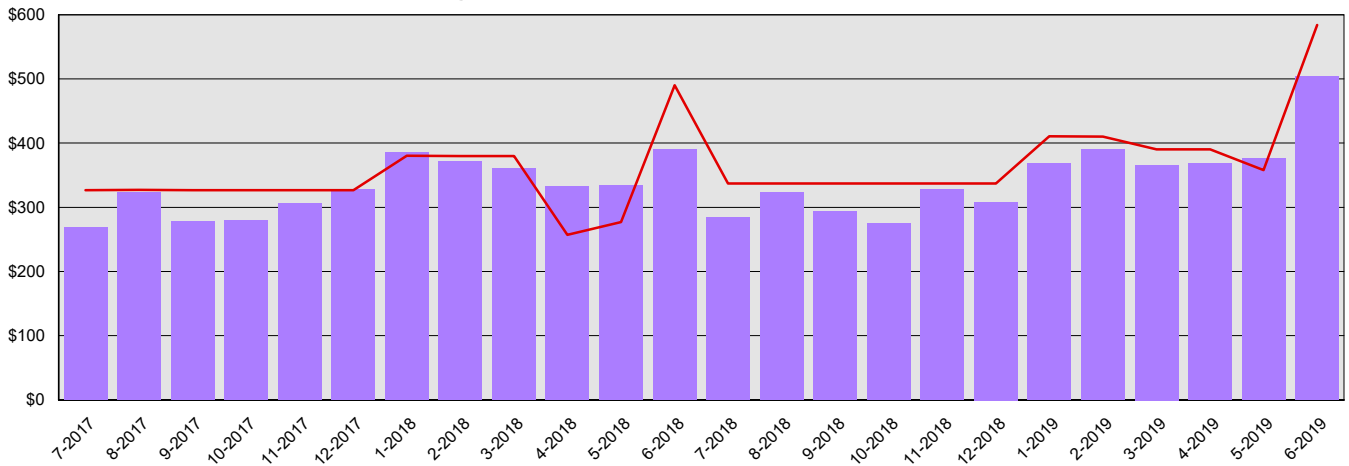
Dollars in Thousands

All Funds Variance to Date	\$548 Underexpenditure	6.3% Underexpenditure
----------------------------	------------------------	-----------------------

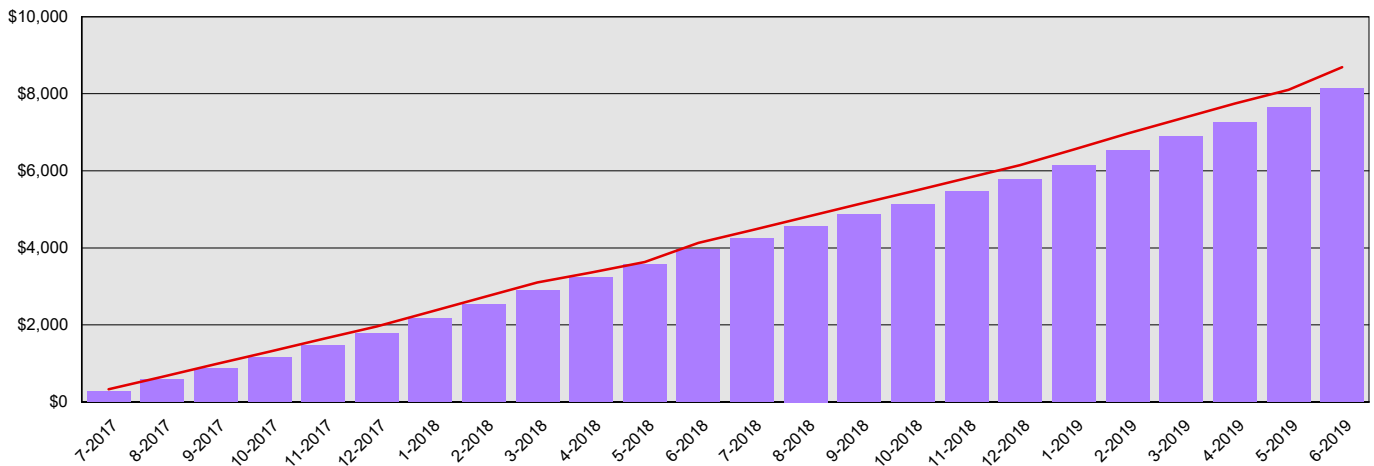
**Monthly Planned vs. Actual Expenditures - GFS**



**Monthly Planned vs. Actual Expenditures - All Funds**



**Planned vs. Actual Cumulative Expenditures - All Funds**



Actuals (Vertical Bars)



Estimates (line)



7/30/2019

Office of Legislative Support Services  
**Summary Financial Report for 2017-19 Biennium to Date**

Dollars in Thousands

**Program/Fund Expenditure Detail**

<b>Expenditures by Program</b>	<b>Estimate<sup>1</sup></b>	<b>Actual</b>	<b>Variance</b>	<b>% Var.</b>
Administration	\$8,691	\$8,143	\$548	6.3%
<b>Total</b>	<b>\$8,691</b>	<b>\$8,143</b>	<b>\$548</b>	<b>6.3%</b>
<b>Expenditure by Fund Group</b>	<b>Estimate<sup>1</sup></b>	<b>Actual</b>	<b>Variance</b>	<b>% Var.</b>
General Fund State	\$8,084	\$7,545	\$539	6.7%
Other Funds Non-Appropriated	\$169	\$159	\$10	5.9%
Other Funds State	\$438	\$438	\$0	0.0%
<b>Total</b>	<b>\$8,691</b>	<b>\$8,142</b>	<b>\$549</b>	<b>6.3%</b>
<b>FTEs by Program</b>	<b>Estimate<sup>1</sup></b>	<b>Actual</b>	<b>Variance</b>	<b>% Var.</b>
Administration	45.7	37.0	8.7	19.0%
<b>Total</b>	<b>45.7</b>	<b>37.0</b>	<b>8.7</b>	<b>19.0%</b>

1 Estimates include the OFM Official Allotment plus Unanticipated Receipts

2 Only includes Accounts for the Administering Agency

Negative Variance - Denotes Possible Problem

Office of Legislative Support Services  
**Summary Financial Report for 2017-19 Biennium to Date**

Dollars in Thousands

Fund	Revenue Detail			
	Estimate <sup>1</sup>	Actual	Variance	% Var.
General Fund	\$0	\$1	\$1	0.0%
Washington State Legacy Project, State Library, and Archives Account	\$0	\$2	\$2	0.0%
Community Preservation and Development Authority Account	\$0	\$0	\$0	0.0%
Legislative Oral History Account	\$0	\$2	\$2	0.0%
Legislative Gift Center Account	\$124	\$429	\$305	246.0%
Capitol Furnishings Preservation Committee Account	\$0	\$10	\$10	0.0%
<b>Total</b>	<b>\$124</b>	<b>\$444</b>	<b>\$320</b>	<b>258.1%</b>

Fund Group	Revenue by Fund Group			
	Estimate <sup>1</sup>	Actual	Variance	% Var.
General Fund State	\$0	\$1	\$1	0.0%
Other Funds State	\$124	\$444	\$320	258.1%
<b>Total</b>	<b>\$124</b>	<b>\$445</b>	<b>\$321</b>	<b>258.9%</b>

1 Estimates include the OFM Official Allotment plus Unanticipated Receipts

2 Only includes Accounts for the Administering Agency

Negative Variance - Denotes Possible Problem