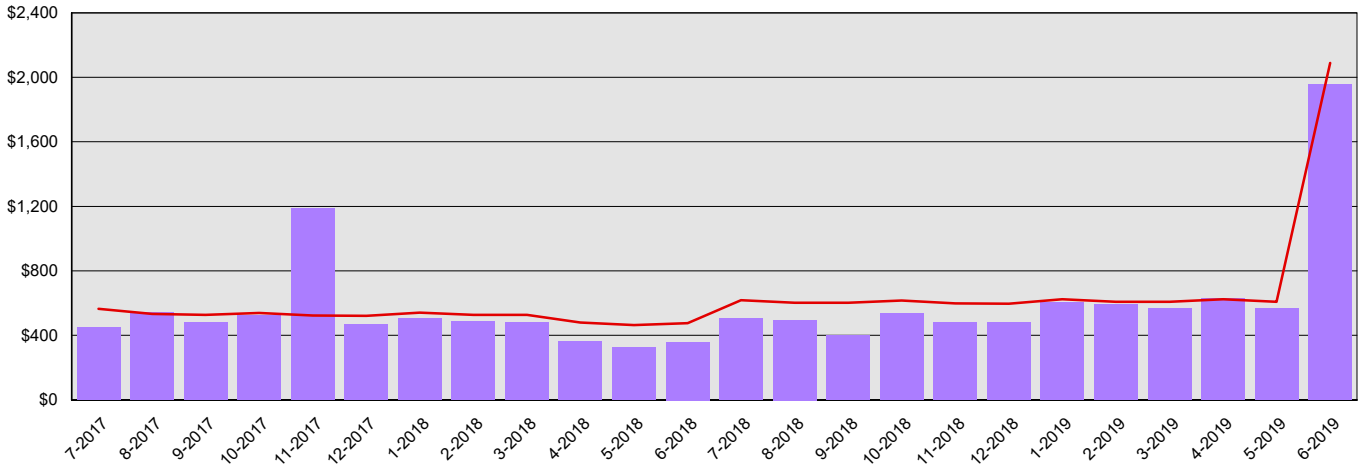


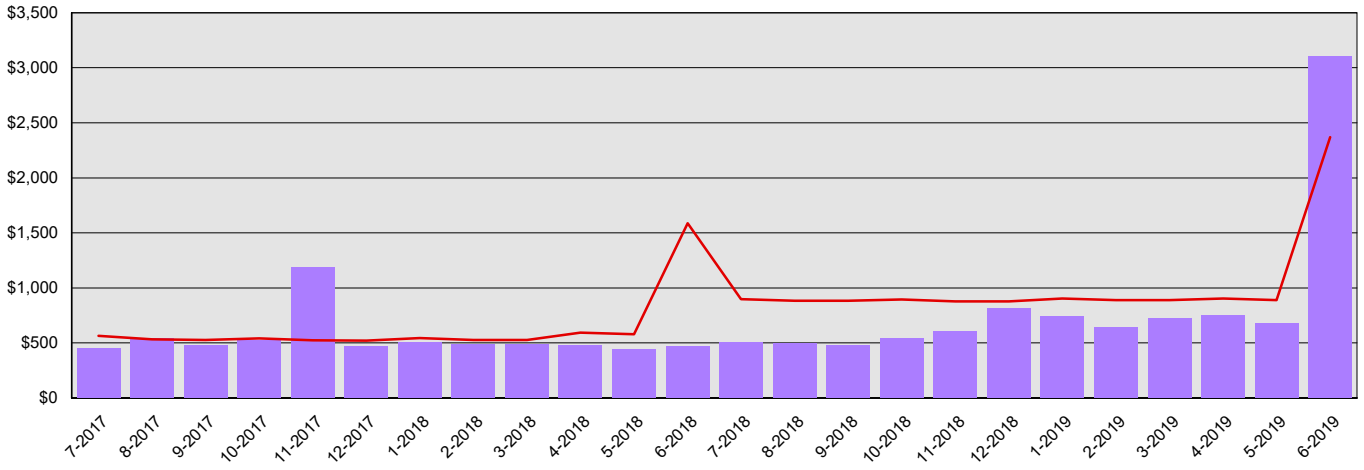
Office of the Governor  
**Summary Financial Report for 2017-19 Biennium to Date**  
 Dollars in Thousands

<b>All Funds Variance to Date</b>	<b>\$3,148 Underexpenditure</b>	<b>16.0% Underexpenditure</b>
-----------------------------------	---------------------------------	-------------------------------

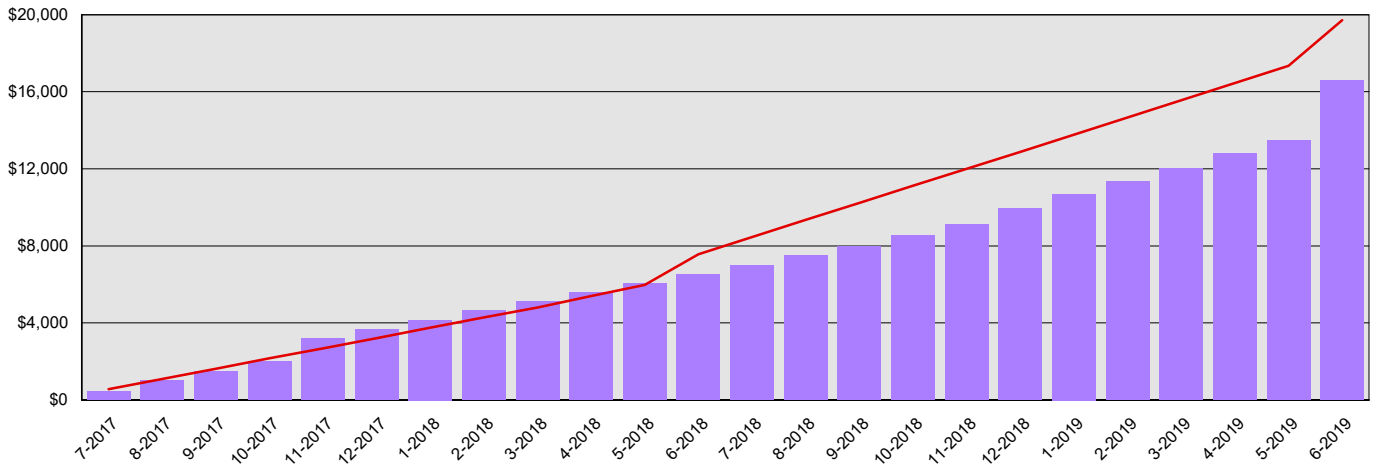
**Monthly Planned vs. Actual Expenditures - GFS**



**Monthly Planned vs. Actual Expenditures - All Funds**



**Planned vs. Actual Cumulative Expenditures - All Funds**



Actuals (Vertical Bars)



Estimates (line)



Office of the Governor  
**Summary Financial Report for 2017-19 Biennium to Date**

Dollars in Thousands

**Program/Fund Expenditure Detail**

<b>Expenditures by Program</b>	<b>Estimate<sup>1</sup></b>	<b>Actual</b>	<b>Variance</b>	<b>% Var.</b>
Executive Operations	\$14,783	\$12,677	\$2,106	14.2%
Mansion Maintenance	\$445	\$386	\$59	13.3%
Office of Family and Children Ombudsman	\$1,775	\$1,417	\$358	20.2%
Education Ombudsman	\$1,498	\$1,515	(\$17)	-1.1%
	\$1,216	\$574	\$642	52.8%
<b>Total</b>	<b>\$19,717</b>	<b>\$16,569</b>	<b>\$3,148</b>	<b>16.0%</b>

<b>Expenditure by Fund Group</b>	<b>Estimate<sup>1</sup></b>	<b>Actual</b>	<b>Variance</b>	<b>% Var.</b>
General Fund State	\$15,020	\$13,975	\$1,045	7.0%
Other Funds Non-Appropriated	\$20	\$0	\$20	100.0%
Other Funds State	\$4,676	\$2,593	\$2,083	44.5%
<b>Total</b>	<b>\$19,716</b>	<b>\$16,568</b>	<b>\$3,148</b>	<b>16.0%</b>

<b>FTEs by Program</b>	<b>Estimate<sup>1</sup></b>	<b>Actual</b>	<b>Variance</b>	<b>% Var.</b>
Executive Operations	30.0	31.9	(1.9)	-6.3%
Mansion Maintenance	2.0	1.8	0.2	10.0%
Office of Family and Children Ombudsman	6.9	5.9	1.0	14.5%
Education Ombudsman	6.9	6.7	0.2	2.9%
	4.2	2.3	1.9	45.2%
<b>Total</b>	<b>49.9</b>	<b>48.7</b>	<b>1.4</b>	<b>2.8%</b>

1 Estimates include the OFM Official Allotment plus Unanticipated Receipts

2 Only includes Accounts for the Administering Agency

Negative Variance - Denotes Possible Problem

Office of the Governor  
**Summary Financial Report for 2017-19 Biennium to Date**

Dollars in Thousands

		<b>Revenue Detail</b>			
Fund		Estimate <sup>1</sup>	Actual	Variance	% Var.
General Fund		\$0	\$4	\$4	0.0%
	<b>Total</b>	<b>\$0</b>	<b>\$4</b>	<b>\$4</b>	<b>0.0%</b>
		<b>Revenue by Fund Group</b>			
Fund Group		Estimate <sup>1</sup>	Actual	Variance	% Var.
General Fund State		\$0	\$4	\$4	0.0%
	<b>Total</b>	<b>\$0</b>	<b>\$4</b>	<b>\$4</b>	<b>0.0%</b>

1 Estimates include the OFM Official Allotment plus Unanticipated Receipts

2 Only includes Accounts for the Administering Agency

Negative Variance - Denotes Possible Problem