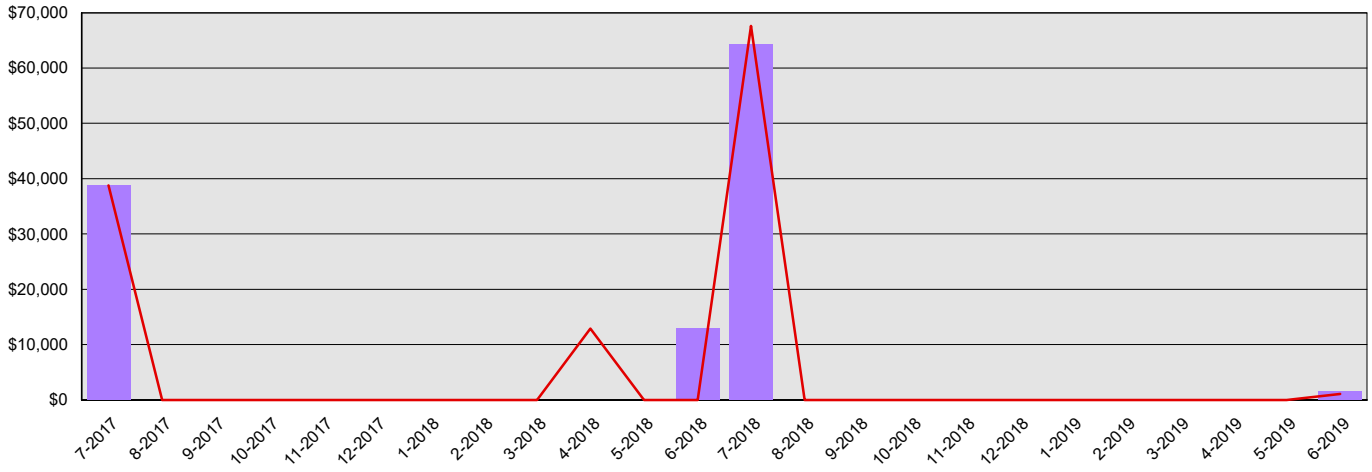


Special Appropriations to the Governor Summary Financial Report for 2017-19 Biennium to Date

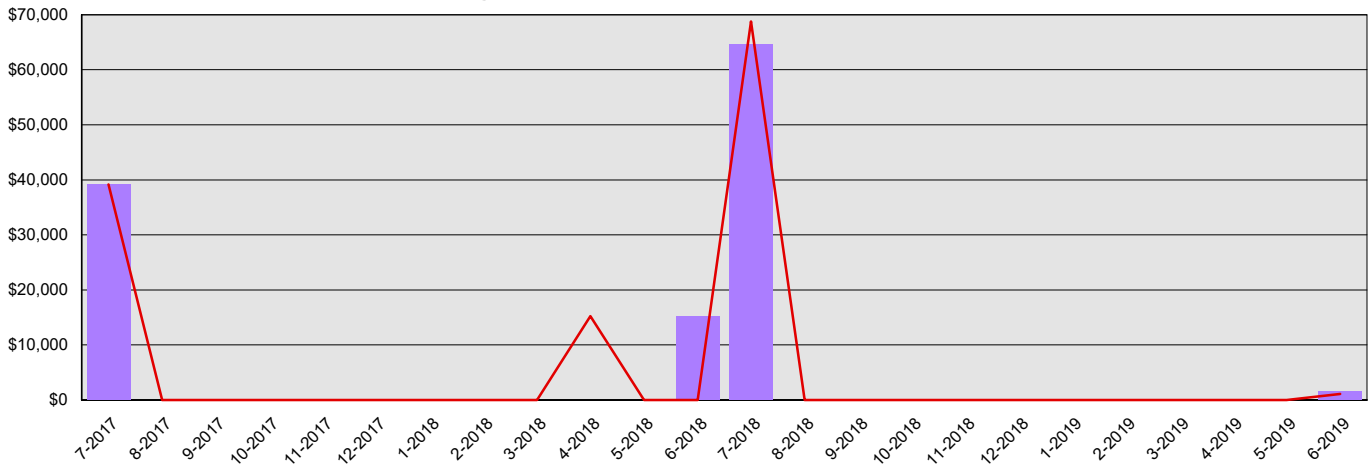
Dollars in Thousands

All Funds Variance to Date	\$3,716 Underexpenditure	3.0% Underexpenditure
----------------------------	--------------------------	-----------------------

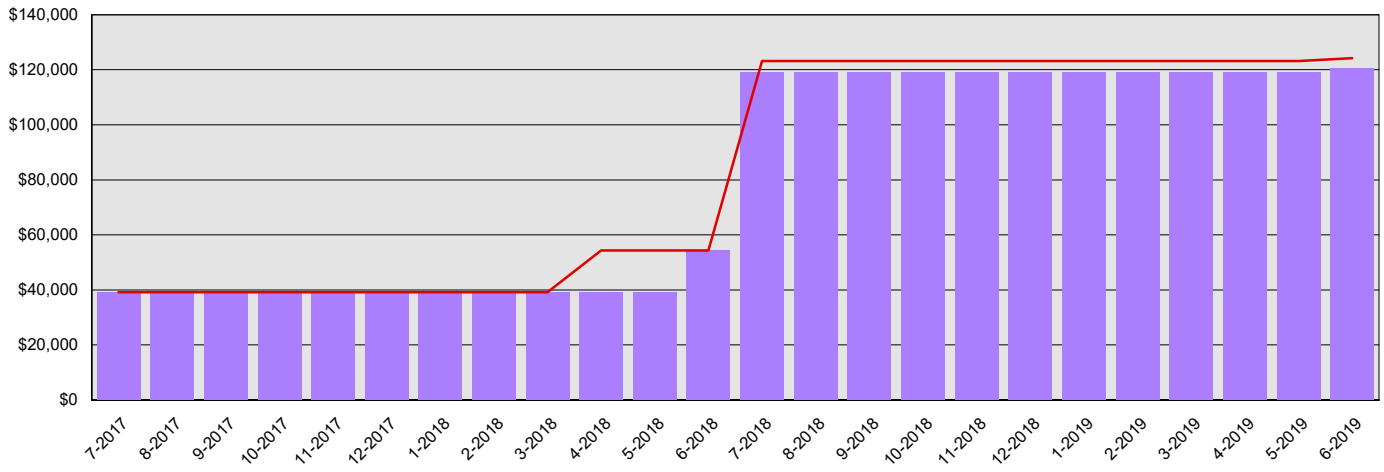
Monthly Planned vs. Actual Expenditures - GFS



Monthly Planned vs. Actual Expenditures - All Funds



Planned vs. Actual Cumulative Expenditures - All Funds



Actuals (Vertical Bars)



Estimates (line)



Special Appropriations to the Governor
Summary Financial Report for 2017-19 Biennium to Date

Dollars in Thousands

Program/Fund Expenditure Detail					
Expenditures by Program		Estimate¹	Actual	Variance	% Var.
Special Appropriations to the Governor		\$124,223	\$120,507	\$3,716	3.0%
	Total	\$124,223	\$120,507	\$3,716	3.0%
Expenditure by Fund Group					
		Estimate¹	Actual	Variance	% Var.
General Fund Federal		\$816	\$0	\$816	100.0%
General Fund State		\$120,403	\$117,503	\$2,900	2.4%
Other Funds State		\$3,004	\$3,004	\$0	0.0%
	Total	\$124,223	\$120,507	\$3,716	3.0%

1 Estimates include the OFM Official Allotment plus Unanticipated Receipts

2 Only includes Accounts for the Administering Agency

Negative Variance - Denotes Possible Problem

Special Appropriations to the Governor
Summary Financial Report for 2017-19 Biennium to Date

Dollars in Thousands

Fund	Revenue Detail			
	Estimate ¹	Actual	Variance	% Var.
General Fund	\$1,063	\$0	(\$1,063)	-100.0%
Health Professions Account	\$3,004	\$3,004	\$0	0.0%
County Criminal Justice Assistance Account	\$454	\$454	\$0	0.0%
Municipal Criminal Justice Assistance Account	\$266	\$1,329	\$1,063	399.6%
Nat Res Real Property Replacement	\$600	\$600	\$0	0.0%
Common School Construction Account	\$1,200	\$1,200	\$0	0.0%
Outdoor Education and Recreation Program Account	\$1,500	\$1,500	\$0	0.0%
Cleanup Settlement Account	\$10,002	\$10,002	\$0	0.0%
Judicial Stabilization Trust Account	\$1,600	\$1,600	\$0	0.0%
Home Visiting Services Account	\$3,734	\$3,734	\$0	0.0%
Universal Communications Services Acct	\$10,000	\$10,000	\$0	0.0%
Suicide-safer Homes Project Account	\$50	\$50	\$0	0.0%
State Agency Office Relocation Pool Account	\$9,712	\$9,712	\$0	0.0%
Education Technology Revolving Account	\$16,000	\$0	(\$16,000)	-100.0%
Enterprise Services Account	\$6,701	\$6,701	\$0	0.0%
Information Technology Investment Revolving Account	\$15,042	\$14,226	(\$816)	-5.4%
School Employees' Insurance Admin Acct	\$28,730	\$28,730	\$0	0.0%
Judicial Information Systems Account	\$2,665	\$2,665	\$0	0.0%
Total	\$112,323	\$95,507	(\$16,816)	-15.0%

Fund Group	Revenue by Fund Group			
	Estimate ¹	Actual	Variance	% Var.
General Fund State	\$1,063	\$0	(\$1,063)	-100.0%
Other Funds Federal	\$816	\$0	(\$816)	-100.0%
Other Funds State	\$110,444	\$95,507	(\$14,937)	-13.5%
Total	\$112,323	\$95,507	(\$16,816)	-15.0%

1 Estimates include the OFM Official Allotment plus Unanticipated Receipts

2 Only includes Accounts for the Administering Agency

Negative Variance - Denotes Possible Problem