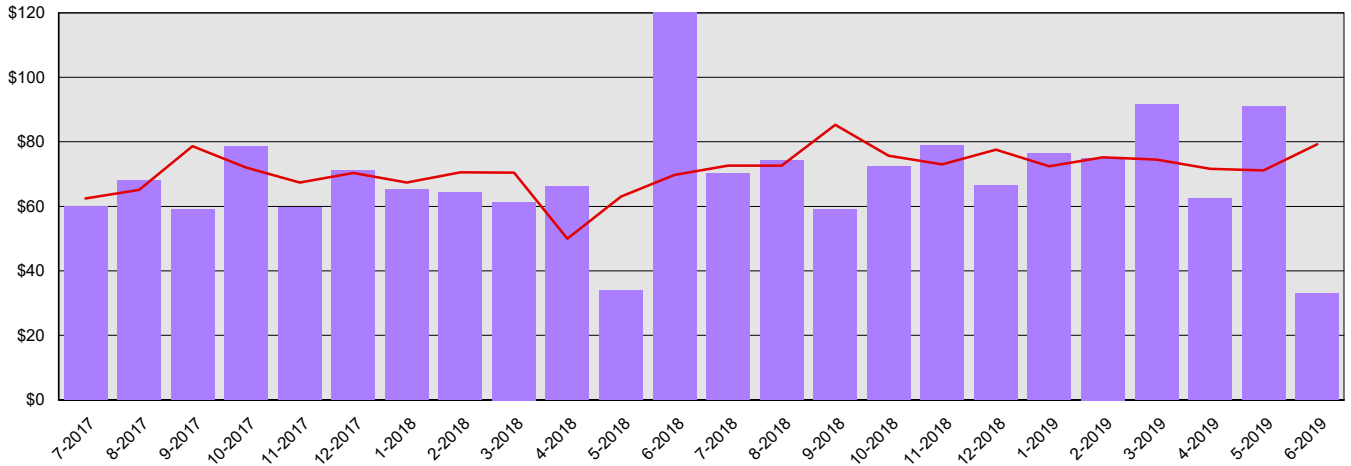


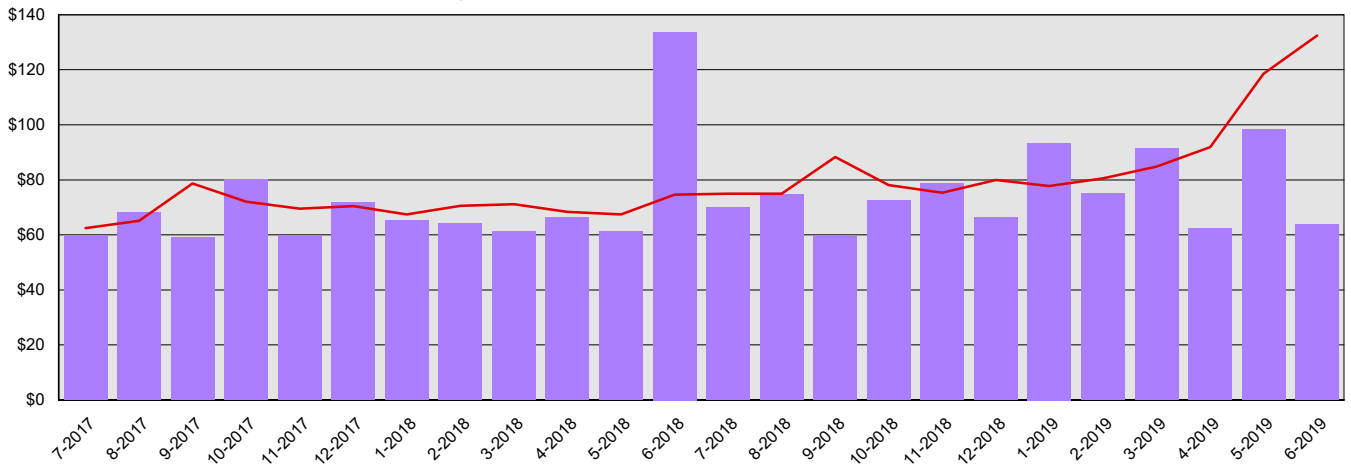
Office of Lieutenant Governor
Summary Financial Report for 2017-19 Biennium to Date
 Dollars in Thousands

All Funds Variance to Date	\$140 Underexpenditure	7.4% Underexpenditure
-----------------------------------	-------------------------------	------------------------------

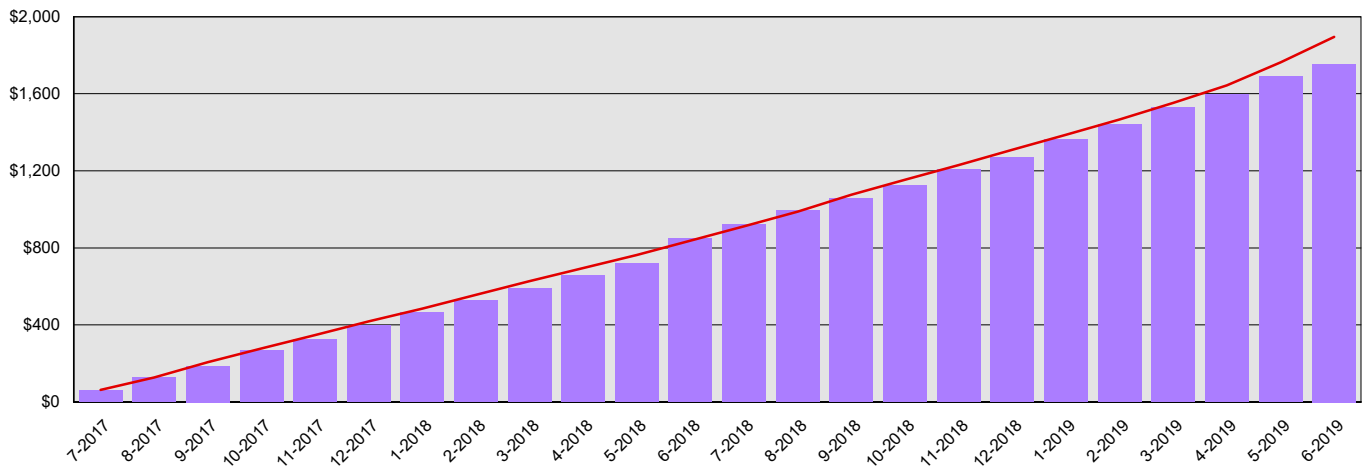
Monthly Planned vs. Actual Expenditures - GFS



Monthly Planned vs. Actual Expenditures - All Funds



Planned vs. Actual Cumulative Expenditures - All Funds



Actuals (Vertical Bars)



Estimates (line)



Office of Lieutenant Governor
Summary Financial Report for 2017-19 Biennium to Date

Dollars in Thousands

Program/Fund Expenditure Detail

Expenditures by Program	Estimate¹	Actual	Variance	% Var.
Administration	\$1,895	\$1,755	\$140	7.4%
Total	\$1,895	\$1,755	\$140	7.4%
Expenditure by Fund Group	Estimate¹	Actual	Variance	% Var.
General Fund State	\$1,708	\$1,657	\$51	3.0%
Other Funds Non-Appropriated	\$133	\$44	\$89	66.9%
Other Funds State	\$54	\$54	\$0	0.0%
Total	\$1,895	\$1,755	\$140	7.4%
FTEs by Program	Estimate¹	Actual	Variance	% Var.
Administration	6.8	6.4	0.4	5.9%
Total	6.8	6.4	0.4	5.9%

1 Estimates include the OFM Official Allotment plus Unanticipated Receipts

2 Only includes Accounts for the Administering Agency

Negative Variance - Denotes Possible Problem

Office of Lieutenant Governor
Summary Financial Report for 2017-19 Biennium to Date

Dollars in Thousands

Revenue Detail

Fund	Estimate ¹	Actual	Variance	% Var.
Legislative International Trade Account	\$3	\$1	(\$2)	-66.7%
Seattle Seahawks Account	\$128	\$111	(\$17)	-13.3%
Seattle Mariners Account	\$0	\$10	\$10	0.0%
Total	\$131	\$122	(\$9)	-6.9%

Revenue by Fund Group

Fund Group	Estimate ¹	Actual	Variance	% Var.
Other Funds Private/Local	\$3	\$1	(\$2)	-66.7%
Other Funds State	\$128	\$121	(\$7)	-5.5%
Total	\$131	\$122	(\$9)	-6.9%

Fund Balances Showing Deficits ²

Fund	BTD Balance	Proj. Balance
Legislative International Trade Account	(\$1)	(\$1)

1 Estimates include the OFM Official Allotment plus Unanticipated Receipts

2 Only includes Accounts for the Administering Agency

Negative Variance - Denotes Possible Problem