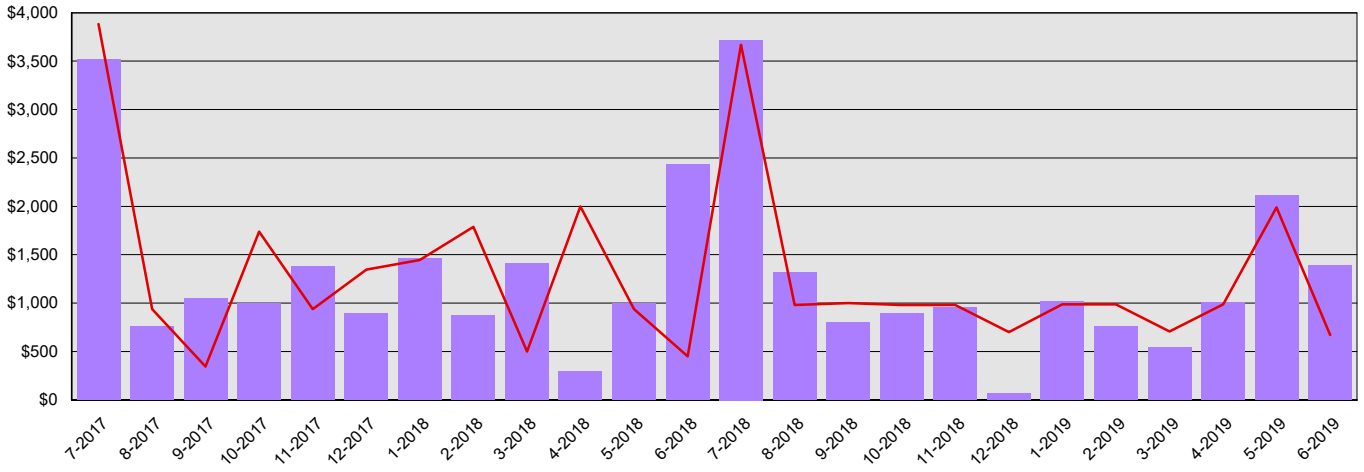


**Office of the Secretary of State**  
**Summary Financial Report for 2017-19 Biennium to Date**

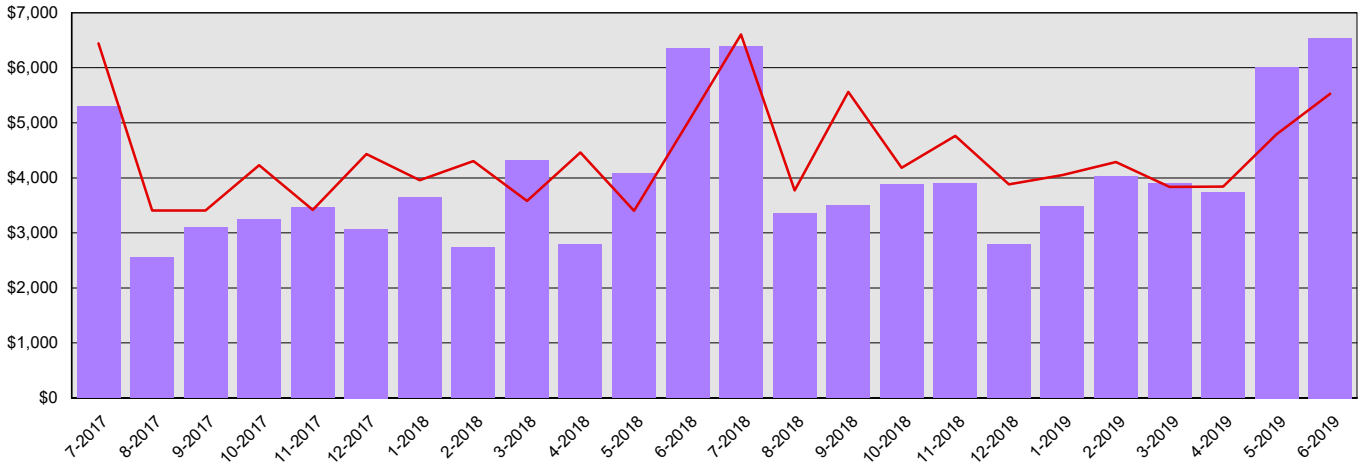
Dollars in Thousands

<b>All Funds Variance to Date</b>	<b>\$8,983 Underexpenditure</b>	<b>8.5% Underexpenditure</b>
-----------------------------------	---------------------------------	------------------------------

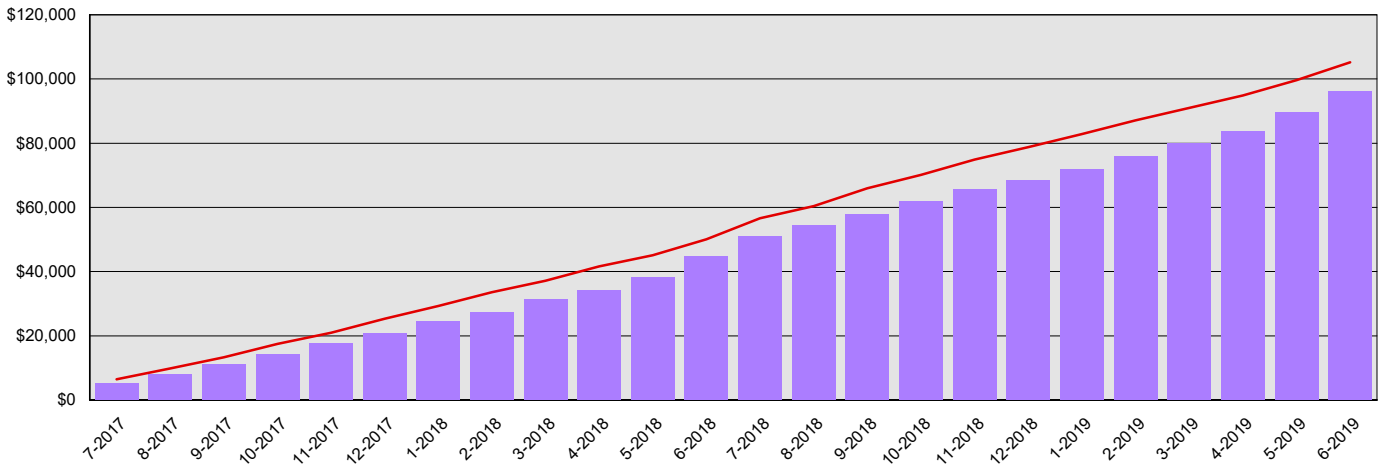
**Monthly Planned vs. Actual Expenditures - GFS**



**Monthly Planned vs. Actual Expenditures - All Funds**



**Planned vs. Actual Cumulative Expenditures - All Funds**



Actuals (Vertical Bars)



Estimates (line)



Office of the Secretary of State  
**Summary Financial Report for 2017-19 Biennium to Date**

Dollars in Thousands

**Program/Fund Expenditure Detail**

<b>Expenditures by Program</b>	<b>Estimate<sup>1</sup></b>	<b>Actual</b>	<b>Variance</b>	<b>% Var.</b>
Corporations	\$17,689	\$18,677	(\$988)	-5.6%
Elections and Voter Services	\$23,243	\$18,976	\$4,267	18.4%
Administration and Operations	\$10,859	\$10,541	\$318	2.9%
Election Division - State Share	\$5,001	\$5,218	(\$217)	-4.3%
Archives and Records Management	\$20,206	\$16,776	\$3,430	17.0%
Special Programs	\$8,197	\$8,094	\$103	1.3%
State Library	\$19,942	\$17,872	\$2,070	10.4%
Work Study Students	\$0	\$0	\$0	0.0%
<b>Total</b>	<b>\$105,137</b>	<b>\$96,154</b>	<b>\$8,983</b>	<b>8.5%</b>

<b>Expenditure by Fund Group</b>	<b>Estimate<sup>1</sup></b>	<b>Actual</b>	<b>Variance</b>	<b>% Var.</b>
General Fund Federal	\$7,793	\$6,114	\$1,679	21.5%
General Fund State	\$30,948	\$30,630	\$318	1.0%
Other Funds Federal	\$7,350	\$4,051	\$3,299	44.9%
Other Funds Non-Appropriated	\$26,627	\$26,598	\$29	0.1%
Other Funds State	\$32,419	\$28,761	\$3,658	11.3%
<b>Total</b>	<b>\$105,137</b>	<b>\$96,154</b>	<b>\$8,983</b>	<b>8.5%</b>

<b>FTEs by Program</b>	<b>Estimate<sup>1</sup></b>	<b>Actual</b>	<b>Variance</b>	<b>% Var.</b>
Corporations	86.5	85.7	0.8	0.9%
Elections and Voter Services	27.8	26.4	1.4	5.0%
Administration and Operations	40.1	37.6	2.5	6.2%
Archives and Records Management	57.1	45.4	11.7	20.5%
Special Programs	13.8	13.3	0.5	3.6%
State Library	67.0	60.6	6.4	9.6%
Work Study Students	0.0	1.0	(1.0)	0.0%
<b>Total</b>	<b>292.3</b>	<b>269.9</b>	<b>22.3</b>	<b>7.6%</b>

1 Estimates include the OFM Official Allotment plus Unanticipated Receipts

2 Only includes Accounts for the Administering Agency

Negative Variance - Denotes Possible Problem

Office of the Secretary of State  
**Summary Financial Report for 2017-19 Biennium to Date**

Dollars in Thousands

Fund	Revenue Detail			
	Estimate <sup>1</sup>	Actual	Variance	% Var.
General Fund	\$80,880	\$82,604	\$1,724	2.1%
Public Records Efficiency, Preservation & Access Acct	\$8,305	\$8,405	\$100	1.2%
Washington State Legacy Project, State Library, and Archives Account	\$560	\$733	\$173	30.9%
Charitable Organization Education Account	\$757	\$793	\$36	4.8%
Washington State Heritage Center Account	\$11,026	\$10,144	(\$882)	-8.0%
Washington State Flag Account	\$2	\$0	(\$2)	-100.0%
Secretary of State's Revolving Account	\$14,564	\$17,415	\$2,851	19.6%
Local Government Archives Account	\$11,011	\$10,016	(\$995)	-9.0%
Imaging Account	\$1,715	\$830	(\$885)	-51.6%
Election Account	\$7,349	\$0	(\$7,349)	-100.0%
<b>Total</b>	<b>\$136,169</b>	<b>\$130,940</b>	<b>(\$5,229)</b>	<b>-3.8%</b>

Fund Group	Revenue by Fund Group			
	Estimate <sup>1</sup>	Actual	Variance	% Var.
General Fund Federal	\$7,801	\$5,501	(\$2,300)	-29.5%
General Fund State	\$73,079	\$77,104	\$4,025	5.5%
Other Funds Federal	\$7,349	\$0	(\$7,349)	-100.0%
Other Funds Private/Local	\$562	\$741	\$179	31.9%
Other Funds State	\$47,378	\$47,595	\$217	0.5%
<b>Total</b>	<b>\$136,169</b>	<b>\$130,941</b>	<b>(\$5,228)</b>	<b>-3.8%</b>

Fund	Fund Balances Showing Deficits <sup>2</sup>	
	BTD Balance	Proj. Balance
Washington State Flag Account	\$0	\$0
Election Account	(\$141)	(\$141)

1 Estimates include the OFM Official Allotment plus Unanticipated Receipts

2 Only includes Accounts for the Administering Agency

Negative Variance - Denotes Possible Problem