

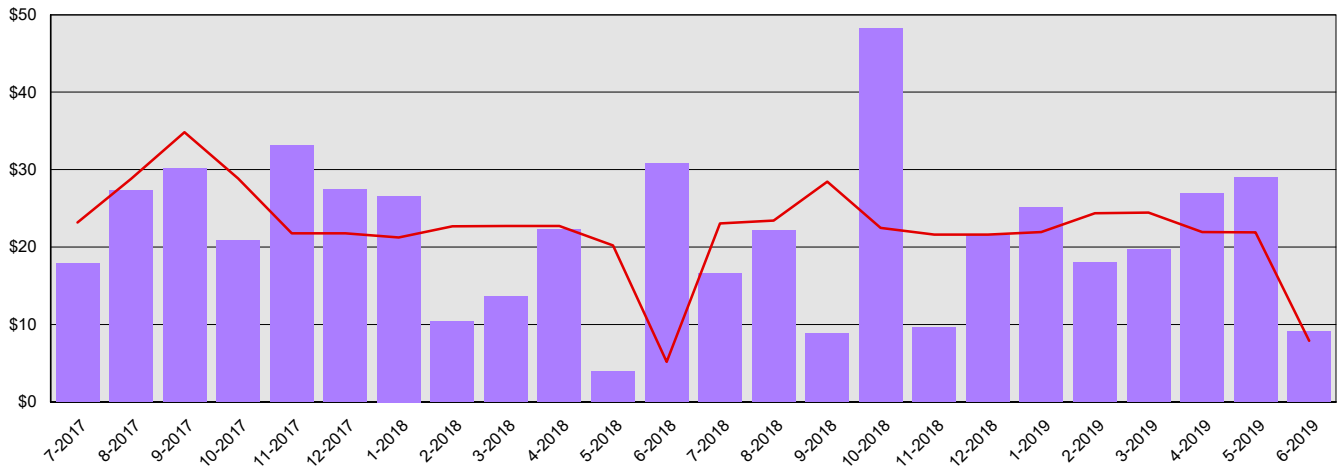
Governor's Office of Indian Affairs

Summary Financial Report for 2017-19 Biennium to Date

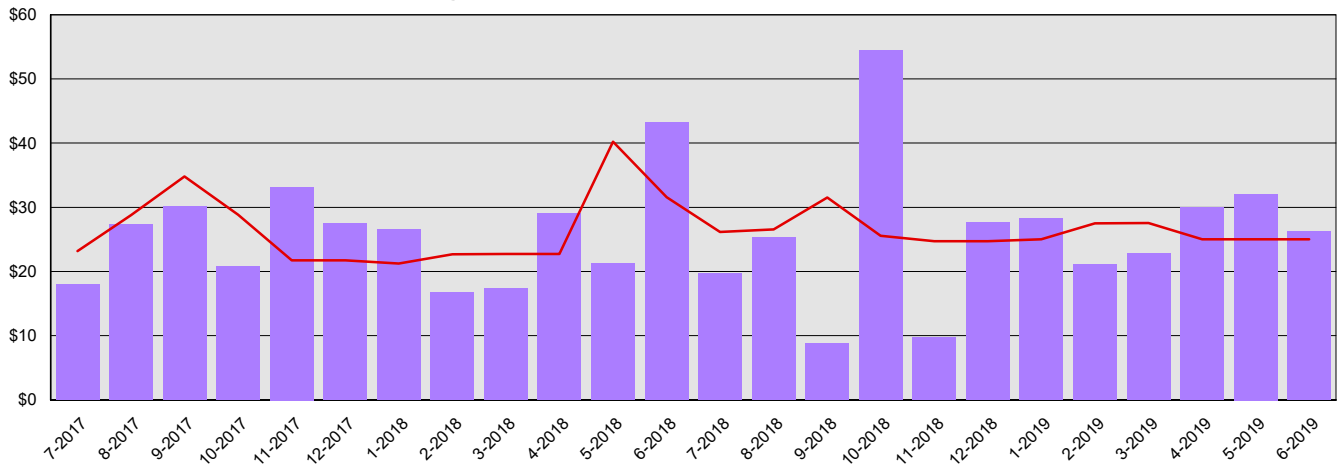
Dollars in Thousands

All Funds Variance to Date	\$18 Underexpenditure	2.8% Underexpenditure
-----------------------------------	------------------------------	------------------------------

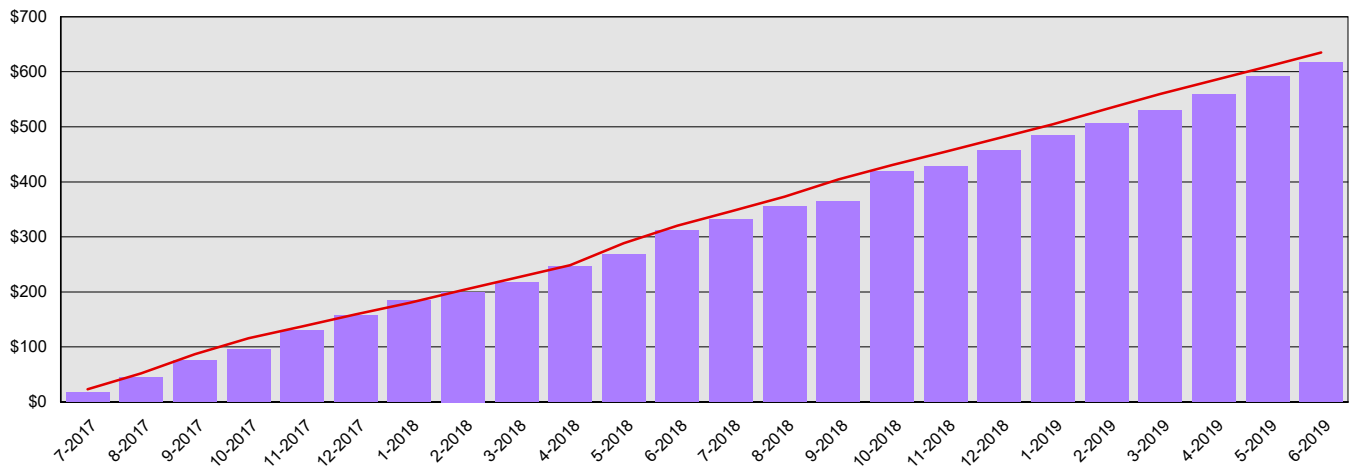
Monthly Planned vs. Actual Expenditures - GFS



Monthly Planned vs. Actual Expenditures - All Funds



Planned vs. Actual Cumulative Expenditures - All Funds



Actuals (Vertical Bars)



Estimates (line)



Governor's Office of Indian Affairs
Summary Financial Report for 2017-19 Biennium to Date

Dollars in Thousands

Program/Fund Expenditure Detail

Expenditures by Program	Estimate¹	Actual	Variance	% Var.
Administration	\$635	\$617	\$18	2.8%
Total	\$635	\$617	\$18	2.8%
Expenditure by Fund Group	Estimate¹	Actual	Variance	% Var.
General Fund State	\$537	\$519	\$18	3.4%
Other Funds Non-Appropriated	\$70	\$70	\$0	0.0%
Other Funds State	\$28	\$28	\$0	0.0%
Total	\$635	\$617	\$18	2.8%
FTEs by Program	Estimate¹	Actual	Variance	% Var.
Administration	2.0	2.0	0.0	0.0%
Total	2.0	2.0	0.0	0.0%

1 Estimates include the OFM Official Allotment plus Unanticipated Receipts

2 Only includes Accounts for the Administering Agency

Negative Variance - Denotes Possible Problem

Governor's Office of Indian Affairs
Summary Financial Report for 2017-19 Biennium to Date

Dollars in Thousands

Fund	Revenue Detail				% Var.
	Estimate ¹	Actual	Variance		
General Fund	\$0	\$1	\$1	0.0%	
Total	\$0	\$1	\$1	0.0%	

Fund Group	Revenue by Fund Group				% Var.
	Estimate ¹	Actual	Variance		
General Fund State	\$0	\$1	\$1	0.0%	
Total	\$0	\$1	\$1	0.0%	

1 Estimates include the OFM Official Allotment plus Unanticipated Receipts

2 Only includes Accounts for the Administering Agency

Negative Variance - Denotes Possible Problem