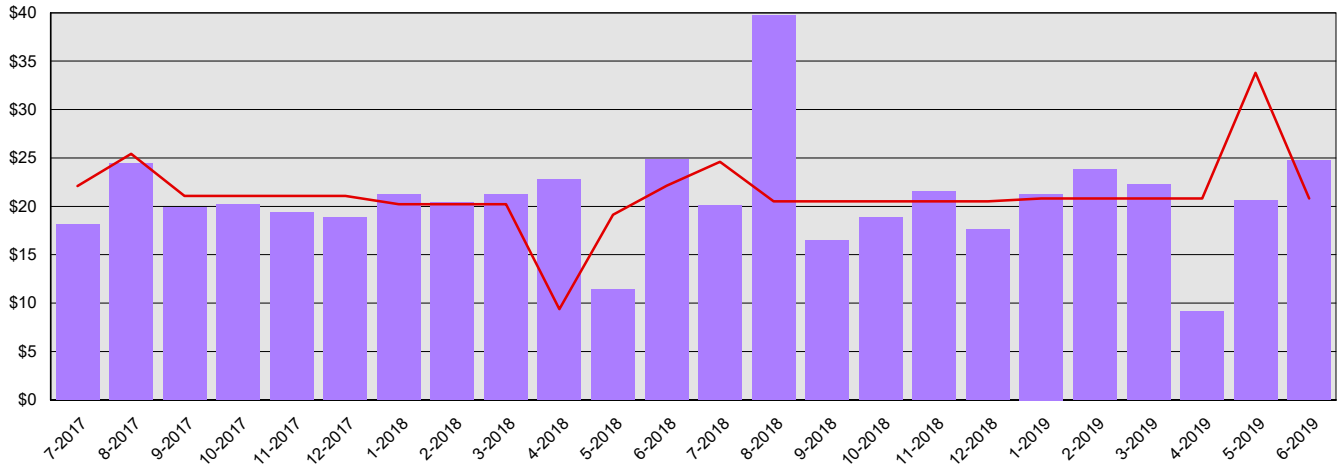


Commission on Asian Pacific American Affairs Summary Financial Report for 2017-19 Biennium to Date

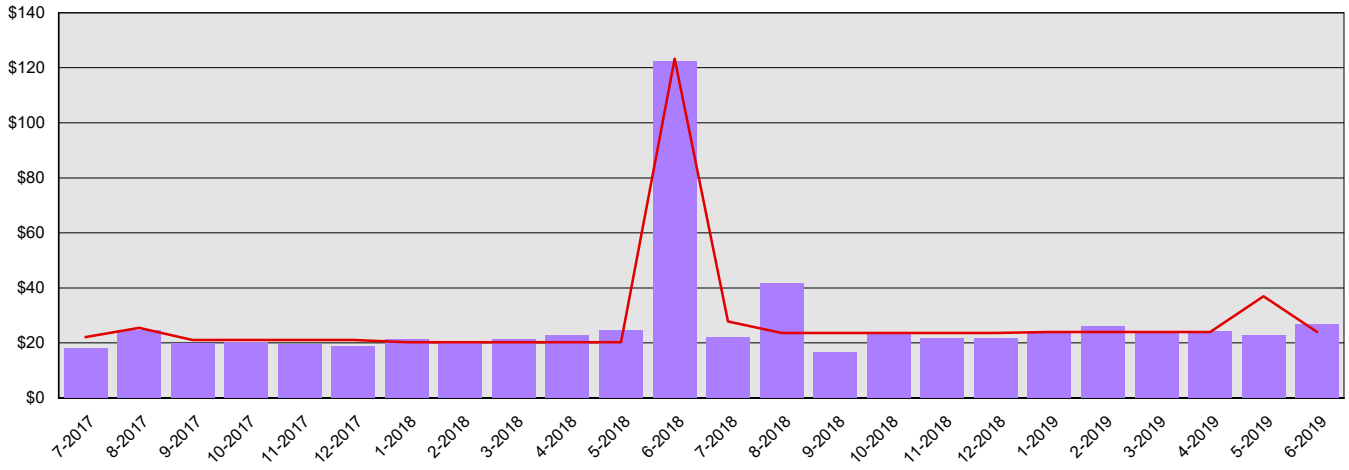
Dollars in Thousands

All Funds Variance to Date	\$12 Underexpenditure	1.8% Underexpenditure
----------------------------	-----------------------	-----------------------

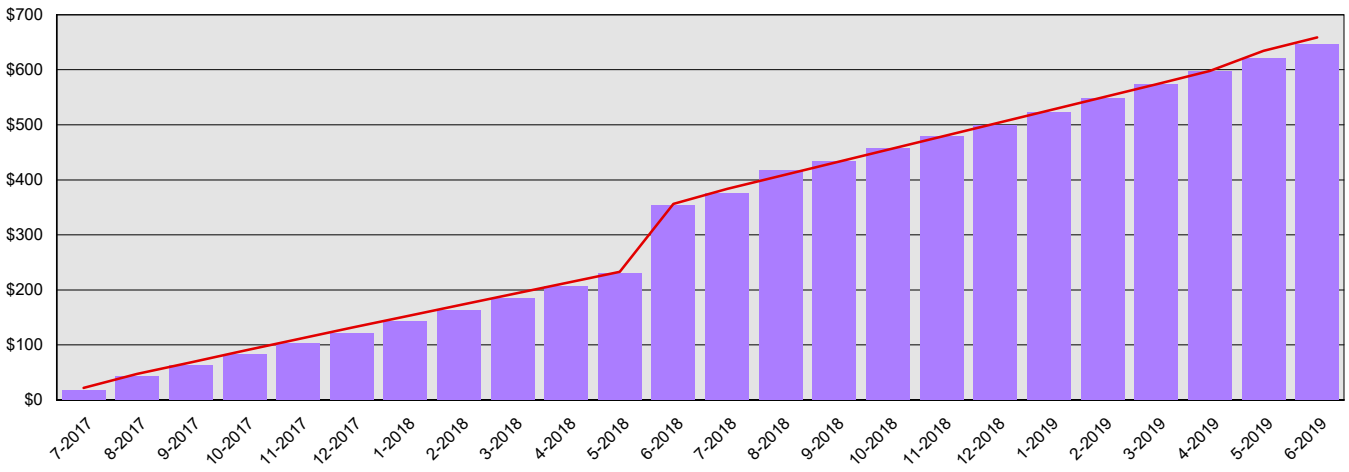
Monthly Planned vs. Actual Expenditures - GFS



Monthly Planned vs. Actual Expenditures - All Funds



Planned vs. Actual Cumulative Expenditures - All Funds



Actuals (Vertical Bars)



Estimates (line)



**Commission on Asian Pacific American Affairs
Summary Financial Report for 2017-19 Biennium to Date**

Dollars in Thousands

Program/Fund Expenditure Detail

Expenditures by Program	Estimate¹	Actual	Variance	% Var.
Administration	\$659	\$647	\$12	1.8%
Total	\$659	\$647	\$12	1.8%
Expenditure by Fund Group	Estimate¹	Actual	Variance	% Var.
General Fund State	\$508	\$499	\$9	1.8%
Other Funds Non-Appropriated	\$125	\$122	\$3	2.4%
Other Funds State	\$26	\$26	\$0	0.0%
Total	\$659	\$647	\$12	1.8%
FTEs by Program	Estimate¹	Actual	Variance	% Var.
Administration	2.0	2.0	0.0	0.0%
Total	2.0	2.0	0.0	0.0%

1 Estimates include the OFM Official Allotment plus Unanticipated Receipts

2 Only includes Accounts for the Administering Agency

Negative Variance - Denotes Possible Problem

**Commission on Asian Pacific American Affairs
Summary Financial Report for 2017-19 Biennium to Date**

Dollars in Thousands

Fund	Revenue Detail				% Var.
	Estimate ¹	Actual	Variance		
General Fund	\$0	\$1	\$1	0.0%	
Total	\$0	\$1	\$1	0.0%	

Fund Group	Revenue by Fund Group				% Var.
	Estimate ¹	Actual	Variance		
General Fund State	\$0	\$1	\$1	0.0%	
Total	\$0	\$1	\$1	0.0%	

1 Estimates include the OFM Official Allotment plus Unanticipated Receipts

2 Only includes Accounts for the Administering Agency

Negative Variance - Denotes Possible Problem