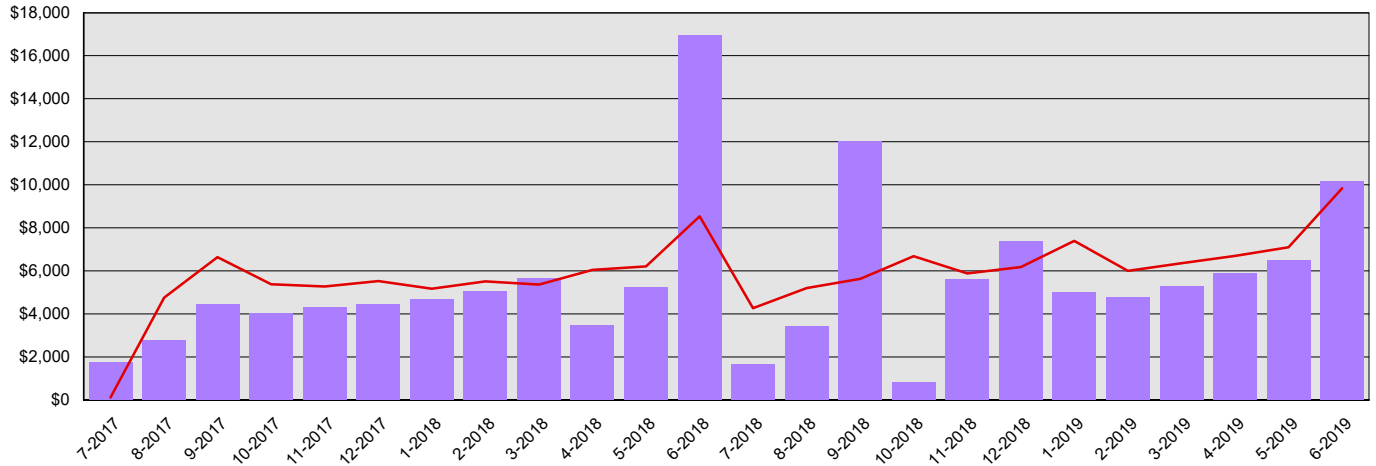


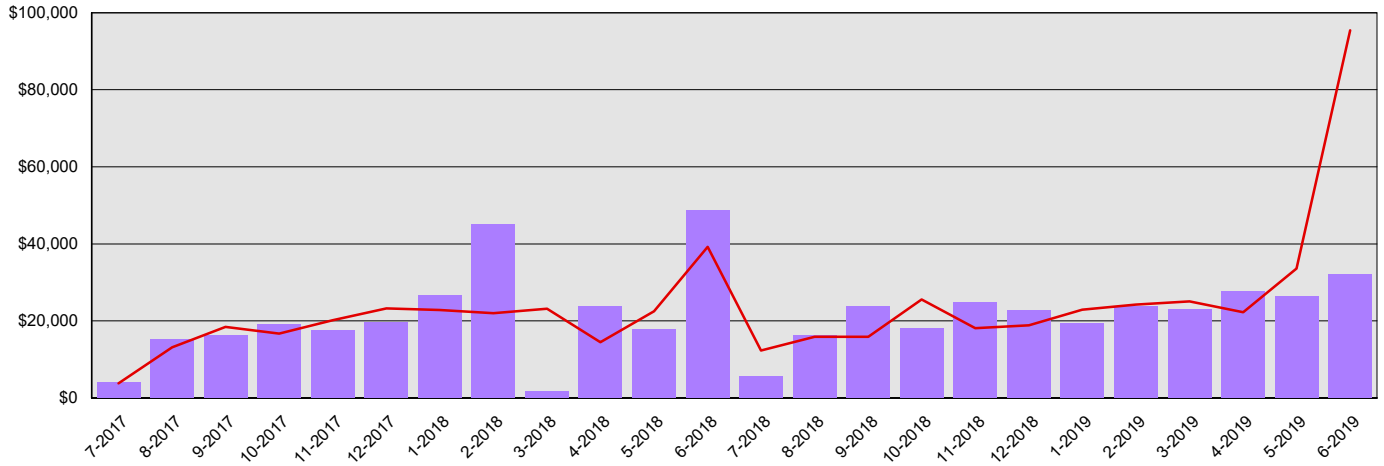
**Department of Commerce**  
**Summary Financial Report for 2017-19 Biennium to Date**  
Dollars in Thousands

<b>All Funds Variance to Date</b>	<b>\$50,910 Underexpenditure</b>	<b>8.9% Underexpenditure</b>
-----------------------------------	----------------------------------	------------------------------

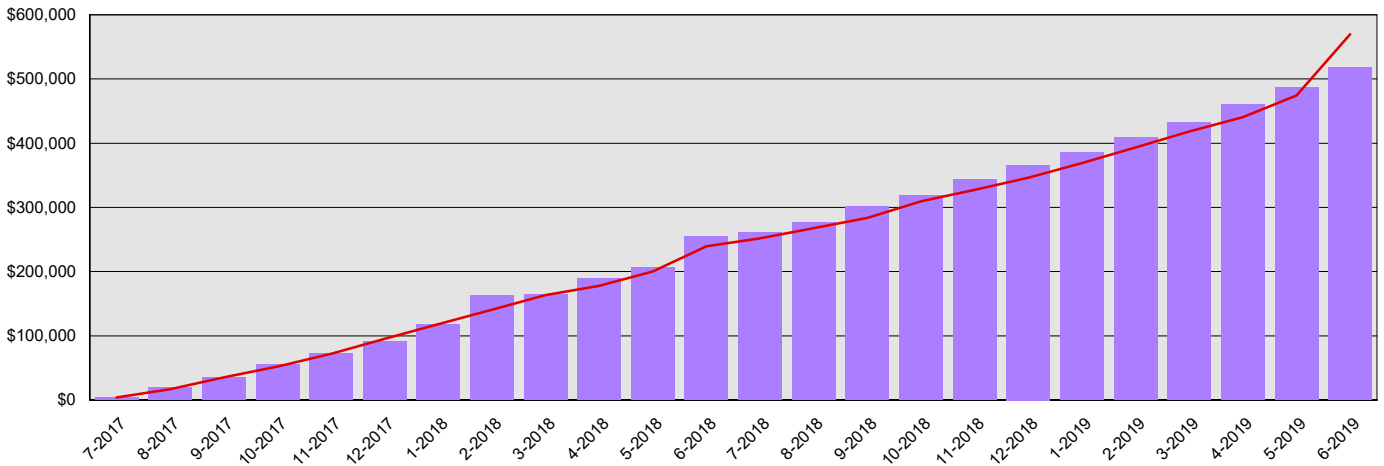
**Monthly Planned vs. Actual Expenditures - GFS**



**Monthly Planned vs. Actual Expenditures - All Funds**



**Planned vs. Actual Cumulative Expenditures - All Funds**



Actuals (Vertical Bars)



Estimates (line)



Department of Commerce  
**Summary Financial Report for 2017-19 Biennium to Date**

Dollars in Thousands

**Program/Fund Expenditure Detail**

<b>Expenditures by Program</b>	<b>Estimate<sup>1</sup></b>	<b>Actual</b>	<b>Variance</b>	<b>% Var.</b>
Administrative Services	\$11,778	\$10,045	\$1,733	14.7%
Director's Office	\$6,292	\$6,520	(\$228)	-3.6%
Community Services and Housing	\$429,696	\$389,565	\$40,131	9.3%
Energy Division	\$38,905	\$40,728	(\$1,823)	-4.7%
Local Government	\$60,955	\$50,541	\$10,414	17.1%
Office of Economic Development and Competitiveness	\$21,963	\$21,279	\$684	3.1%
<b>Total</b>	<b>\$569,589</b>	<b>\$518,678</b>	<b>\$50,911</b>	<b>8.9%</b>
<b>Expenditure by Fund Group</b>	<b>Estimate<sup>1</sup></b>	<b>Actual</b>	<b>Variance</b>	<b>% Var.</b>
General Fund Federal	\$300,942	\$284,180	\$16,762	5.6%
General Fund Private/Local	\$8,604	\$4,098	\$4,506	52.4%
General Fund State	\$141,724	\$131,100	\$10,624	7.5%
Other Funds Non-Appropriated	\$8,224	\$6,202	\$2,022	24.6%
Other Funds State	\$110,095	\$93,098	\$16,997	15.4%
<b>Total</b>	<b>\$569,589</b>	<b>\$518,678</b>	<b>\$50,911</b>	<b>8.9%</b>
<b>FTEs by Program</b>	<b>Estimate<sup>1</sup></b>	<b>Actual</b>	<b>Variance</b>	<b>% Var.</b>
Administrative Services	47.0	43.5	3.5	7.4%
Director's Office	22.8	21.9	0.9	3.9%
Community Services and Housing	137.2	123.9	13.3	9.7%
Energy Division	25.8	25.3	0.5	1.9%
Local Government	54.2	47.6	6.6	12.2%
Office of Economic Development and Competitiveness	31.9	29.8	2.1	6.6%
<b>Total</b>	<b>318.9</b>	<b>292.1</b>	<b>26.9</b>	<b>8.4%</b>

1 Estimates include the OFM Official Allotment plus Unanticipated Receipts

2 Only includes Accounts for the Administering Agency

Negative Variance - Denotes Possible Problem

Department of Commerce  
Summary Financial Report for 2017-19 Biennium to Date

Dollars in Thousands

**Revenue Detail**

Fund	Estimate <sup>1</sup>	Actual	Variance	% Var.
General Fund	\$304,772	\$280,492	(\$24,280)	-8.0%
Drinking Water Assistance Account	\$64,611	\$40,726	(\$23,885)	-37.0%
State Building Construction Account	\$0	\$211	\$211	0.0%
Public Works Assistance Account	\$227,371	\$121,157	(\$106,214)	-46.7%
Drinking Water Assistance Administrative Account	\$0	(\$38)	(\$38)	0.0%
Lead Paint Account	\$610	\$105	(\$505)	-82.8%
Economic Development Strategic Reserve Account	\$36	\$0	(\$36)	-100.0%
Home Security Fund Account	\$41,380	\$42,362	\$982	2.4%
Affordable Housing for All Account	\$11,595	\$9,459	(\$2,136)	-18.4%
Financial Fraud and Identity Theft Crimes Investigation and Prosecution Account	\$1,894	\$1,817	(\$77)	-4.1%
Low-Income Weatherization and Structural Rehab. Assistance Account	\$1,348	\$111	(\$1,237)	-91.8%
Energy Recovery Act Account	\$4,723	(\$14,723)	(\$19,446)	-411.7%
WA Global Health Technologies and Product Development account	\$0	\$0	\$0	0.0%
Foreclosure Fairness Account	\$3,900	\$2,574	(\$1,326)	-34.0%
Washington Sexual Assault Kit Account	\$0	\$5	\$5	0.0%
Skilled Worker Outreach, Recruitment, and Career Awareness Grant Program Account	\$300	\$300	\$0	0.0%
Energy Efficiency Account	\$0	\$14,022	\$14,022	0.0%
Landlord Mitigation Program Account	\$0	\$978	\$978	0.0%
Community and Economic Development Fee Account	\$1,981	\$3,142	\$1,161	58.6%
Washington Housing Trust Account	\$13,024	\$8,875	(\$4,149)	-31.9%
Miscellaneous Program Account	\$2,417	\$2,996	\$579	24.0%
Prostitution Prevention and Intervention Account	\$46	\$54	\$8	17.4%
Public Facilities Construction Loan Revolving Account	\$8,042	\$5,827	(\$2,215)	-27.5%
<b>Total</b>	<b>\$688,050</b>	<b>\$520,452</b>	<b>(\$167,598)</b>	<b>-24.4%</b>

**Revenue by Fund Group**

Fund Group	Estimate <sup>1</sup>	Actual	Variance	% Var.
General Fund Federal	\$295,840	\$277,874	(\$17,966)	-6.1%
General Fund Private/Local	\$8,922	\$2,436	(\$6,486)	-72.7%
General Fund State	\$10	\$182	\$172	1,720.0%
Other Funds State	\$383,278	\$239,959	(\$143,319)	-37.4%
<b>Total</b>	<b>\$688,050</b>	<b>\$520,451</b>	<b>(\$167,599)</b>	<b>-24.4%</b>

**Fund Balances Showing Deficits** <sup>2</sup>

Fund	BTD Balance	Proj. Balance
Transitional Housing Operating and Rent Account	\$0	\$0
Energy Recovery Act Account	(\$4,283)	(\$4,283)
WA Global Health Technologies and Product Development account	\$0	\$0

1 Estimates include the OFM Official Allotment plus Unanticipated Receipts

2 Only includes Accounts for the Administering Agency

Negative Variance - Denotes Possible Problem