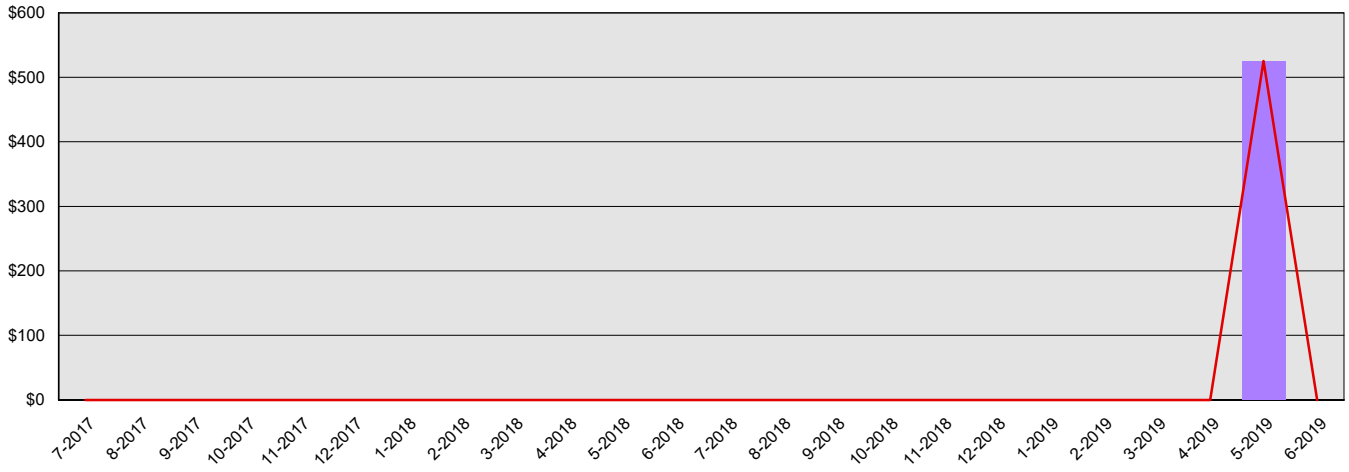


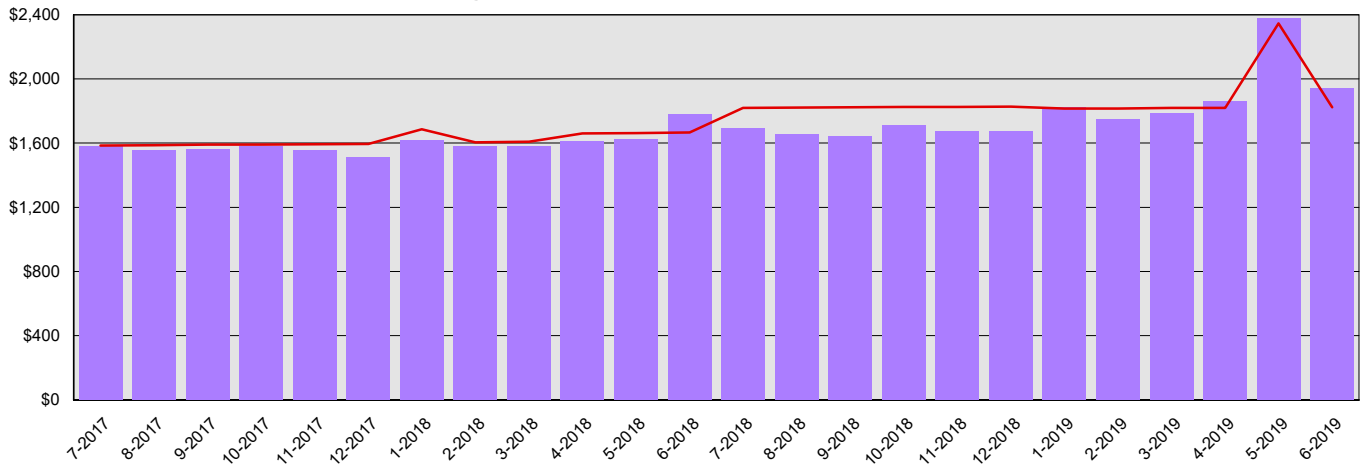
**Office of Administrative Hearings**  
**Summary Financial Report for 2017-19 Biennium to Date**  
Dollars in Thousands

<b>All Funds Variance to Date</b>	<b>\$1,134 Underexpenditure</b>	<b>2.7% Underexpenditure</b>
-----------------------------------	---------------------------------	------------------------------

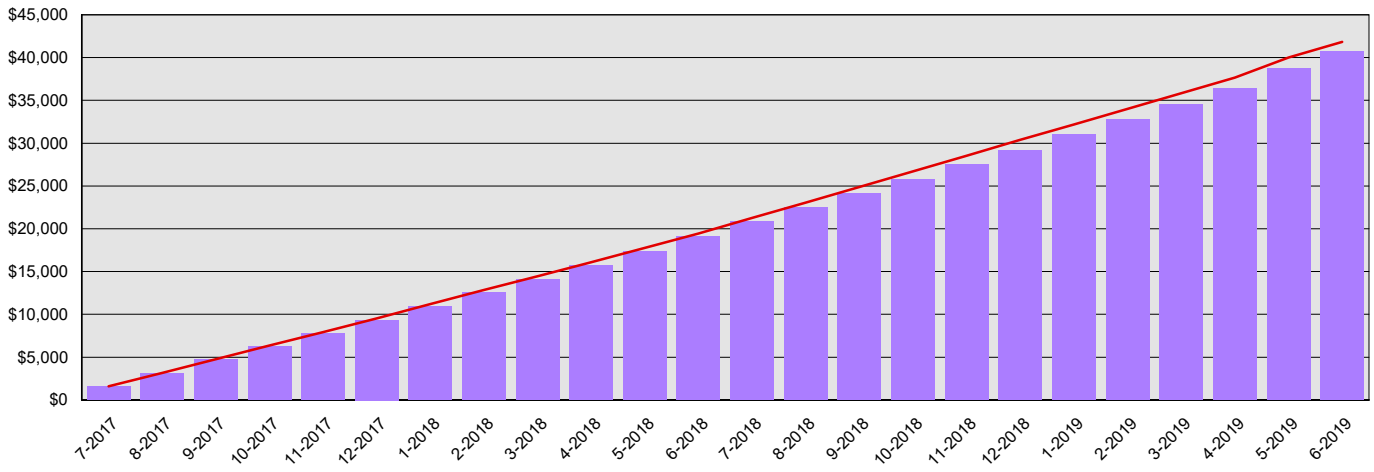
**Monthly Planned vs. Actual Expenditures - GFS**



**Monthly Planned vs. Actual Expenditures - All Funds**



**Planned vs. Actual Cumulative Expenditures - All Funds**



Actuals (Vertical Bars)



Estimates (line)



Office of Administrative Hearings  
**Summary Financial Report for 2017-19 Biennium to Date**

Dollars in Thousands

**Program/Fund Expenditure Detail**

<b>Expenditures by Program</b>		<b>Estimate<sup>1</sup></b>	<b>Actual</b>	<b>Variance</b>	<b>% Var.</b>
Administration		\$41,813	\$40,679	\$1,134	2.7%
	<b>Total</b>	<b>\$41,813</b>	<b>\$40,679</b>	<b>\$1,134</b>	<b>2.7%</b>
<b>Expenditure by Fund Group</b>		<b>Estimate<sup>1</sup></b>	<b>Actual</b>	<b>Variance</b>	<b>% Var.</b>
General Fund State		\$525	\$525	\$0	0.0%
Other Funds Non-Appropriated		\$136	\$87	\$49	36.0%
Other Funds State		\$41,152	\$40,068	\$1,084	2.6%
	<b>Total</b>	<b>\$41,813</b>	<b>\$40,680</b>	<b>\$1,133</b>	<b>2.7%</b>
<b>FTEs by Program</b>		<b>Estimate<sup>1</sup></b>	<b>Actual</b>	<b>Variance</b>	<b>% Var.</b>
Administration		165.9	167.5	(1.6)	-1.0%
	<b>Total</b>	<b>165.9</b>	<b>167.5</b>	<b>(1.6)</b>	<b>-1.0%</b>

1 Estimates include the OFM Official Allotment plus Unanticipated Receipts

2 Only includes Accounts for the Administering Agency

Negative Variance - Denotes Possible Problem

Office of Administrative Hearings  
**Summary Financial Report for 2017-19 Biennium to Date**

Dollars in Thousands

		<b>Revenue Detail</b>			
<b>Fund</b>	<b>Estimate<sup>1</sup></b>	<b>Actual</b>	<b>Variance</b>	<b>% Var.</b>	
Local Gov Administrative Hearings	\$50	\$13	(\$37)	-74.0%	
Administrative Hearings Revolving Account	\$41,152	\$39,898	(\$1,254)	-3.0%	
<b>Total</b>	<b>\$41,202</b>	<b>\$39,911</b>	<b>(\$1,291)</b>	<b>-3.1%</b>	

		<b>Revenue by Fund Group</b>			
<b>Fund Group</b>	<b>Estimate<sup>1</sup></b>	<b>Actual</b>	<b>Variance</b>	<b>% Var.</b>	
Other Funds State	\$41,202	\$39,911	(\$1,291)	-3.1%	
<b>Total</b>	<b>\$41,202</b>	<b>\$39,911</b>	<b>(\$1,291)</b>	<b>-3.1%</b>	

1 Estimates include the OFM Official Allotment plus Unanticipated Receipts

2 Only includes Accounts for the Administering Agency

Negative Variance - Denotes Possible Problem