

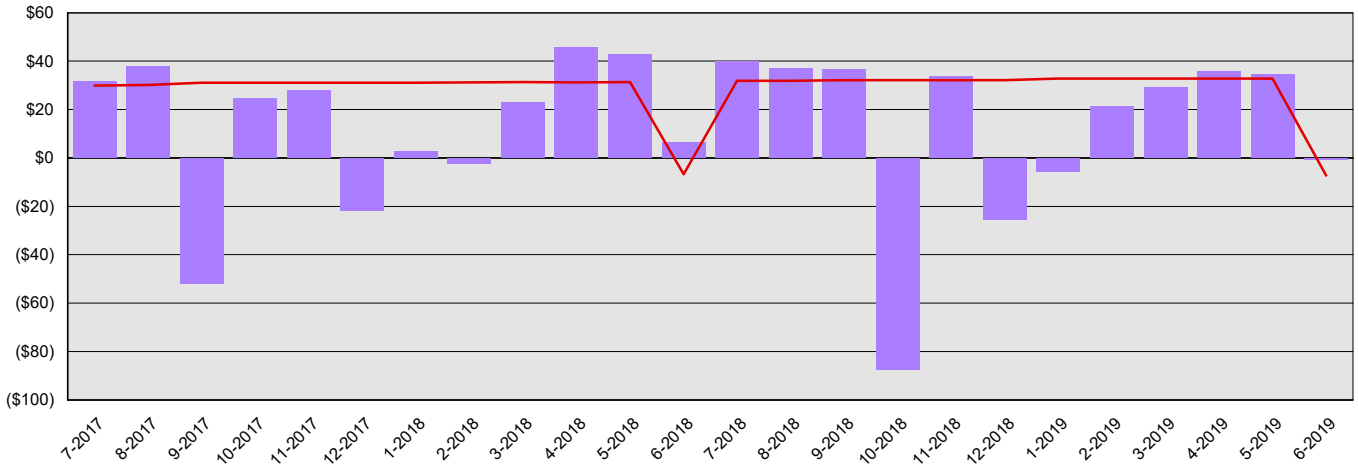
# Liquor and Cannabis Board

## Summary Financial Report for 2017-19 Biennium to Date

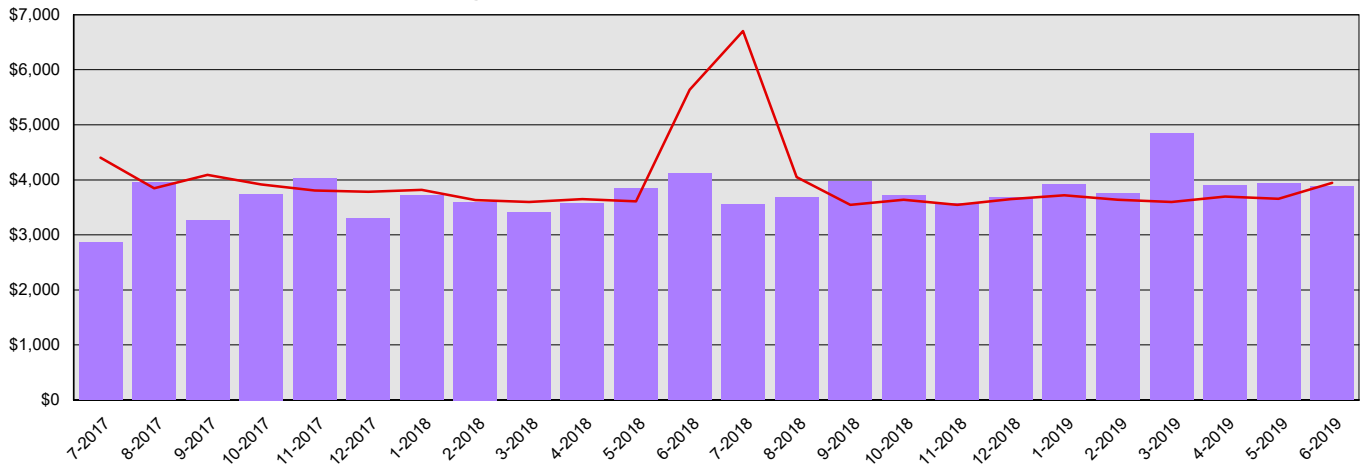
Dollars in Thousands

<b>All Funds Variance to Date</b>	<b>\$5,398 Underexpenditure</b>	<b>5.7% Underexpenditure</b>
-----------------------------------	---------------------------------	------------------------------

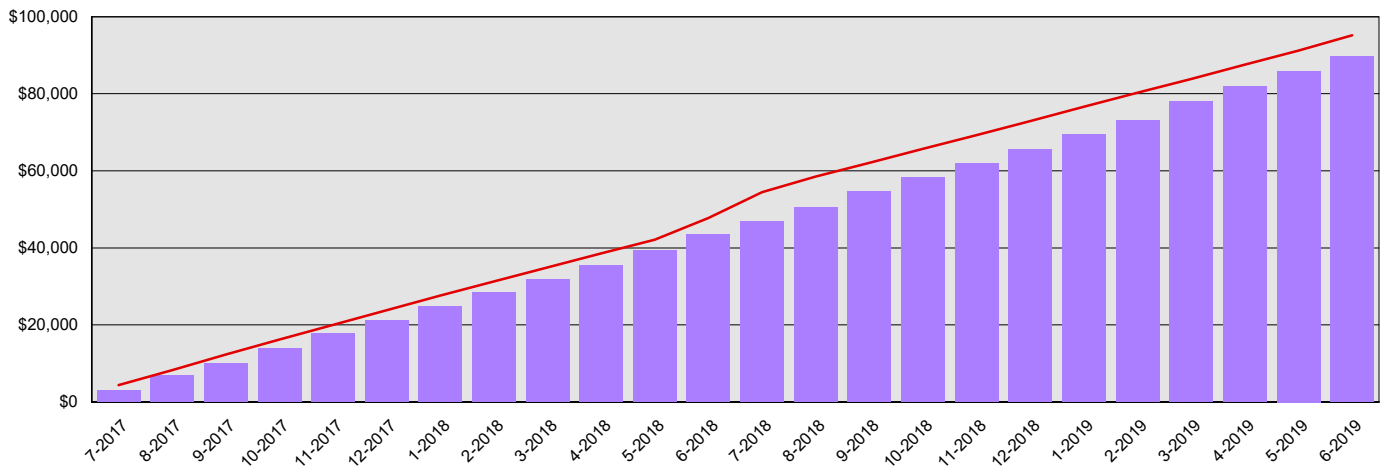
**Monthly Planned vs. Actual Expenditures - GFS**



**Monthly Planned vs. Actual Expenditures - All Funds**



**Planned vs. Actual Cumulative Expenditures - All Funds**



Actuals (Vertical Bars)



Estimates (line)



**Liquor and Cannabis Board**  
**Summary Financial Report for 2017-19 Biennium to Date**

Dollars in Thousands

**Program/Fund Expenditure Detail**

<b>Expenditures by Program</b>	<b>Estimate<sup>1</sup></b>	<b>Actual</b>	<b>Variance</b>	<b>% Var.</b>
Board	\$18,527	\$18,739	(\$212)	-1.1%
Administrative Services	\$15,451	\$13,194	\$2,257	14.6%
Liquor Purchasing and Distribution Services	\$0	(\$1)	\$1	0.0%
Regulatory Services	\$10,620	\$10,862	(\$242)	-2.3%
Enforcement	\$36,298	\$33,463	\$2,835	7.8%
Information Technology Services	\$14,269	\$13,510	\$759	5.3%
<b>Total</b>	<b>\$95,165</b>	<b>\$89,767</b>	<b>\$5,398</b>	<b>5.7%</b>

<b>Expenditure by Fund Group</b>	<b>Estimate<sup>1</sup></b>	<b>Actual</b>	<b>Variance</b>	<b>% Var.</b>
General Fund Federal	\$2,661	\$2,323	\$338	12.7%
General Fund Private/Local	\$50	\$4	\$46	92.0%
General Fund State	\$683	\$316	\$367	53.7%
Other Funds Non-Appropriated	\$1,856	\$581	\$1,275	68.7%
Other Funds State	\$89,914	\$86,543	\$3,371	3.7%
<b>Total</b>	<b>\$95,164</b>	<b>\$89,767</b>	<b>\$5,397</b>	<b>5.7%</b>

<b>FTEs by Program</b>	<b>Estimate<sup>1</sup></b>	<b>Actual</b>	<b>Variance</b>	<b>% Var.</b>
Board	42.9	49.5	(6.6)	-15.4%
Administrative Services	44.5	41.7	2.8	6.3%
Regulatory Services	75.7	75.9	(0.2)	-0.3%
Enforcement	167.7	158.5	9.2	5.5%
Information Technology Services	37.0	32.7	4.3	11.6%
<b>Total</b>	<b>367.7</b>	<b>358.4</b>	<b>9.5</b>	<b>2.6%</b>

1 Estimates include the OFM Official Allotment plus Unanticipated Receipts

2 Only includes Accounts for the Administering Agency

Negative Variance - Denotes Possible Problem

**Liquor and Cannabis Board**  
**Summary Financial Report for 2017-19 Biennium to Date**

Dollars in Thousands

**Revenue Detail**

Fund	Estimate <sup>1</sup>	Actual	Variance	% Var.
General Fund	\$243,880	\$254,700	\$10,820	4.4%
Death Investigations Account	\$300	\$300	\$0	0.0%
Industrial Insurance Premium Refund Account	\$0	\$323	\$323	0.0%
Federal Seizure Account	\$0	\$101	\$101	0.0%
Lic & Enforce Sys Modern proj acct	\$0	(\$13)	(\$13)	0.0%
Youth Tobacco and Vapor Products Prevention Account	\$795	\$1,239	\$444	55.8%
Dedicated Marijuana Account	\$684,701	\$731,225	\$46,524	6.8%
Liquor Revolving Account	\$190,247	\$148,187	(\$42,060)	-22.1%
<b>Total</b>	<b>\$1,119,923</b>	<b>\$1,136,062</b>	<b>\$16,139</b>	<b>1.4%</b>

**Revenue by Fund Group**

Fund Group	Estimate <sup>1</sup>	Actual	Variance	% Var.
General Fund Federal	\$684,701	\$726,422	\$41,721	6.1%
General Fund Private/Local	\$2,666	\$2,001	(\$665)	-24.9%
General Fund State	\$50	\$4	(\$46)	-92.0%
Other Funds Federal	\$241,164	\$252,696	\$11,532	4.8%
Other Funds Private/Local	\$0	\$101	\$101	0.0%
Other Funds State	\$0	\$0	\$0	0.0%
Other Funds State	\$191,342	\$154,841	(\$36,501)	-19.1%
<b>Total</b>	<b>\$1,119,923</b>	<b>\$1,136,065</b>	<b>\$16,142</b>	<b>1.4%</b>

**Fund Balances Showing Deficits** <sup>2</sup>

Fund	BTD Balance	Proj. Balance
Dedicated Marijuana Account	(\$9,780)	(\$9,780)

1 Estimates include the OFM Official Allotment plus Unanticipated Receipts

2 Only includes Accounts for the Administering Agency

Negative Variance - Denotes Possible Problem