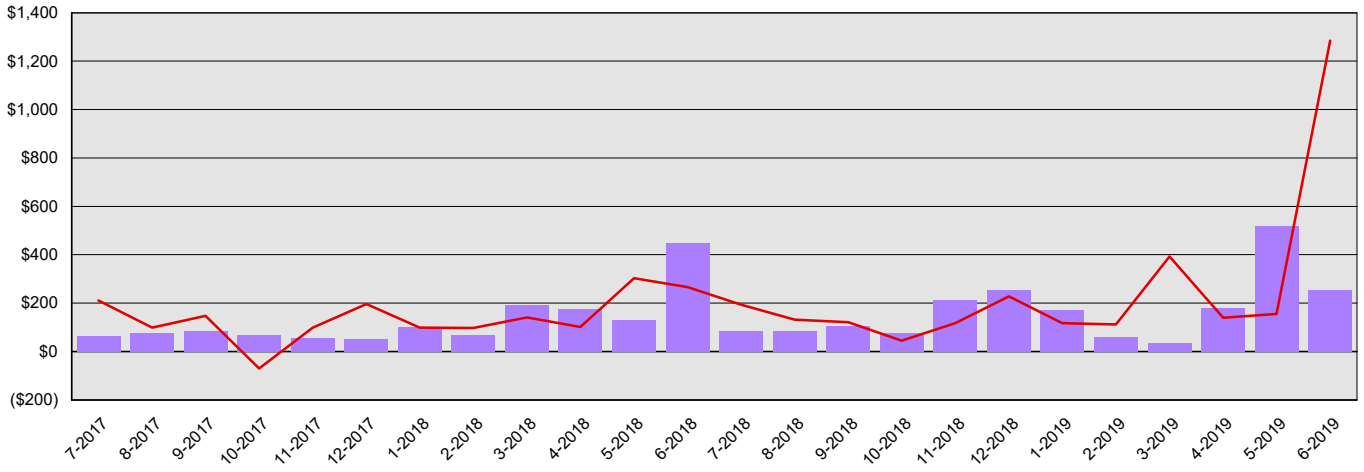


Department of Licensing Summary Financial Report for 2017-19 Biennium to Date

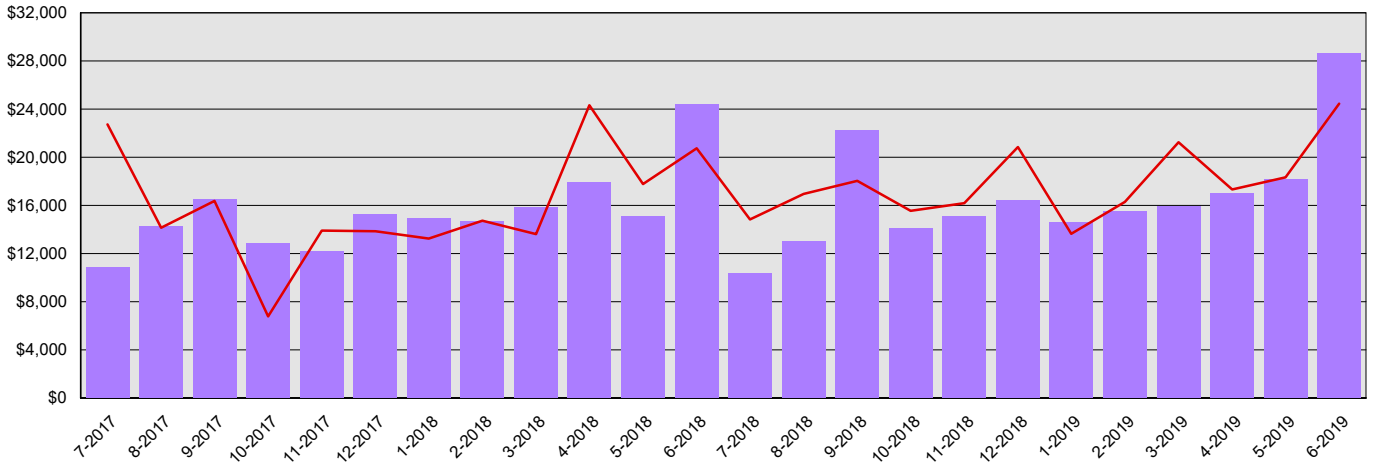
Dollars in Thousands

All Funds Variance to Date	\$20,290 Underexpenditure	5.0% Underexpenditure
----------------------------	---------------------------	-----------------------

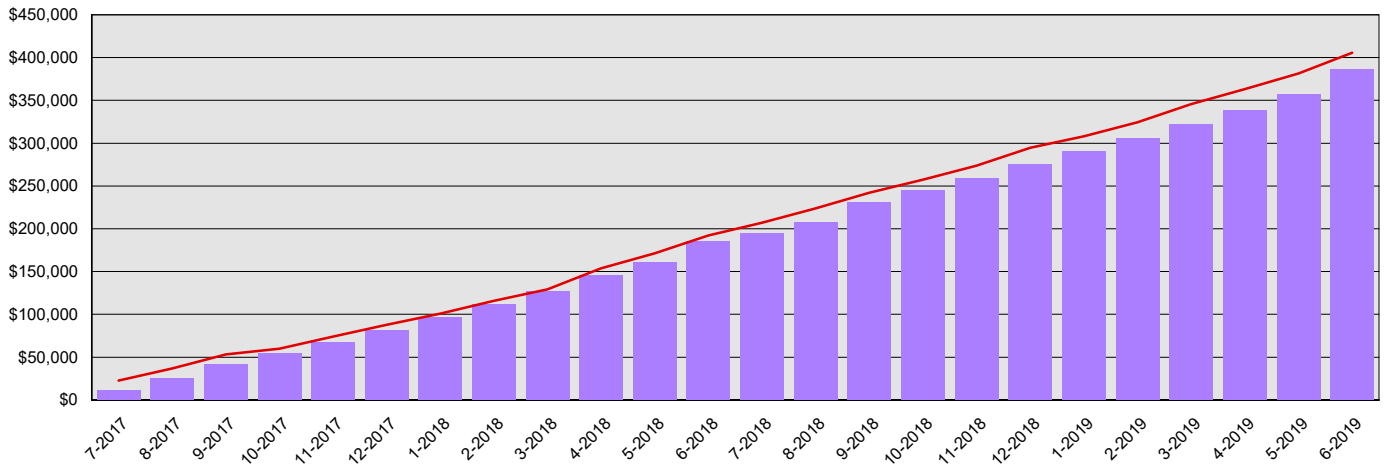
Monthly Planned vs. Actual Expenditures - GFS



Monthly Planned vs. Actual Expenditures - All Funds



Planned vs. Actual Cumulative Expenditures - All Funds



Actuals (Vertical Bars)



Estimates (line)



Department of Licensing
Summary Financial Report for 2017-19 Biennium to Date

Dollars in Thousands

Program/Fund Expenditure Detail

Expenditures by Program	Estimate¹	Actual	Variance	% Var.
Directors Office and Agency Services	\$134,540	\$131,033	\$3,507	2.6%
Information Systems	\$49,316	\$47,826	\$1,490	3.0%
Customer Relations	\$105,218	\$97,553	\$7,665	7.3%
Program and Services	\$68,544	\$63,022	\$5,522	8.1%
Business And Professional Licensing Services	\$48,154	\$46,046	\$2,108	4.4%
Total	\$405,772	\$385,480	\$20,292	5.0%

Expenditure by Fund Group	Estimate¹	Actual	Variance	% Var.
General Fund State	\$4,726	\$3,540	\$1,186	25.1%
Other Funds Federal	\$569	\$128	\$441	77.5%
Other Funds Private/Local	\$5,709	\$5,136	\$573	10.0%
Other Funds Non-Appropriated	\$3,055	\$2,825	\$230	7.5%
Other Funds State	\$391,712	\$373,852	\$17,860	4.6%
Total	\$405,771	\$385,481	\$20,290	5.0%

FTEs by Program	Estimate¹	Actual	Variance	% Var.
Directors Office and Agency Services	217.4	258.3	(40.9)	-18.8%
Information Systems	152.4	131.6	20.8	13.6%
Customer Relations	545.6	539.1	6.5	1.2%
Program and Services	250.4	236.3	14.1	5.6%
Business And Professional Licensing Services	271.2	239.2	32.0	11.8%
Total	1,437.0	1,404.5	32.5	2.3%

1 Estimates include the OFM Official Allotment plus Unanticipated Receipts

2 Only includes Accounts for the Administering Agency

Negative Variance - Denotes Possible Problem

Department of Licensing
Summary Financial Report for 2017-19 Biennium to Date

Dollars in Thousands

Revenue Detail

Fund	Estimate ¹	Actual	Variance	% Var.
General Fund	\$43,303	\$44,155	\$852	2.0%
Architects' License Account	\$1,305	\$1,273	(\$32)	-2.5%
ORV & Nonhighway Vehicle Account	\$8,299	\$7,719	(\$580)	-7.0%
Snowmobile Account	\$4,338	\$4,415	\$77	1.8%
Professional Engineers' Account	\$4,139	\$4,103	(\$36)	-0.9%
Real Estate Commission Account	\$10,653	\$10,727	\$74	0.7%
Aeronautics Account	\$6,236	\$6,215	(\$21)	-0.3%
Emergency Medical Services and Trauma Care Systems Trust Account	\$18,579	\$18,503	(\$76)	-0.4%
Marine Fuel Tax Refund Account	\$0	\$8	\$8	0.0%
Uniform Commercial Code Account	\$1,878	\$1,971	\$93	5.0%
Real Estate Education Program Account	\$65	\$86	\$21	32.3%
Vehicle License Fraud Account	\$134	\$132	(\$2)	-1.5%
Real Estate Appraiser Commission Account	\$1,433	\$1,406	(\$27)	-1.9%
Business and Professions Account	\$19,005	\$19,594	\$589	3.1%
Real Estate Research Account	\$486	\$529	\$43	8.8%
License Plate Technology Account	\$3,606	\$3,596	(\$10)	-0.3%
Outdoor Recreation Account	\$0	\$0	\$0	0.0%
Helping Kids Speak Account	\$0	\$3	\$3	0.0%
State Patrol Highway Account	\$447,887	\$443,740	(\$4,147)	-0.9%
Motorcycle Safety Education Account	\$4,330	\$4,341	\$11	0.3%
Building Code Council Account	\$21	\$28	\$7	33.3%
Gonzaga University Alumni Association Account	\$0	\$4	\$4	0.0%
Lighthouse Environmental Programs Account	\$0	\$11	\$11	0.0%
Ski & Ride Washington Account	\$0	\$3	\$3	0.0%
State Parks Education and Enhancement Account	\$266	\$269	\$3	1.1%
Veterans Stewardship Account	\$1,079	\$1,106	\$27	2.5%
Washington's National Park Fund Account	\$0	\$21	\$21	0.0%
Recreational Vehicle Account	\$1,553	\$1,492	(\$61)	-3.9%
We Love Our Pets Account	\$0	\$11	\$11	0.0%
Transportation Partnership Account	\$61,664	\$63,684	\$2,020	3.3%
Aquatic Invasive Species Enforcement Account	\$40	\$40	\$0	0.0%
Aquatic Invasive Species Prevention Account	\$120	\$119	(\$1)	-0.8%
Rural Arterial Trust Account	\$393	\$210	(\$183)	-46.6%
State Wildlife Account	\$8,733	\$8,559	(\$174)	-2.0%
Highway Safety Account	\$247,369	\$251,732	\$4,363	1.8%
Motor Vehicle Account	\$3,548,181	\$3,600,384	\$52,203	1.5%
Puget Sound Ferry Operations Account	\$19,829	\$20,745	\$916	4.6%
Aquatic Algae Control Account	\$519	\$496	(\$23)	-4.4%
Share the Road Account	\$0	\$8	\$8	0.0%
Freight Mobility Multimodal Account	\$6,000	\$6,000	\$0	0.0%
Children's Trust Account	\$58	\$69	\$11	19.0%
Transportation Improvement Account	\$393	\$210	(\$183)	-46.6%
Firearms Range Account	\$609	\$640	\$31	5.1%
Wildlife Rehabilitation Account	\$365	\$356	(\$9)	-2.5%
Ignition Interlock Device Revolving Account	\$8,171	\$7,877	(\$294)	-3.6%
New Motor Vehicle Arbitration Account	\$1,565	\$1,531	(\$34)	-2.2%
Funeral and Cemetery Account	\$1,478	\$1,522	\$44	3.0%
Landscape Architects' License Account	\$425	\$432	\$7	1.6%
Appraisal Management Company Account	\$204	\$199	(\$5)	-2.5%
Volunteer Firefighters Account	\$0	\$4	\$4	0.0%

¹ Estimates include the OFM Official Allotment plus Unanticipated Receipts

² Only includes Accounts for the Administering Agency

Negative Variance - Denotes Possible Problem

Department of Licensing
Summary Financial Report for 2017-19 Biennium to Date

Dollars in Thousands

Limousine Carriers Account	\$0	\$149	\$149	0.0%
Capital Vessel Replacement Account	\$34,935	\$35,621	\$686	2.0%
Music Matters Awareness Account	\$0	\$6	\$6	0.0%
Seattle Sounders FC Account	\$0	\$5	\$5	0.0%
4-H Programs Account	\$0	\$0	\$0	0.0%
Seattle Seahawks Account	\$0	\$40	\$40	0.0%
Seattle University Account	\$0	\$13	\$13	0.0%
DOL Tech Improve and Data Mgmt Account	\$737	\$740	\$3	0.4%
DOL Services Account	\$7,211	\$7,191	(\$20)	-0.3%
Mobile Home Park Relocation Account	\$940	\$910	(\$30)	-3.2%
State Flower Account	\$0	\$2	\$2	0.0%
Washington Farmers and Ranchers Account	\$0	\$0	\$0	0.0%
Electric Vehicle Charging Infrastructure Account	\$0	\$2	\$2	0.0%
Washington Tennis Account	\$0	\$3	\$3	0.0%
Veterans' Emblem Account	\$10	\$10	\$0	0.0%
Multimodal Transportation Account	\$347,239	\$344,706	(\$2,533)	-0.7%
Washington State Wrestling Account	\$0	\$1	\$1	0.0%
Concealed Pistol License Renewal Notification Account	\$213	\$238	\$25	11.7%
Fred Hutch Account	\$0	\$0	\$0	0.0%
Washington State Aviation Account	\$65	\$58	(\$7)	-10.8%
Aquatic Invasive Species Management Account	\$884	\$834	(\$50)	-5.7%
Freshwater Aquatic Weeds Account	\$1,300	\$1,257	(\$43)	-3.3%
Abandoned Recreational Vehicle Disposal Account	\$374	\$361	(\$13)	-3.5%
Seattle Mariners Account	\$0	\$2	\$2	0.0%
Recreation Access Pass Account	\$15,804	\$17,379	\$1,575	10.0%
Department of Licensing Tuition Recovery Trust Fund	\$0	\$25	\$25	0.0%
Manufactured Home Installation Training Account	\$386	\$379	(\$7)	-1.8%
Recreation Resources Account	\$20,717	\$20,485	(\$232)	-1.1%
NOVA Program Account	\$14,586	\$13,874	(\$712)	-4.9%
Parks Renewal and Stewardship Account	\$13,066	\$13,412	\$346	2.6%
State Agency Parking Account	\$0	\$76	\$76	0.0%
Impaired Driving Safety Account	\$3,316	\$3,442	\$126	3.8%
Geologists' Account	\$736	\$719	(\$17)	-2.3%
Public Health Supplemental Account	\$29	\$29	\$0	0.0%
Coastal Protection Account	\$15	\$15	\$0	0.0%
Washington State Council of Firefighters Benevolent Account	\$0	\$13	\$13	0.0%
Law Enforcement Memorial Account	\$0	\$29	\$29	0.0%
Derelict Vessel Removal Account	\$1,557	\$1,489	(\$68)	-4.4%
Washington Housing Trust Account	\$84	\$102	\$18	21.4%
Heating Oil Pollution Liability Trust Account	\$450	\$448	(\$2)	-0.4%
Transportation 2003 Account (Nickel Account)	\$432,538	\$413,302	(\$19,236)	-4.4%
Multiuse Roadway Safety Account	\$254	\$256	\$2	0.8%
Total	\$5,382,157	\$5,417,901	\$35,744	0.7%

1 Estimates include the OFM Official Allotment plus Unanticipated Receipts

2 Only includes Accounts for the Administering Agency

Negative Variance - Denotes Possible Problem

7/30/2019

Department of Licensing
Summary Financial Report for 2017-19 Biennium to Date

Dollars in Thousands

Fund Group	Revenue by Fund Group			
	Estimate ¹	Actual	Variance	% Var.
General Fund State	\$43,303	\$44,155	\$852	2.0%
Other Funds Federal	\$569	\$108	(\$461)	-81.0%
Other Funds Private/Local	\$2,048	\$5,123	\$3,075	150.1%
Other Funds State	\$5,336,238	\$5,368,514	\$32,276	0.6%
Total	\$5,382,158	\$5,417,900	\$35,742	0.7%

1 Estimates include the OFM Official Allotment plus Unanticipated Receipts

2 Only includes Accounts for the Administering Agency

Negative Variance - Denotes Possible Problem