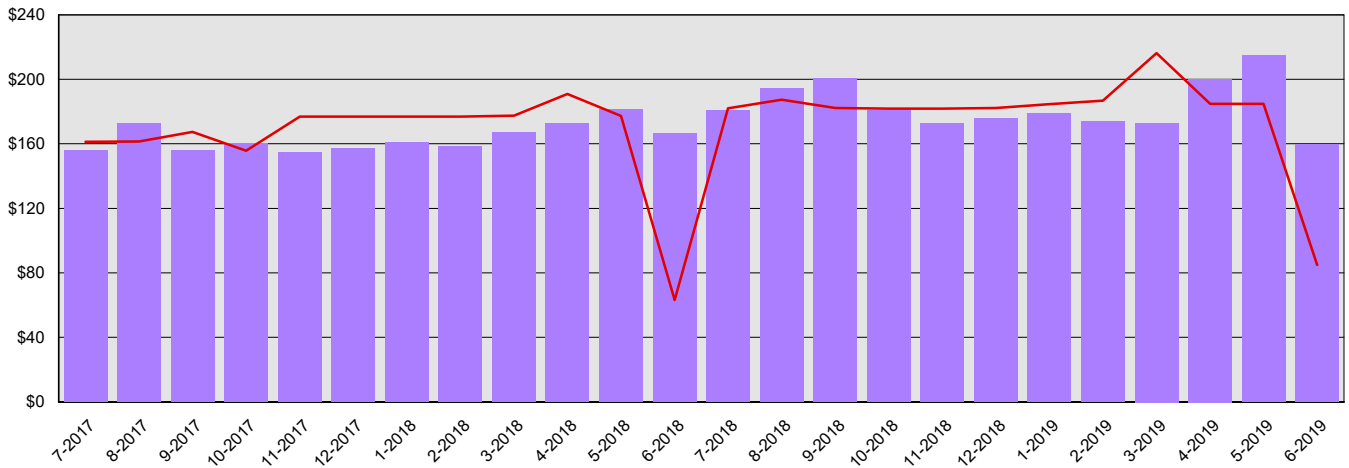


Public Employment Relations Commission Summary Financial Report for 2017-19 Biennium to Date

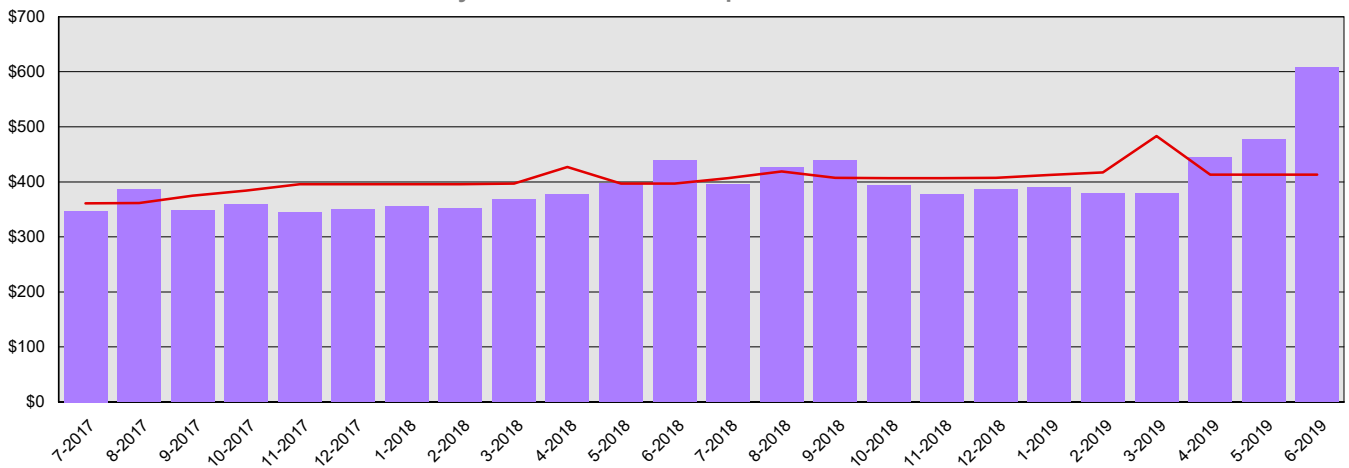
Dollars in Thousands

All Funds Variance to Date	\$174 Underexpenditure	1.8% Underexpenditure
----------------------------	------------------------	-----------------------

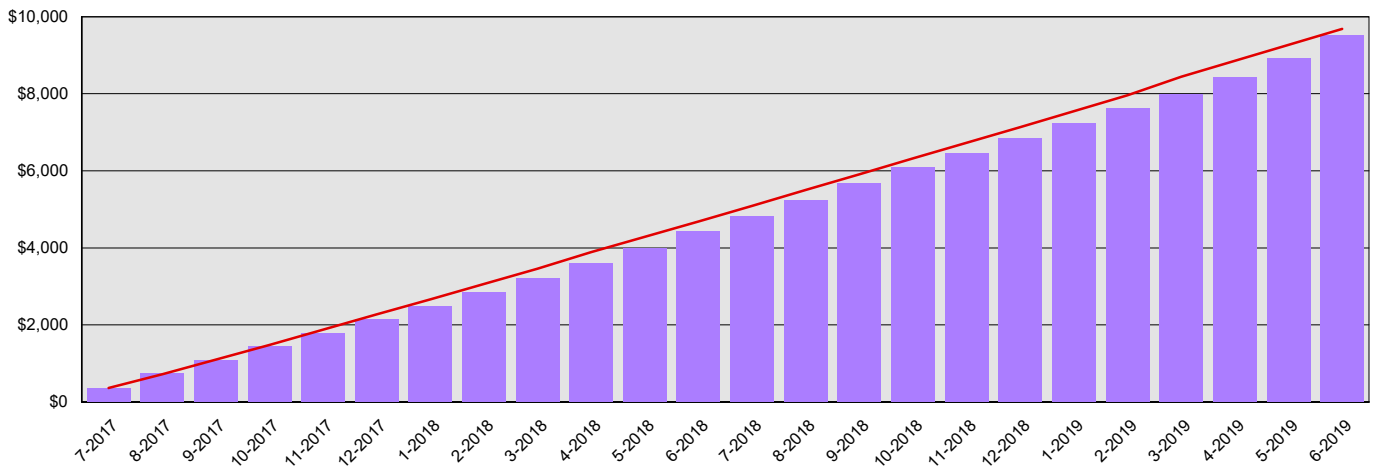
Monthly Planned vs. Actual Expenditures - GFS



Monthly Planned vs. Actual Expenditures - All Funds



Planned vs. Actual Cumulative Expenditures - All Funds



Actuals (Vertical Bars)



Estimates (line)



**Public Employment Relations Commission
Summary Financial Report for 2017-19 Biennium to Date**

Dollars in Thousands

Program/Fund Expenditure Detail

Expenditures by Program	Estimate¹	Actual	Variance	% Var.
Public Employment Relations Commission	\$9,685	\$9,511	\$174	1.8%
Total	\$9,685	\$9,511	\$174	1.8%
Expenditure by Fund Group	Estimate¹	Actual	Variance	% Var.
General Fund State	\$4,101	\$4,167	(\$66)	-1.6%
Other Funds Non-Appropriated	\$0	\$5	(\$5)	0.0%
Other Funds State	\$5,584	\$5,339	\$245	4.4%
Total	\$9,685	\$9,511	\$174	1.8%
FTEs by Program	Estimate¹	Actual	Variance	% Var.
Public Employment Relations Commission	42.4	28.6	13.8	32.5%
Total	42.4	28.6	13.8	32.5%

1 Estimates include the OFM Official Allotment plus Unanticipated Receipts

2 Only includes Accounts for the Administering Agency

Negative Variance - Denotes Possible Problem

**Public Employment Relations Commission
Summary Financial Report for 2017-19 Biennium to Date**

Dollars in Thousands

Fund	Revenue Detail				% Var.
	Estimate ¹	Actual	Variance		
General Fund	\$0	\$0	\$0	0.0%	
Total	\$0	\$0	\$0	0.0%	

Fund Group	Revenue by Fund Group				% Var.
	Estimate ¹	Actual	Variance		
General Fund State	\$0	\$0	\$0	0.0%	
Total	\$0	\$0	\$0	0.0%	

1 Estimates include the OFM Official Allotment plus Unanticipated Receipts

2 Only includes Accounts for the Administering Agency

Negative Variance - Denotes Possible Problem