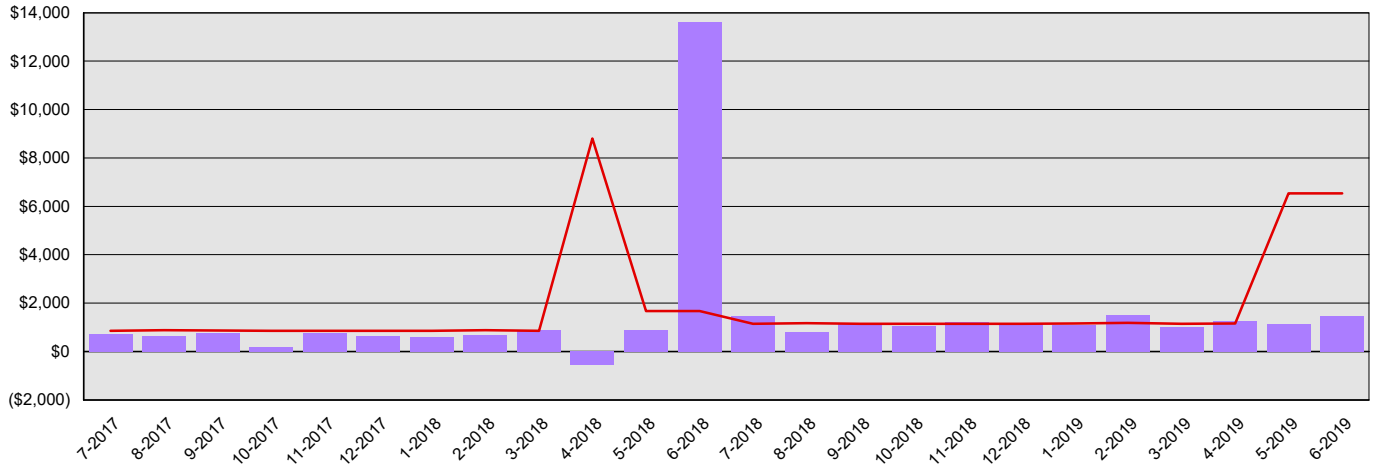


Department of Veterans Affairs Summary Financial Report for 2017-19 Biennium to Date

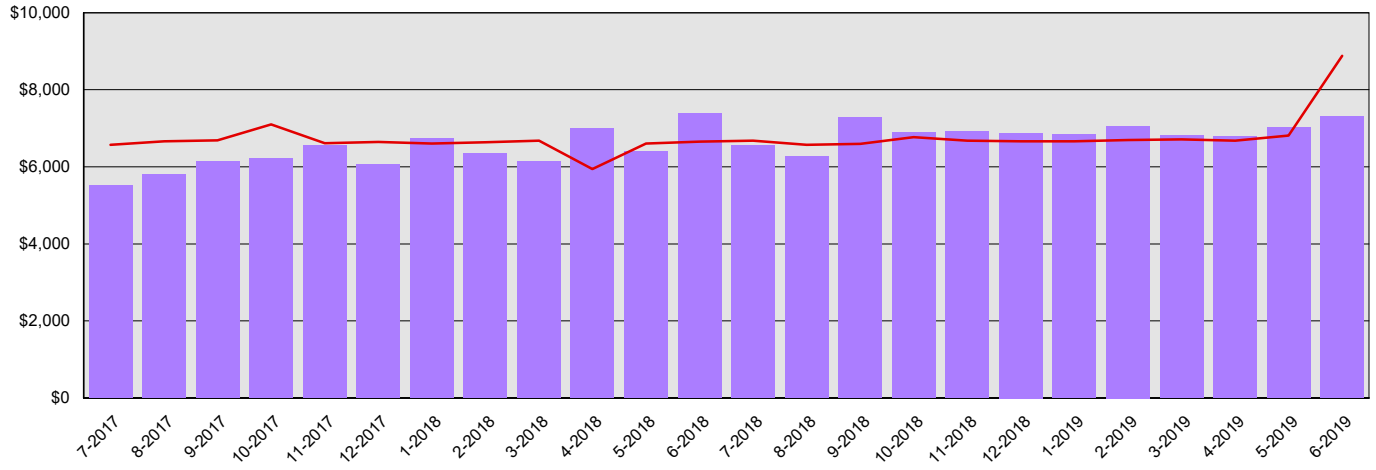
Dollars in Thousands

All Funds Variance to Date	\$2,903 Underexpenditure	1.8% Underexpenditure
----------------------------	--------------------------	-----------------------

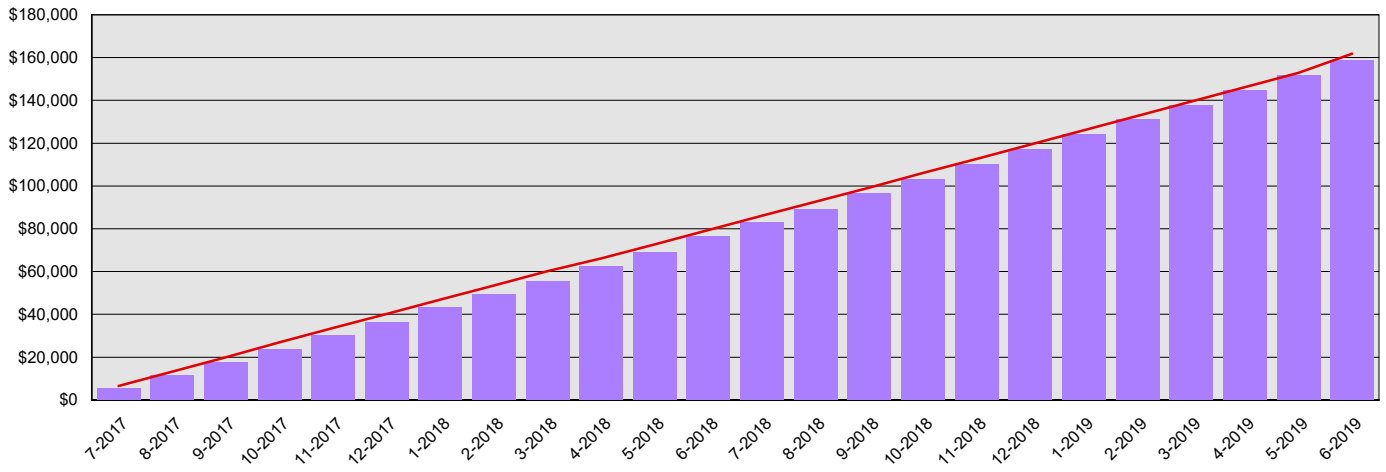
Monthly Planned vs. Actual Expenditures - GFS



Monthly Planned vs. Actual Expenditures - All Funds



Planned vs. Actual Cumulative Expenditures - All Funds



Actuals (Vertical Bars)



Estimates (line)



Department of Veterans Affairs
Summary Financial Report for 2017-19 Biennium to Date

Dollars in Thousands

Program/Fund Expenditure Detail

Expenditures by Program	Estimate¹	Actual	Variance	% Var.
Headquarters	\$4,056	\$4,139	(\$83)	-2.0%
Field Services	\$24,508	\$22,400	\$2,108	8.6%
Institutional Services	\$133,228	\$132,350	\$878	0.7%
Total	\$161,792	\$158,889	\$2,903	1.8%

Expenditure by Fund Group	Estimate¹	Actual	Variance	% Var.
General Fund Federal	\$82,059	\$94,338	(\$12,279)	-15.0%
General Fund Private/Local	\$31,565	\$26,818	\$4,747	15.0%
General Fund State	\$44,532	\$34,274	\$10,258	23.0%
Other Funds Private/Local	\$664	\$615	\$49	7.4%
Other Funds Non-Appropriated	\$872	\$744	\$128	14.7%
Other Funds State	\$2,100	\$2,100	\$0	0.0%
Total	\$161,792	\$158,889	\$2,903	1.8%

FTEs by Program	Estimate¹	Actual	Variance	% Var.
Headquarters	19.9	12.6	7.3	36.7%
Field Services	73.1	63.4	9.7	13.3%
Institutional Services	771.7	739.2	32.5	4.2%
Total	864.7	815.1	49.5	5.7%

1 Estimates include the OFM Official Allotment plus Unanticipated Receipts

2 Only includes Accounts for the Administering Agency

Negative Variance - Denotes Possible Problem

Department of Veterans Affairs
Summary Financial Report for 2017-19 Biennium to Date

Dollars in Thousands

Revenue Detail

Fund	Estimate ¹	Actual	Variance	% Var.
General Fund	\$115,677	\$111,549	(\$4,128)	-3.6%
Hospital Data Collection Account	\$0	\$0	\$0	0.0%
State and Local Improvements Revolving Account	\$0	\$0	\$0	0.0%
State Building Construction Account	\$0	\$0	\$0	0.0%
Veterans Stewardship Account	\$0	\$350	\$350	0.0%
Veteran Estate Management Account	\$664	\$658	(\$6)	-0.9%
Total	\$116,341	\$112,557	(\$3,784)	-3.3%

Revenue by Fund Group

Fund Group	Estimate ¹	Actual	Variance	% Var.
General Fund Federal	\$84,111	\$86,008	\$1,897	2.3%
General Fund Private/Local	\$31,565	\$25,448	(\$6,117)	-19.4%
General Fund State	\$0	\$94	\$94	0.0%
Other Funds Federal	\$0	\$0	\$0	0.0%
Other Funds Private/Local	\$664	\$1,008	\$344	51.8%
Other Funds State	\$0	\$0	\$0	0.0%
Total	\$116,340	\$112,558	(\$3,782)	-3.3%

1 Estimates include the OFM Official Allotment plus Unanticipated Receipts

2 Only includes Accounts for the Administering Agency

Negative Variance - Denotes Possible Problem