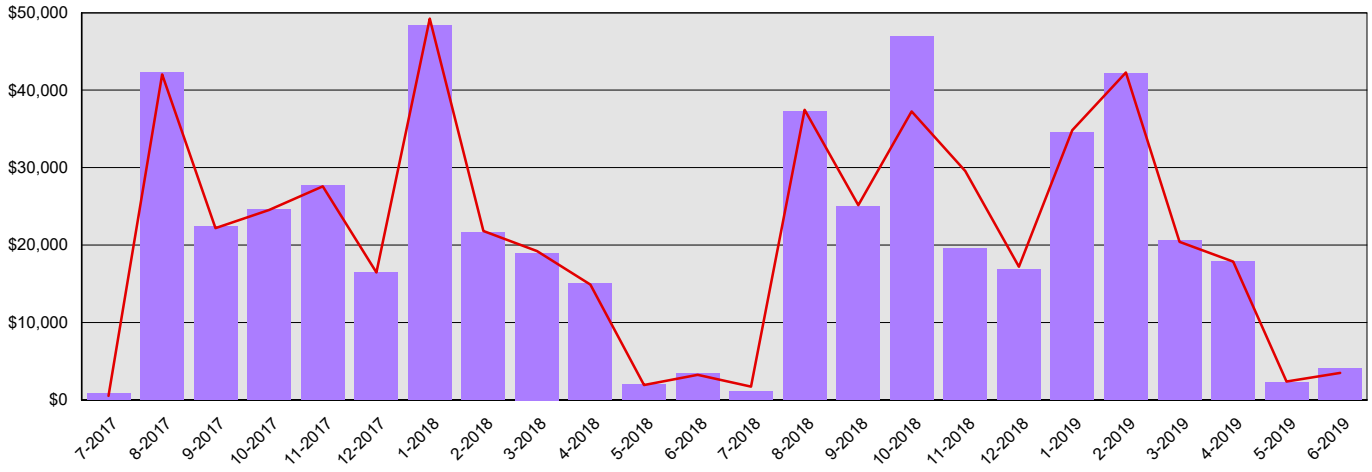


Student Achievement Council Summary Financial Report for 2017-19 Biennium to Date

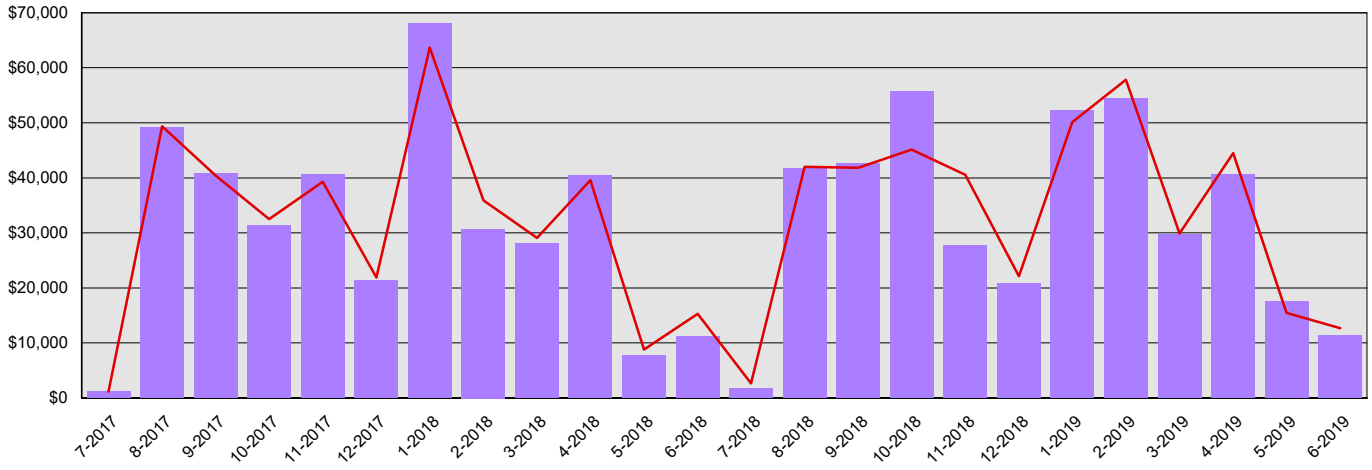
Dollars in Thousands

All Funds Variance to Date	\$15,211 Underexpenditure	1.9% Underexpenditure
-----------------------------------	----------------------------------	------------------------------

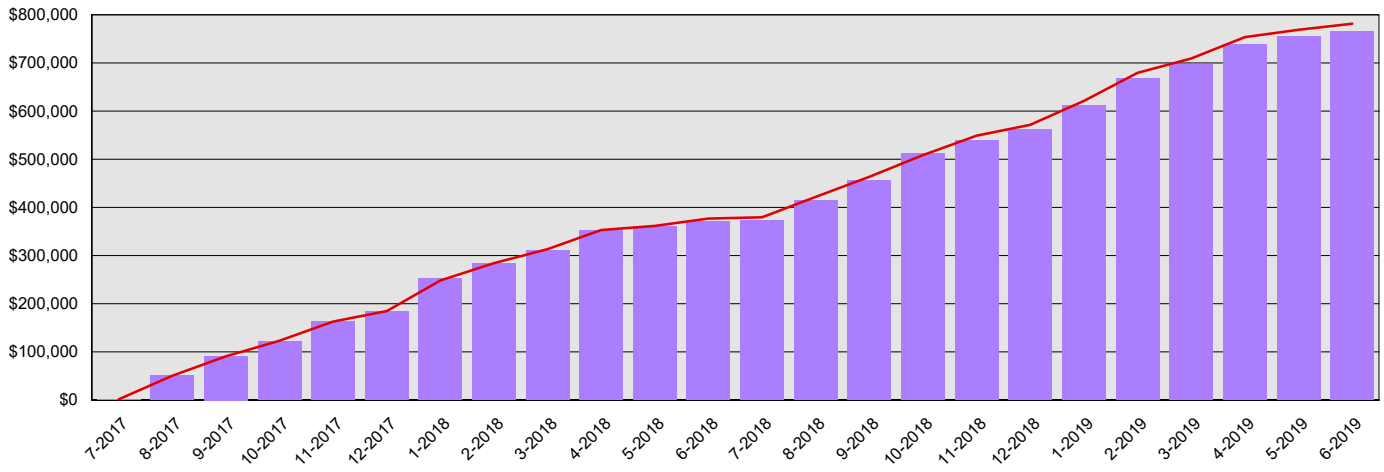
Monthly Planned vs. Actual Expenditures - GFS



Monthly Planned vs. Actual Expenditures - All Funds



Planned vs. Actual Cumulative Expenditures - All Funds



Actuals (Vertical Bars)



Estimates (line)



Student Achievement Council
Summary Financial Report for 2017-19 Biennium to Date

Dollars in Thousands

Program/Fund Expenditure Detail

Expenditures by Program	Estimate¹	Actual	Variance	% Var.
Coordination and Policy	\$18,019	\$13,360	\$4,659	25.9%
Advanced College Tuition Payment	\$13,563	\$12,575	\$988	7.3%
Student Financial Assistance	\$749,944	\$740,380	\$9,564	1.3%
College Work Study	\$0	\$0	\$0	0.0%
Total	\$781,526	\$766,315	\$15,211	1.9%
Expenditure by Fund Group	Estimate¹	Actual	Variance	% Var.
General Fund Federal	\$16,793	\$8,279	\$8,514	50.7%
General Fund Private/Local	\$817	\$168	\$649	79.4%
General Fund State	\$513,340	\$511,443	\$1,897	0.4%
Other Funds Non-Appropriated	\$20,912	\$17,356	\$3,556	17.0%
Other Funds State	\$229,664	\$229,069	\$595	0.3%
Total	\$781,526	\$766,315	\$15,211	1.9%
FTEs by Program	Estimate¹	Actual	Variance	% Var.
Coordination and Policy	63.6	65.9	(2.3)	-3.6%
Advanced College Tuition Payment	33.2	29.0	4.2	12.7%
Student Financial Assistance	19.4	12.9	6.5	33.5%
College Work Study	0.0	0.6	(0.6)	0.0%
Total	116.2	108.4	7.8	6.7%

1 Estimates include the OFM Official Allotment plus Unanticipated Receipts

2 Only includes Accounts for the Administering Agency

Negative Variance - Denotes Possible Problem

Student Achievement Council
Summary Financial Report for 2017-19 Biennium to Date

Dollars in Thousands

Fund	Revenue Detail			
	Estimate ¹	Actual	Variance	% Var.
General Fund	\$17,934	\$8,410	(\$9,524)	-53.1%
Washington College Savings Program Account	\$0	\$655	\$655	0.0%
Future Teachers Conditional Scholarship Account	\$377	\$242	(\$135)	-35.8%
Health Professionals Loan Repayment and Scholarship Program Account	\$7,112	\$6,482	(\$630)	-8.9%
State Educational Trust Fund Account	\$1,261	\$1,919	\$658	52.2%
Advanced College Tuition Payment Program Account	\$0	\$0	\$0	0.0%
Four Year Student Child Care in Higher Education Account	\$150	\$150	\$0	0.0%
Total	\$26,834	\$17,858	(\$8,976)	-33.5%

Fund Group	Revenue by Fund Group			
	Estimate ¹	Actual	Variance	% Var.
General Fund Federal	\$16,793	\$7,941	(\$8,852)	-52.7%
General Fund Private/Local	\$849	\$116	(\$733)	-86.3%
General Fund State	\$292	\$353	\$61	20.9%
Other Funds Federal	\$1,050	\$791	(\$259)	-24.7%
Other Funds State	\$7,850	\$8,658	\$808	10.3%
Total	\$26,834	\$17,859	(\$8,975)	-33.4%

Fund	Fund Balances Showing Deficits ²	
	BTD Balance	Proj. Balance
Washington College Savings Program Account	(\$552)	(\$552)

1 Estimates include the OFM Official Allotment plus Unanticipated Receipts

2 Only includes Accounts for the Administering Agency

Negative Variance - Denotes Possible Problem