

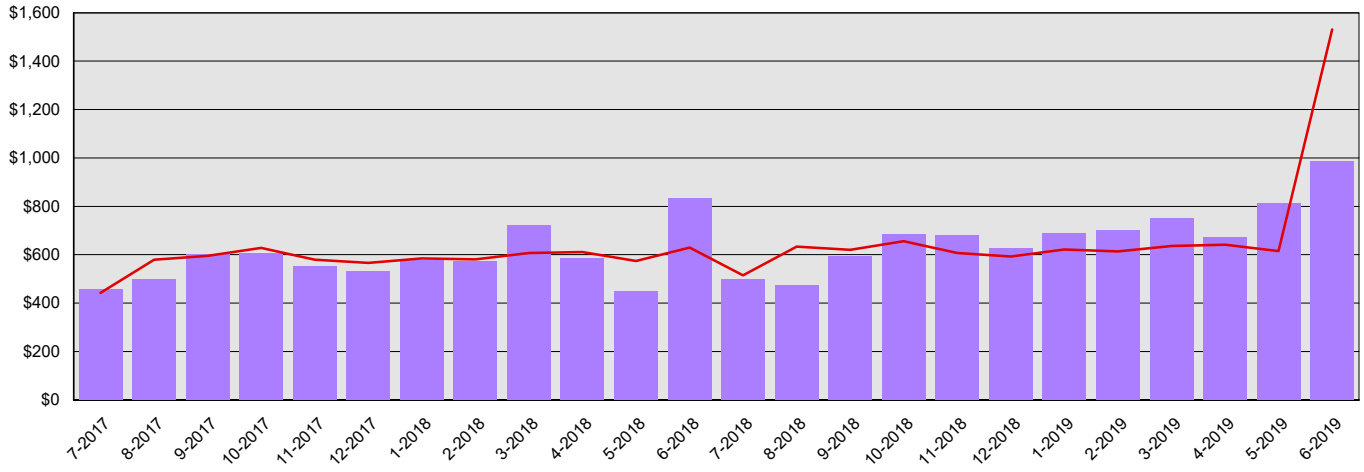
State School For The Blind

Summary Financial Report for 2017-19 Biennium to Date

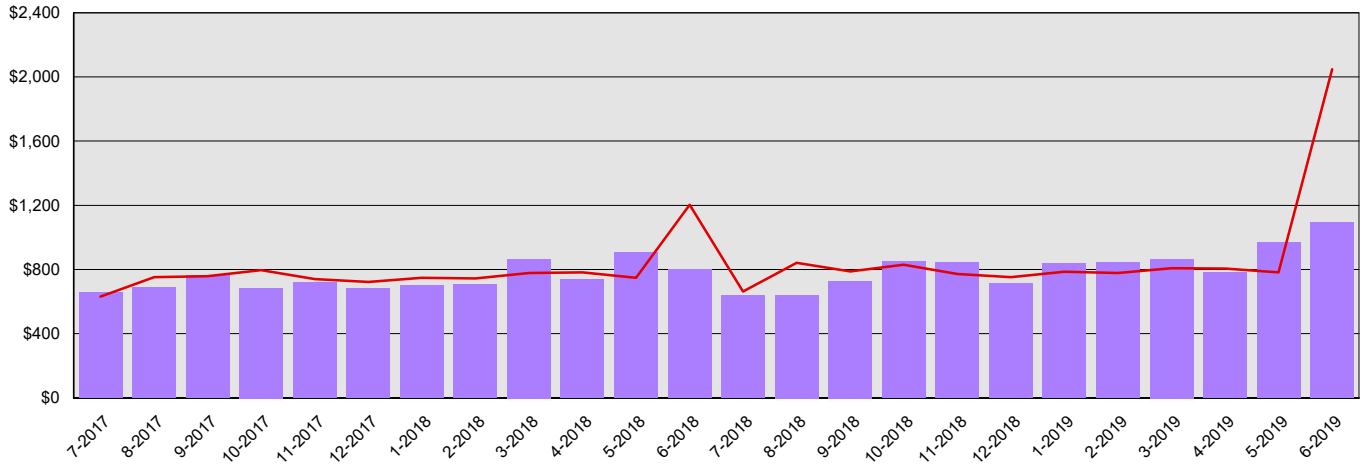
Dollars in Thousands

All Funds Variance to Date	\$1,347 Underexpenditure	6.7% Underexpenditure
----------------------------	--------------------------	-----------------------

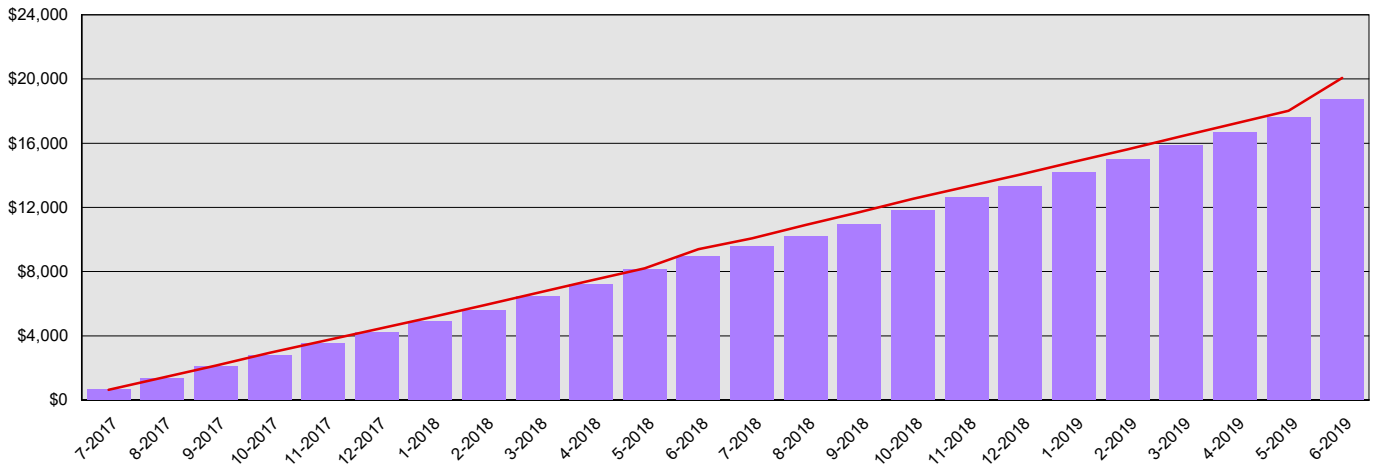
Monthly Planned vs. Actual Expenditures - GFS



Monthly Planned vs. Actual Expenditures - All Funds



Planned vs. Actual Cumulative Expenditures - All Funds



Actuals (Vertical Bars)



Estimates (line)



State School For The Blind
Summary Financial Report for 2017-19 Biennium to Date

Dollars in Thousands

Program/Fund Expenditure Detail

Expenditures by Program	Estimate¹	Actual	Variance	% Var.
State Funds	\$20,060	\$18,713	\$1,347	6.7%
Total	\$20,060	\$18,713	\$1,347	6.7%
Expenditure by Fund Group	Estimate¹	Actual	Variance	% Var.
General Fund Private/Local	\$34	\$0	\$34	100.0%
General Fund State	\$15,262	\$15,133	\$129	0.8%
Other Funds Non-Appropriated	\$4,173	\$3,284	\$889	21.3%
Other Funds State	\$591	\$296	\$295	49.9%
Total	\$20,060	\$18,713	\$1,347	6.7%
FTEs by Program	Estimate¹	Actual	Variance	% Var.
State Funds	97.9	97.6	0.3	0.3%
Total	97.9	97.6	0.3	0.3%

1 Estimates include the OFM Official Allotment plus Unanticipated Receipts

2 Only includes Accounts for the Administering Agency

Negative Variance - Denotes Possible Problem

State School For The Blind
Summary Financial Report for 2017-19 Biennium to Date

Dollars in Thousands

Fund	Revenue Detail			
	Estimate ¹	Actual	Variance	% Var.
General Fund	\$54	\$1	(\$53)	-98.1%
School for the Blind Account	\$4,770	\$3,244	(\$1,526)	-32.0%
Total	\$4,824	\$3,245	(\$1,579)	-32.7%

Fund Group	Revenue by Fund Group			
	Estimate ¹	Actual	Variance	% Var.
General Fund Private/Local	\$34	\$0	(\$34)	-100.0%
General Fund State	\$20	\$1	(\$19)	-95.0%
Other Funds Private/Local	\$4,770	\$3,243	(\$1,527)	-32.0%
Other Funds State	\$0	\$1	\$1	0.0%
Total	\$4,824	\$3,245	(\$1,579)	-32.7%

1 Estimates include the OFM Official Allotment plus Unanticipated Receipts

2 Only includes Accounts for the Administering Agency

Negative Variance - Denotes Possible Problem