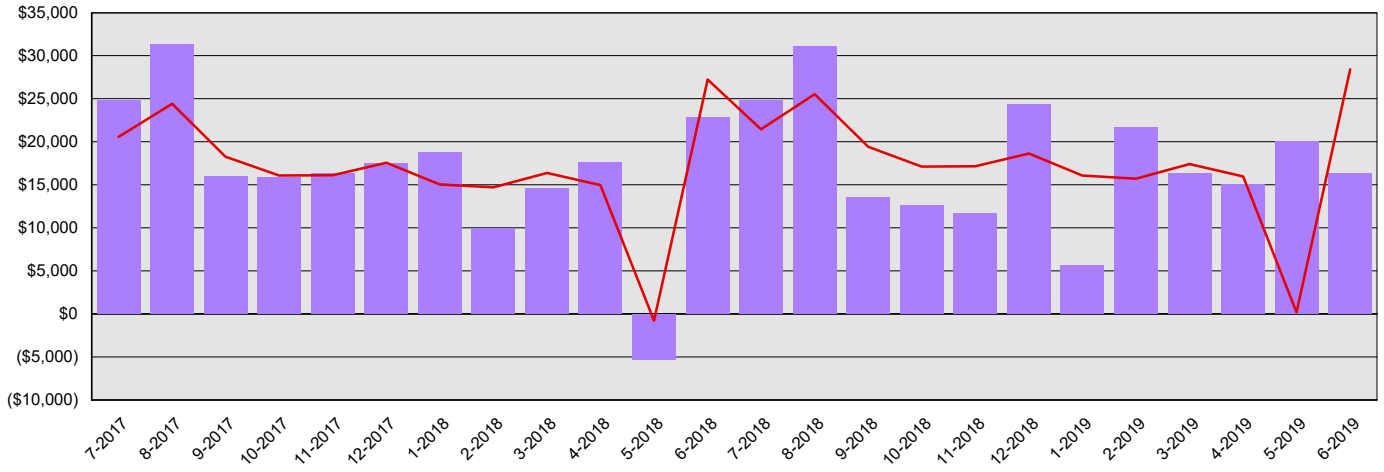


Washington State University Summary Financial Report for 2017-19 Biennium to Date

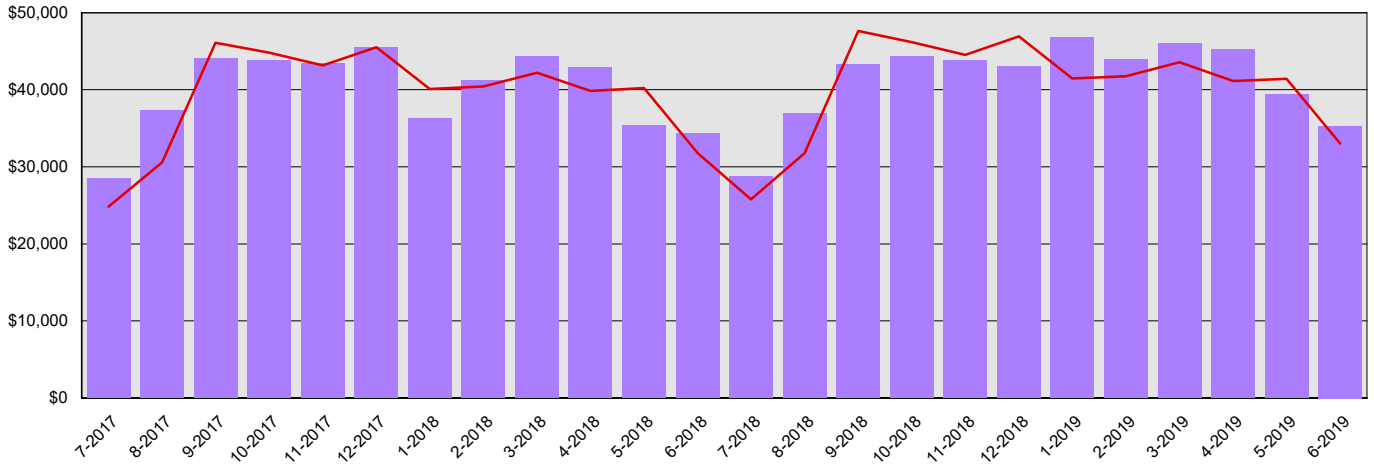
Dollars in Thousands

| | | |
|-----------------------------------|---------------------------------|-----------------------------|
| All Funds Variance to Date | \$18,714 Overexpenditure | 2.0% Overexpenditure |
|-----------------------------------|---------------------------------|-----------------------------|

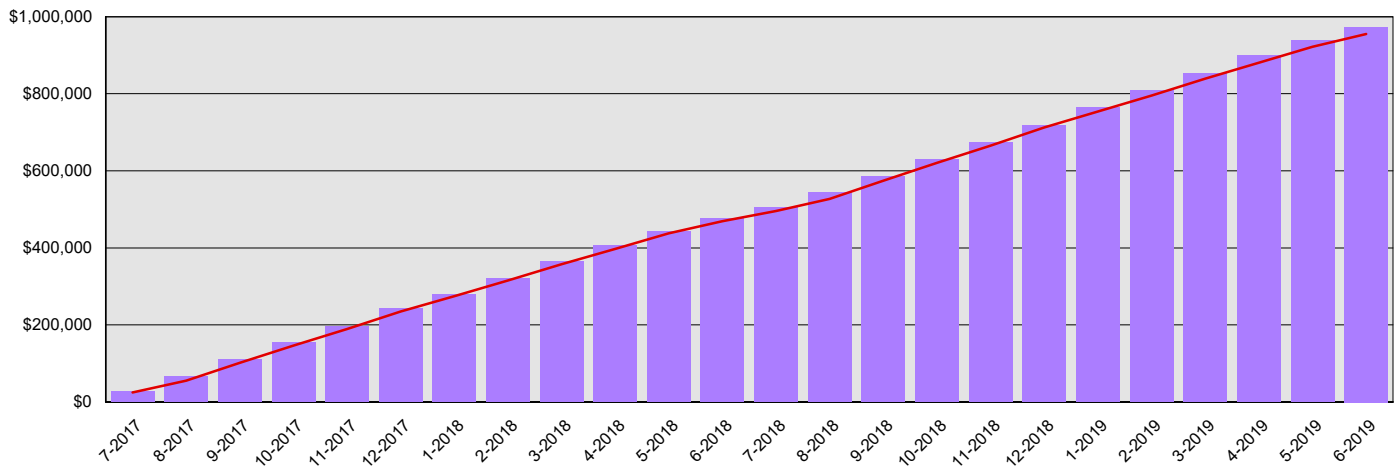
Monthly Planned vs. Actual Expenditures - GFS



Monthly Planned vs. Actual Expenditures - All Funds



Planned vs. Actual Cumulative Expenditures - All Funds



Actuals (Vertical Bars)



Estimates (line)



Washington State University
Summary Financial Report for 2017-19 Biennium to Date

Dollars in Thousands

Program/Fund Expenditure Detail

| Expenditures by Program | Estimate ¹ | Actual | Variance | % Var. |
|----------------------------------|-----------------------|------------------|-------------------|--------------|
| Instruction | \$494,686 | \$474,555 | \$20,131 | 4.1% |
| Research | \$65,837 | \$69,159 | (\$3,322) | -5.0% |
| Public Service | \$43,501 | \$42,707 | \$794 | 1.8% |
| Primary Support | \$93,126 | \$95,837 | (\$2,711) | -2.9% |
| Library | \$20,485 | \$19,190 | \$1,295 | 6.3% |
| Student Services | \$47,892 | \$46,676 | \$1,216 | 2.5% |
| Institutional Support | \$122,625 | \$124,789 | (\$2,164) | -1.8% |
| Plant Operations and Maintenance | \$66,662 | \$100,615 | (\$33,953) | -50.9% |
| Total | \$954,814 | \$973,528 | (\$18,714) | -2.0% |

| Expenditure by Fund Group | Estimate ¹ | Actual | Variance | % Var. |
|------------------------------|-----------------------|------------------|-------------------|--------------|
| General Fund State | \$413,654 | \$413,288 | \$366 | 0.1% |
| Other Funds Non-Appropriated | \$475,114 | \$494,194 | (\$19,080) | -4.0% |
| Other Funds State | \$66,046 | \$66,046 | \$0 | 0.0% |
| Total | \$954,814 | \$973,528 | (\$18,714) | -2.0% |

| FTEs by Program | Estimate ¹ | Actual | Variance | % Var. |
|----------------------------------|-----------------------|----------------|-------------|-------------|
| Instruction | 2,241.1 | 2,057.5 | 183.6 | 8.2% |
| Research | 338.3 | 300.6 | 37.7 | 11.1% |
| Public Service | 226.2 | 178.2 | 48.0 | 21.2% |
| Primary Support | 459.8 | 455.1 | 4.7 | 1.0% |
| Library | 90.5 | 108.4 | (17.9) | -19.8% |
| Student Services | 230.7 | 287.8 | (57.1) | -24.8% |
| Institutional Support | 407.7 | 367.6 | 40.1 | 9.8% |
| Plant Operations and Maintenance | 182.5 | 347.5 | (165.0) | -90.4% |
| Total | 4,176.6 | 4,102.6 | 74.1 | 1.8% |

1 Estimates include the OFM Official Allotment plus Unanticipated Receipts

2 Only includes Accounts for the Administering Agency

Negative Variance - Denotes Possible Problem

Washington State University
Summary Financial Report for 2017-19 Biennium to Date

Dollars in Thousands

| Fund | Revenue Detail | | | |
|---|-----------------------|------------------|-----------------|-------------|
| | Estimate ¹ | Actual | Variance | % Var. |
| General Fund | \$0 | \$1,182 | \$1,182 | 0.0% |
| Geothermal Account | \$0 | \$4 | \$4 | 0.0% |
| Washington State University Building Account | \$46,344 | \$43,199 | (\$3,145) | -6.8% |
| Inst of HI ED-Operating Fees Acct | \$475,114 | \$504,099 | \$28,985 | 6.1% |
| WSU Operating Fees Account | \$2,756 | \$2,756 | \$0 | 0.0% |
| Washington State University Bond Retirement Account | (\$18,312) | (\$17,045) | \$1,267 | -6.9% |
| Total | \$505,902 | \$534,195 | \$28,293 | 5.6% |

| Fund Group | Revenue by Fund Group | | | |
|---------------------------|-----------------------|------------------|-----------------|-------------|
| | Estimate ¹ | Actual | Variance | % Var. |
| General Fund State | \$0 | \$1,182 | \$1,182 | 0.0% |
| Other Funds Private/Local | \$0 | \$0 | \$0 | 0.0% |
| Other Funds State | \$505,902 | \$533,013 | \$27,111 | 5.4% |
| Total | \$505,902 | \$534,195 | \$28,293 | 5.6% |

1 Estimates include the OFM Official Allotment plus Unanticipated Receipts

2 Only includes Accounts for the Administering Agency

Negative Variance - Denotes Possible Problem