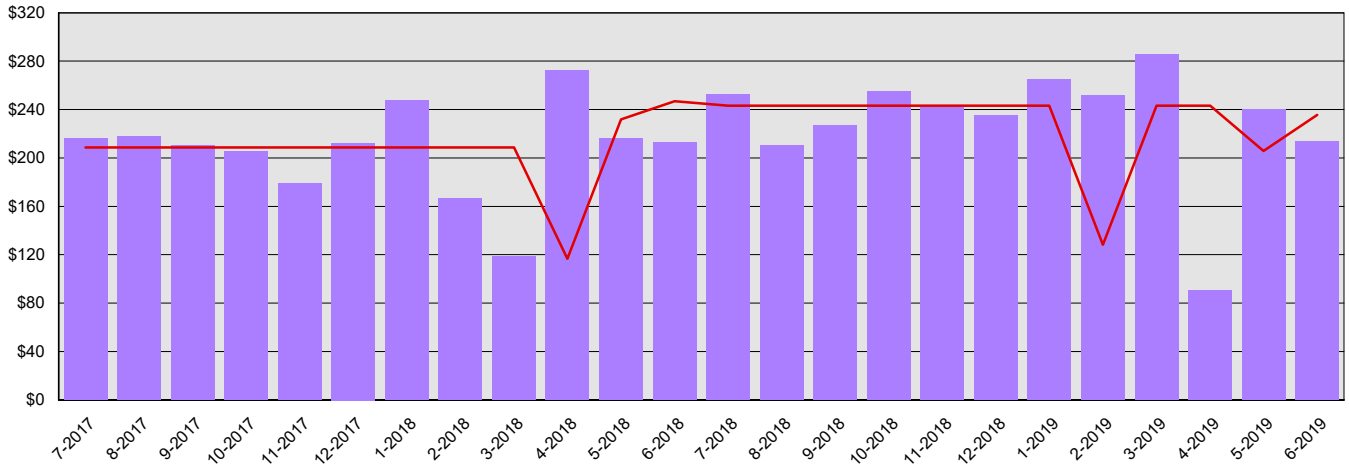


Washington State Historical Society Summary Financial Report for 2017-19 Biennium to Date

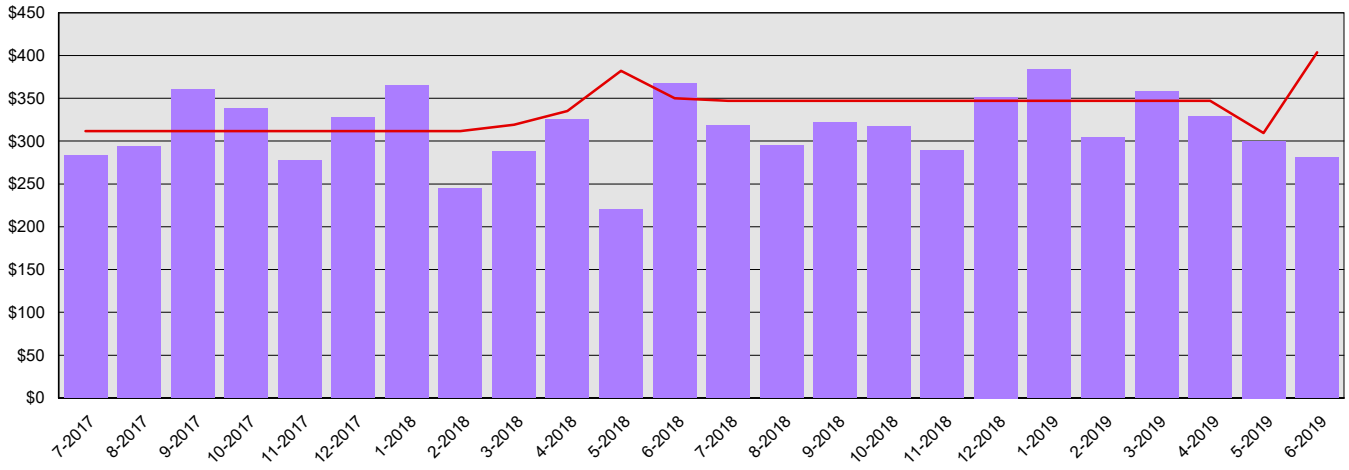
Dollars in Thousands

All Funds Variance to Date	\$526 Underexpenditure	6.5% Underexpenditure
-----------------------------------	-------------------------------	------------------------------

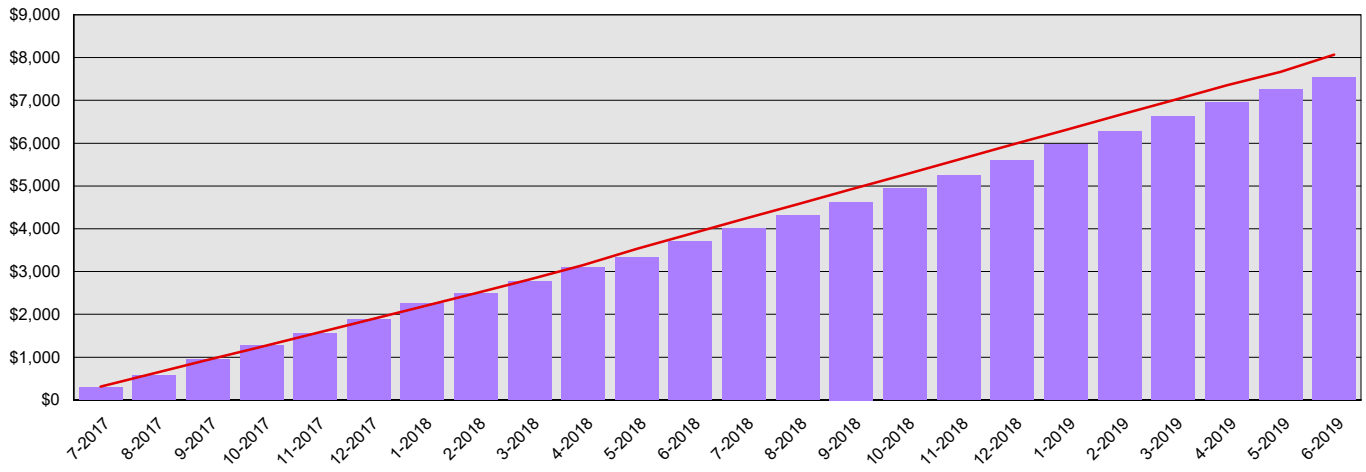
Monthly Planned vs. Actual Expenditures - GFS



Monthly Planned vs. Actual Expenditures - All Funds



Planned vs. Actual Cumulative Expenditures - All Funds



Actuals (Vertical Bars)



Estimates (line)



Washington State Historical Society
Summary Financial Report for 2017-19 Biennium to Date

Dollars in Thousands

Program/Fund Expenditure Detail

Expenditures by Program	Estimate¹	Actual	Variance	% Var.
Historical Records and Museum Services	\$8,065	\$7,539	\$526	6.5%
Total	\$8,065	\$7,539	\$526	6.5%
Expenditure by Fund Group	Estimate¹	Actual	Variance	% Var.
General Fund State	\$5,232	\$5,242	(\$10)	-0.2%
Other Funds Non-Appropriated	\$2,603	\$2,068	\$535	20.6%
Other Funds State	\$230	\$230	\$0	0.0%
Total	\$8,065	\$7,540	\$525	6.5%
FTEs by Program	Estimate¹	Actual	Variance	% Var.
Historical Records and Museum Services	34.0	31.3	2.7	7.9%
Total	34.0	31.3	2.7	7.9%

1 Estimates include the OFM Official Allotment plus Unanticipated Receipts

2 Only includes Accounts for the Administering Agency

Negative Variance - Denotes Possible Problem

Washington State Historical Society
Summary Financial Report for 2017-19 Biennium to Date

Dollars in Thousands

Fund	Revenue Detail			
	Estimate ¹	Actual	Variance	% Var.
Local Museum Account - Washington State Historical Society	\$2,484	\$2,590	\$106	4.3%
State Agency Parking Account	\$0	\$14	\$14	0.0%
Capitol Furnishings Preservation Committee Account	\$0	\$19	\$19	0.0%
Total	\$2,484	\$2,623	\$139	5.6%

Fund Group	Revenue by Fund Group			
	Estimate ¹	Actual	Variance	% Var.
Other Funds Private/Local	\$621	\$225	(\$396)	-63.8%
Other Funds State	\$1,863	\$2,398	\$535	28.7%
Total	\$2,484	\$2,623	\$139	5.6%

1 Estimates include the OFM Official Allotment plus Unanticipated Receipts

2 Only includes Accounts for the Administering Agency

Negative Variance - Denotes Possible Problem