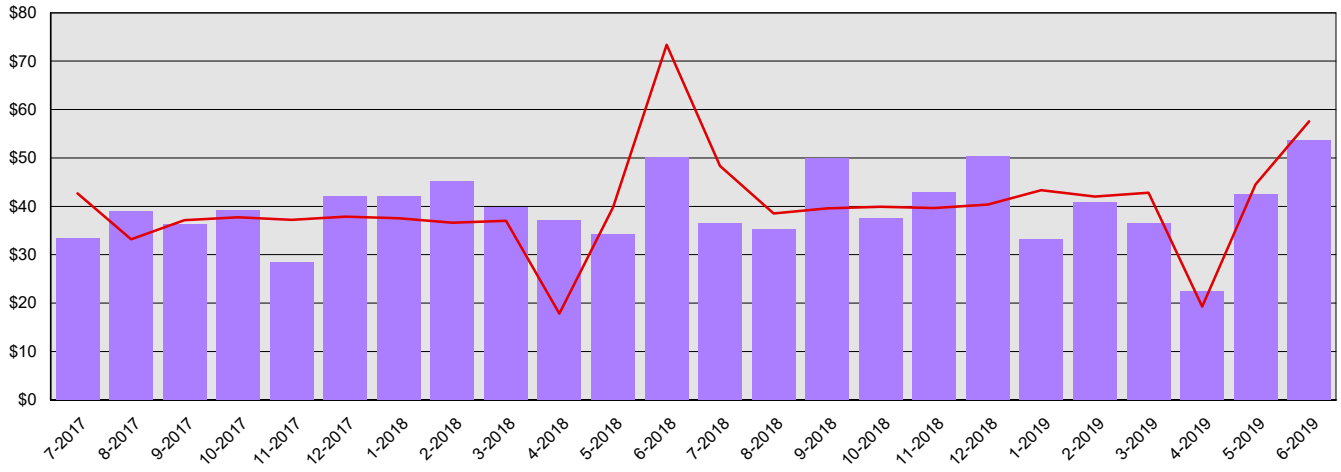


Columbia River Gorge Commission Summary Financial Report for 2017-19 Biennium to Date

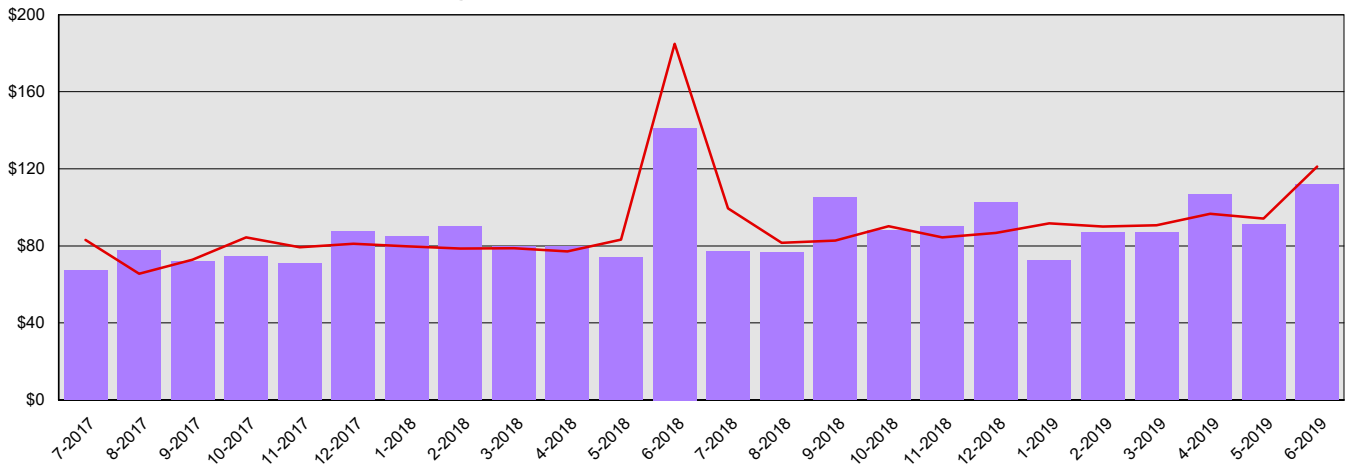
Dollars in Thousands

All Funds Variance to Date	\$64 Underexpenditure	3.0% Underexpenditure
----------------------------	-----------------------	-----------------------

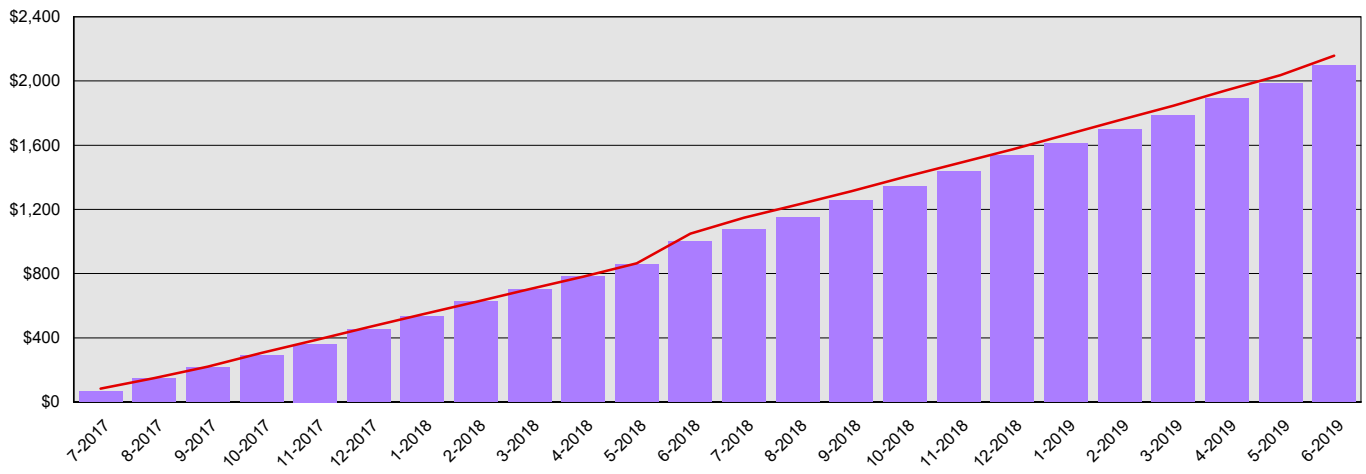
Monthly Planned vs. Actual Expenditures - GFS



Monthly Planned vs. Actual Expenditures - All Funds



Planned vs. Actual Cumulative Expenditures - All Funds



Actuals (Vertical Bars)



Estimates (line)



Columbia River Gorge Commission
Summary Financial Report for 2017-19 Biennium to Date

Dollars in Thousands

Program/Fund Expenditure Detail

Expenditures by Program	Estimate¹	Actual	Variance	% Var.
Administration	\$2,158	\$2,094	\$64	3.0%
Total	\$2,158	\$2,094	\$64	3.0%
Expenditure by Fund Group	Estimate¹	Actual	Variance	% Var.
General Fund Federal	\$15	\$15	\$0	0.0%
General Fund Private/Local	\$1,133	\$1,085	\$48	4.2%
General Fund State	\$964	\$947	\$17	1.8%
Other Funds State	\$46	\$46	\$0	0.0%
Total	\$2,158	\$2,093	\$65	3.0%
FTEs by Program	Estimate¹	Actual	Variance	% Var.
Administration	7.2	6.5	0.7	9.7%
Total	7.2	6.5	0.7	9.7%

1 Estimates include the OFM Official Allotment plus Unanticipated Receipts

2 Only includes Accounts for the Administering Agency

Negative Variance - Denotes Possible Problem

Columbia River Gorge Commission
Summary Financial Report for 2017-19 Biennium to Date

Dollars in Thousands

Fund	Revenue Detail			
	Estimate ¹	Actual	Variance	% Var.
General Fund	\$1,148	\$1,051	(\$97)	-8.4%
Total	\$1,148	\$1,051	(\$97)	-8.4%

Fund Group	Revenue by Fund Group			
	Estimate ¹	Actual	Variance	% Var.
General Fund Federal	\$15	\$15	\$0	0.0%
General Fund Private/Local	\$1,133	\$1,033	(\$100)	-8.8%
General Fund State	\$0	\$3	\$3	0.0%
Total	\$1,148	\$1,051	(\$97)	-8.4%

1 Estimates include the OFM Official Allotment plus Unanticipated Receipts

2 Only includes Accounts for the Administering Agency

Negative Variance - Denotes Possible Problem