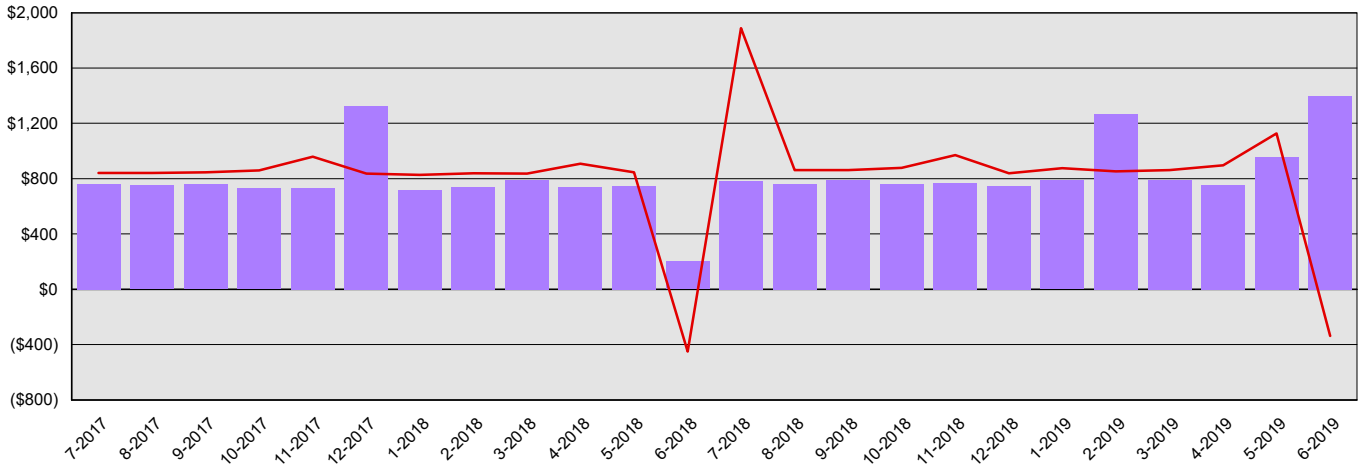


# State Parks and Recreation Commission Summary Financial Report for 2017-19 Biennium to Date

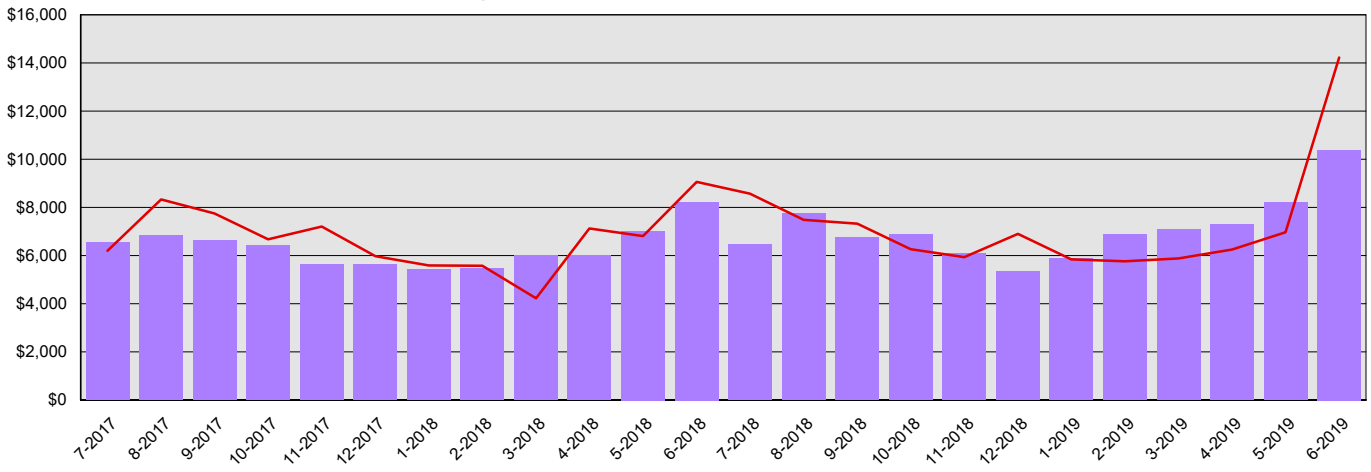
Dollars in Thousands

All Funds Variance to Date	\$7,205 Underexpenditure	4.3% Underexpenditure
----------------------------	--------------------------	-----------------------

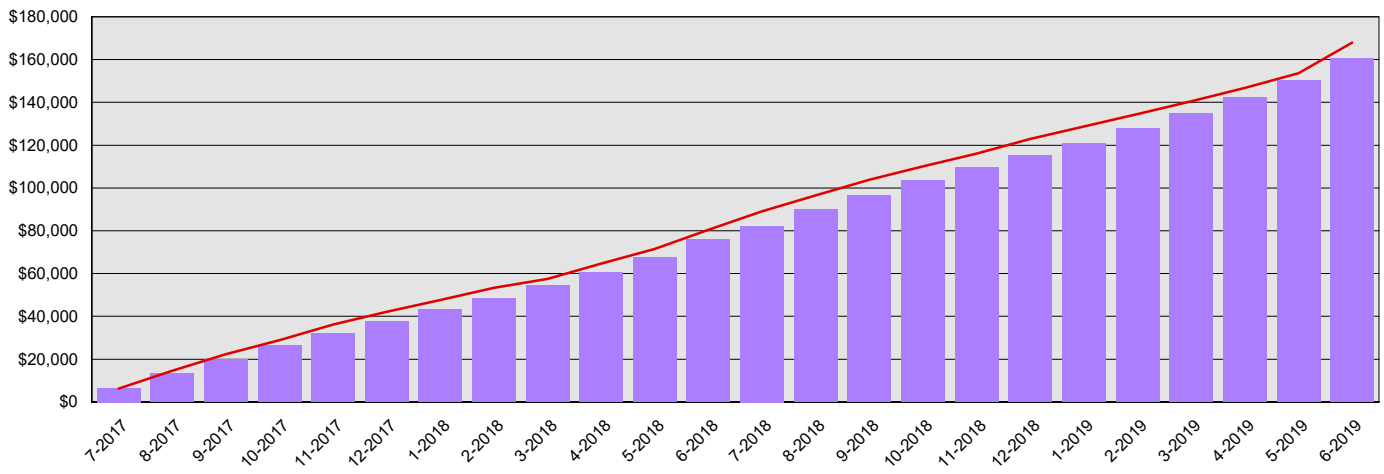
**Monthly Planned vs. Actual Expenditures - GFS**



**Monthly Planned vs. Actual Expenditures - All Funds**



**Planned vs. Actual Cumulative Expenditures - All Funds**



Actuals (Vertical Bars)



Estimates (line)



7/30/2019

**State Parks and Recreation Commission**  
**Summary Financial Report for 2017-19 Biennium to Date**

Dollars in Thousands

**Program/Fund Expenditure Detail**

<b>Expenditures by Program</b>	<b>Estimate<sup>1</sup></b>	<b>Actual</b>	<b>Variance</b>	<b>% Var.</b>
Administration and Agency Support	\$24,300	\$22,296	\$2,004	8.2%
Park Development Service Center	\$18,618	\$16,120	\$2,498	13.4%
Park Operations and Management	\$108,290	\$106,012	\$2,278	2.1%
Special Recreational Programs	\$16,662	\$14,837	\$1,825	11.0%
Suspense	\$0	\$1,401	(\$1,401)	0.0%
<b>Total</b>	<b>\$167,870</b>	<b>\$160,666</b>	<b>\$7,204</b>	<b>4.3%</b>

<b>Expenditure by Fund Group</b>	<b>Estimate<sup>1</sup></b>	<b>Actual</b>	<b>Variance</b>	<b>% Var.</b>
General Fund Federal	\$6,977	\$6,532	\$445	6.4%
General Fund State	\$19,571	\$19,551	\$20	0.1%
Other Funds Private/Local	\$615	\$359	\$256	41.6%
Other Funds Non-Appropriated	\$3,658	\$2,505	\$1,153	31.5%
Other Funds State	\$137,050	\$131,719	\$5,331	3.9%
<b>Total</b>	<b>\$167,871</b>	<b>\$160,666</b>	<b>\$7,205</b>	<b>4.3%</b>

<b>FTEs by Program</b>	<b>Estimate<sup>1</sup></b>	<b>Actual</b>	<b>Variance</b>	<b>% Var.</b>
Administration and Agency Support	74.1	71.6	2.5	3.4%
Park Development Service Center	52.0	53.2	(1.2)	-2.3%
Park Operations and Management	538.5	536.0	2.5	0.5%
Special Recreational Programs	16.8	17.2	(0.4)	-2.4%
<b>Total</b>	<b>681.5</b>	<b>677.9</b>	<b>3.4</b>	<b>0.5%</b>

1 Estimates include the OFM Official Allotment plus Unanticipated Receipts

2 Only includes Accounts for the Administering Agency

Negative Variance - Denotes Possible Problem

**State Parks and Recreation Commission**  
**Summary Financial Report for 2017-19 Biennium to Date**

Dollars in Thousands

**Revenue Detail**

Fund	Estimate <sup>1</sup>	Actual	Variance	% Var.
General Fund	\$10,331	\$6,710	(\$3,621)	-35.0%
Winter Recreation Program Account	\$3,293	\$2,232	(\$1,061)	-32.2%
Snowmobile Account	\$0	\$42	\$42	0.0%
Parkland Acquisition Account	\$2,000	\$0	(\$2,000)	-100.0%
State Building Construction Account	\$0	\$48	\$48	0.0%
Park Land Trust Revolving Account	\$3,999	\$4,021	\$22	0.6%
Boating Safety Education Certification Account	\$782	\$564	(\$218)	-27.9%
State Wildlife Account	\$3,999	\$4,021	\$22	0.6%
Parks Improvement Account	\$500	\$1,102	\$602	120.4%
Recreation Access Pass Account	(\$33,060)	(\$30,679)	\$2,381	-7.2%
Parks Renewal and Stewardship Account	\$100,355	\$99,621	(\$734)	-0.7%
<b>Total</b>	<b>\$92,199</b>	<b>\$87,682</b>	<b>(\$4,517)</b>	<b>-4.9%</b>

**Revenue by Fund Group**

Fund Group	Estimate <sup>1</sup>	Actual	Variance	% Var.
General Fund Federal	\$10,331	\$6,697	(\$3,634)	-35.2%
General Fund State	\$0	\$13	\$13	0.0%
Other Funds Private/Local	\$2,318	\$650	(\$1,668)	-72.0%
Other Funds State	\$79,550	\$80,324	\$774	1.0%
<b>Total</b>	<b>\$92,199</b>	<b>\$87,684</b>	<b>(\$4,515)</b>	<b>-4.9%</b>

1 Estimates include the OFM Official Allotment plus Unanticipated Receipts

2 Only includes Accounts for the Administering Agency

Negative Variance - Denotes Possible Problem