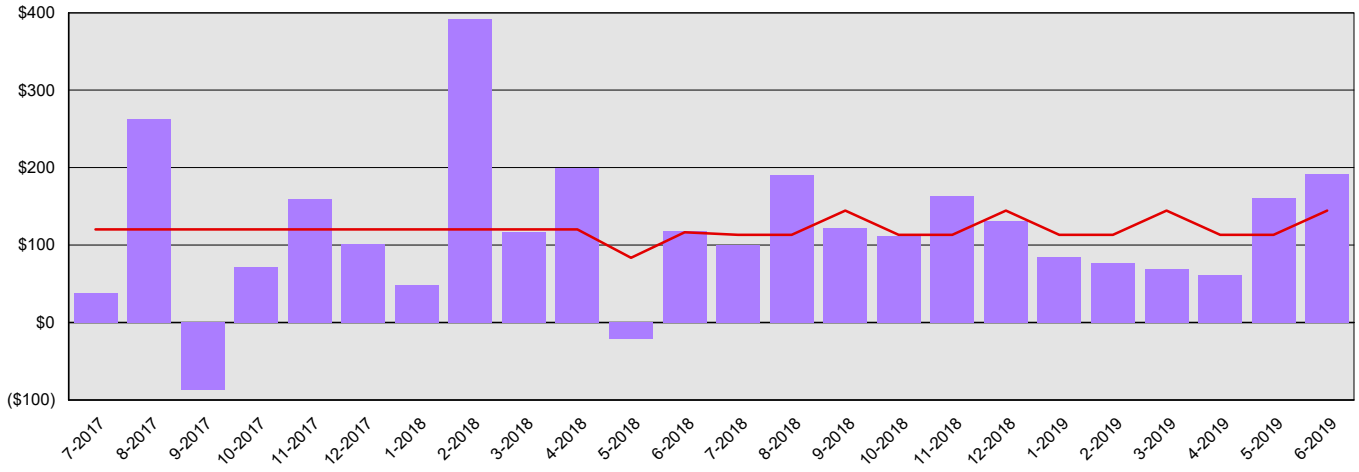


Recreation and Conservation Funding Board Summary Financial Report for 2017-19 Biennium to Date

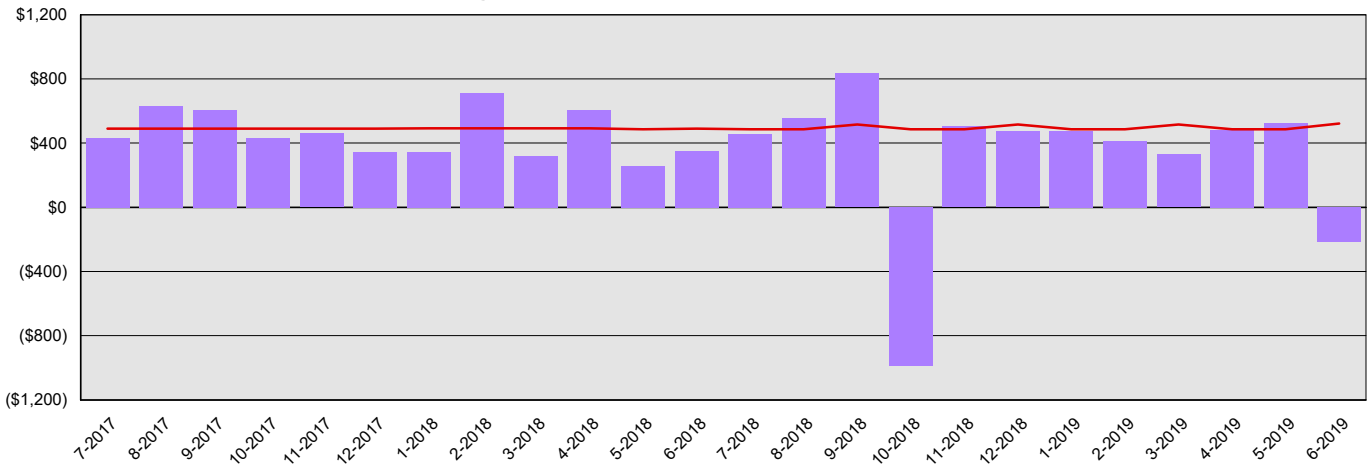
Dollars in Thousands

All Funds Variance to Date	\$2,493 Underexpenditure	21.0% Underexpenditure
----------------------------	--------------------------	------------------------

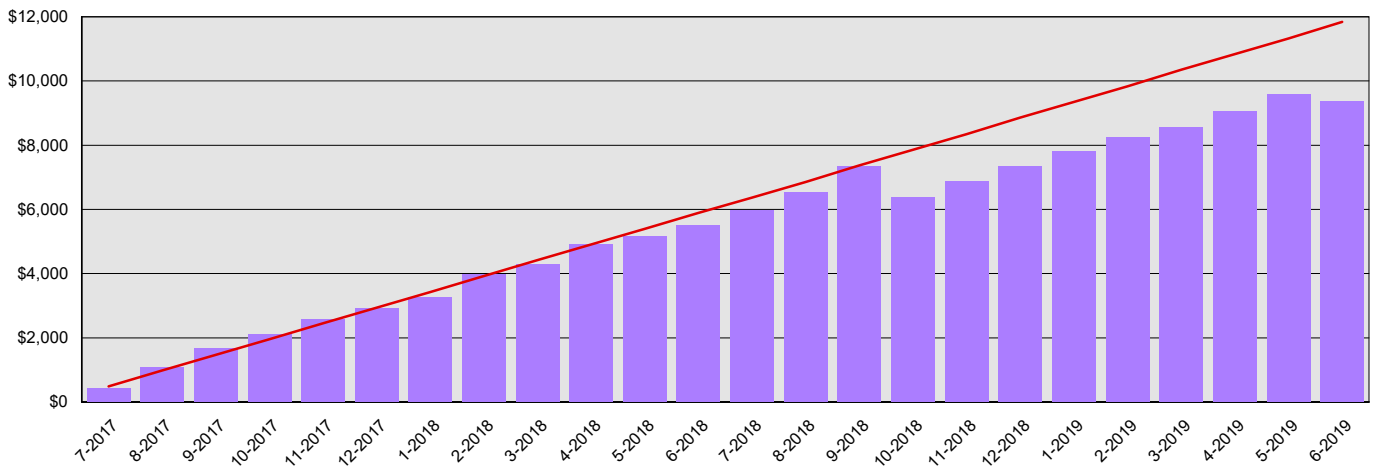
Monthly Planned vs. Actual Expenditures - GFS



Monthly Planned vs. Actual Expenditures - All Funds



Planned vs. Actual Cumulative Expenditures - All Funds



Actuals (Vertical Bars)



Estimates (line)



**Recreation and Conservation Funding Board
Summary Financial Report for 2017-19 Biennium to Date**

Dollars in Thousands

Program/Fund Expenditure Detail

Expenditures by Program		Estimate¹	Actual	Variance	% Var.
Operations		\$11,844	\$9,351	\$2,493	21.0%
	Total	\$11,844	\$9,351	\$2,493	21.0%
Expenditure by Fund Group		Estimate¹	Actual	Variance	% Var.
General Fund Federal		\$3,642	\$1,631	\$2,011	55.2%
General Fund Private/Local		\$24	\$2	\$22	91.7%
General Fund State		\$2,884	\$2,862	\$22	0.8%
Other Funds Non-Appropriated		\$21	\$10	\$11	52.4%
Other Funds State		\$5,273	\$4,847	\$426	8.1%
	Total	\$11,844	\$9,352	\$2,492	21.0%
FTEs by Program		Estimate¹	Actual	Variance	% Var.
Operations		19.6	24.1	(4.5)	-23.0%
	Total	19.6	24.1	(4.5)	-23.0%

1 Estimates include the OFM Official Allotment plus Unanticipated Receipts

2 Only includes Accounts for the Administering Agency

Negative Variance - Denotes Possible Problem

Recreation and Conservation Funding Board
Summary Financial Report for 2017-19 Biennium to Date

Dollars in Thousands

Fund	Revenue Detail			
	Estimate ¹	Actual	Variance	% Var.
General Fund	\$61,904	\$41,333	(\$20,571)	-33.2%
Outdoor Recreation Account	\$0	\$221	\$221	0.0%
Firearms Range Account	\$0	(\$14)	(\$14)	0.0%
Habitat Conservation Account	\$0	\$32	\$32	0.0%
Total	\$61,904	\$41,572	(\$20,332)	-32.8%

Fund Group	Revenue by Fund Group			
	Estimate ¹	Actual	Variance	% Var.
General Fund Federal	\$61,880	\$41,331	(\$20,549)	-33.2%
General Fund Private/Local	\$24	\$0	(\$24)	-100.0%
General Fund State	\$0	\$2	\$2	0.0%
Other Funds State	\$0	\$240	\$240	0.0%
Total	\$61,904	\$41,573	(\$20,331)	-32.8%

1 Estimates include the OFM Official Allotment plus Unanticipated Receipts

2 Only includes Accounts for the Administering Agency

Negative Variance - Denotes Possible Problem