

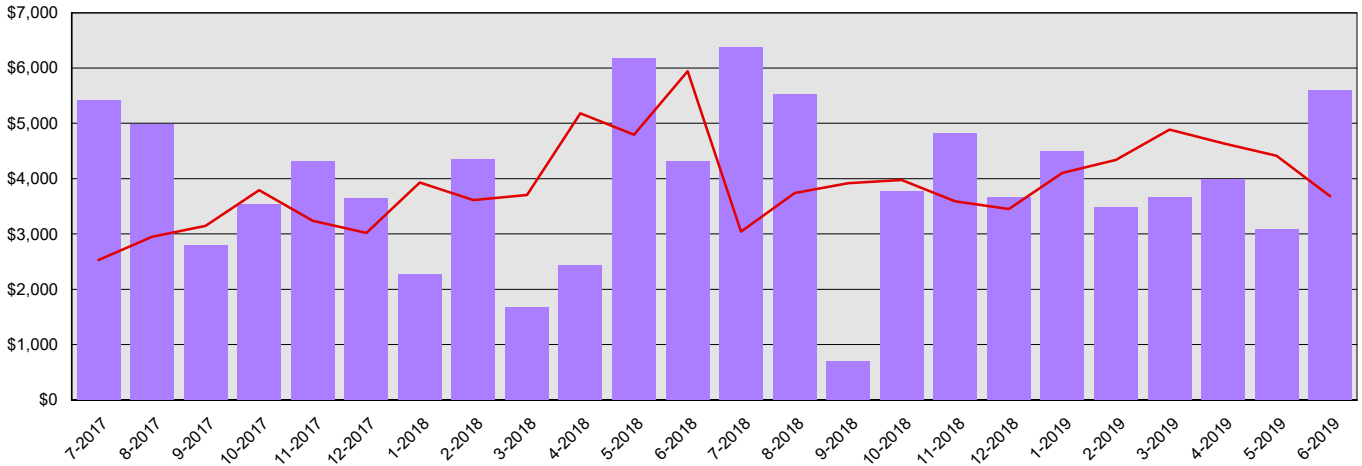
Department of Fish and Wildlife

Summary Financial Report for 2017-19 Biennium to Date

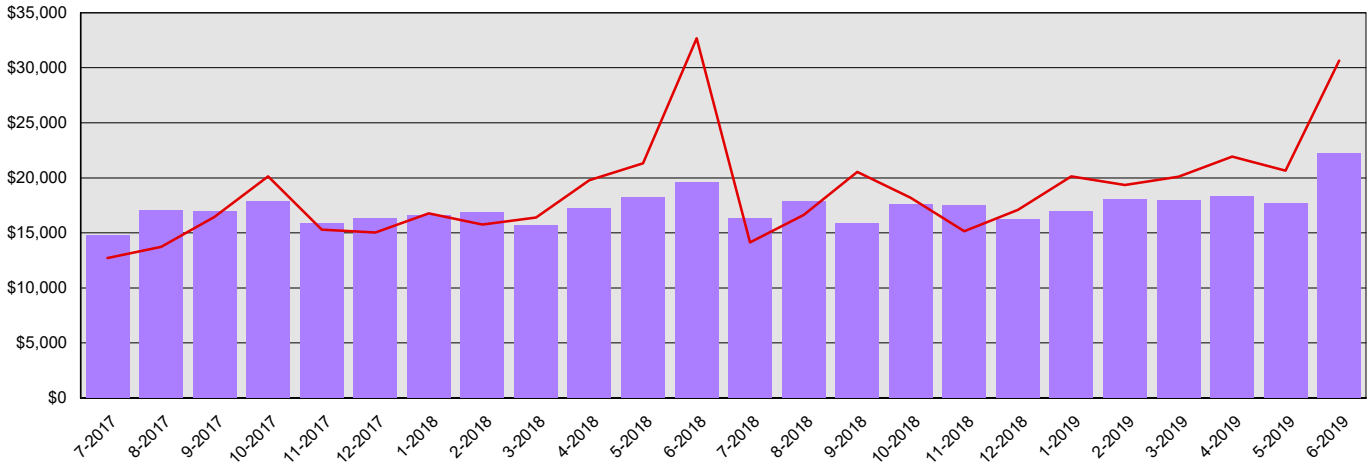
Dollars in Thousands

All Funds Variance to Date	\$34,925 Underexpenditure	7.8% Underexpenditure
-----------------------------------	----------------------------------	------------------------------

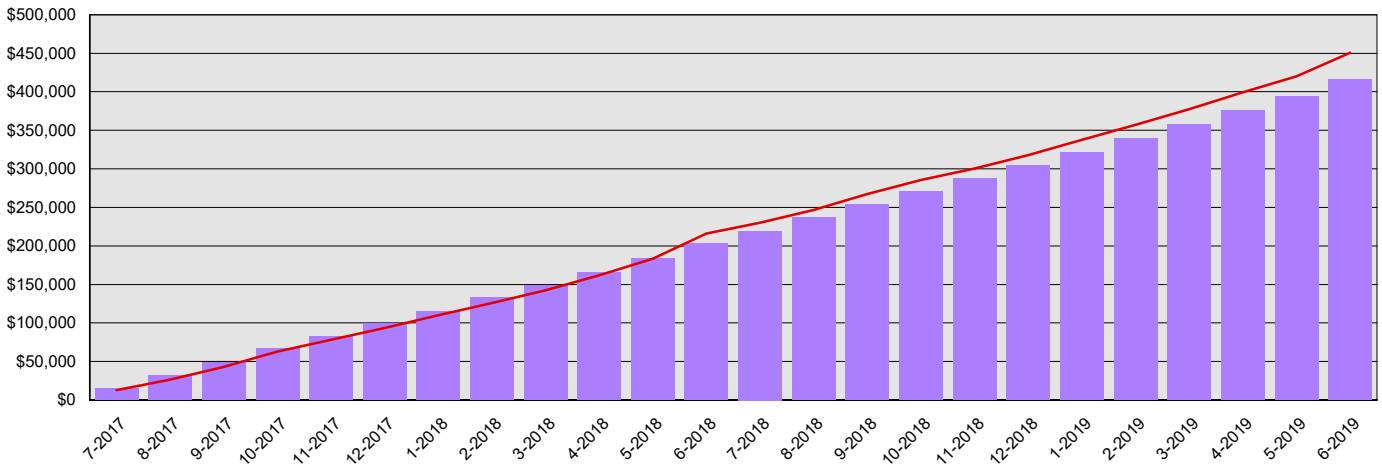
Monthly Planned vs. Actual Expenditures - GFS



Monthly Planned vs. Actual Expenditures - All Funds



Planned vs. Actual Cumulative Expenditures - All Funds



Actuals (Vertical Bars)



Estimates (line)



Department of Fish and Wildlife
Summary Financial Report for 2017-19 Biennium to Date

Dollars in Thousands

Program/Fund Expenditure Detail

Expenditures by Program	Estimate¹	Actual	Variance	% Var.
Business Services	\$85,828	\$79,778	\$6,050	7.0%
Enforcement	\$45,768	\$43,393	\$2,375	5.2%
Habitat	\$47,273	\$38,757	\$8,516	18.0%
Wildlife	\$85,650	\$76,099	\$9,551	11.2%
Fish	\$176,188	\$166,662	\$9,526	5.4%
Capital and Asset Management Program	\$9,823	\$10,916	(\$1,093)	-11.1%
Total	\$450,530	\$415,605	\$34,925	7.8%

Expenditure by Fund Group	Estimate¹	Actual	Variance	% Var.
General Fund Federal	\$130,369	\$113,854	\$16,515	12.7%
General Fund Private/Local	\$63,920	\$53,416	\$10,504	16.4%
General Fund State	\$93,634	\$95,013	(\$1,379)	-1.5%
Other Funds Federal	\$5,506	\$2,014	\$3,492	63.4%
Other Funds Private/Local	\$3,573	\$1,946	\$1,627	45.5%
Other Funds Non-Appropriated	\$10,976	\$9,998	\$978	8.9%
Other Funds State	\$142,552	\$139,365	\$3,187	2.2%
Total	\$450,530	\$415,606	\$34,924	7.8%

FTEs by Program	Estimate¹	Actual	Variance	% Var.
Business Services	176.5	241.9	(65.4)	-37.1%
Enforcement	165.7	170.0	(4.3)	-2.6%
Habitat	201.6	185.6	16.0	7.9%
Wildlife	248.0	293.6	(45.6)	-18.4%
Fish	819.3	815.7	3.6	0.4%
Capital and Asset Management Program	19.6	28.7	(9.1)	-46.4%
Total	1,630.6	1,735.5	(104.8)	-6.4%

1 Estimates include the OFM Official Allotment plus Unanticipated Receipts

2 Only includes Accounts for the Administering Agency

Negative Variance - Denotes Possible Problem

Department of Fish and Wildlife
Summary Financial Report for 2017-19 Biennium to Date

Dollars in Thousands

Revenue Detail

Fund	Estimate ¹	Actual	Variance	% Var.
General Fund	\$197,189	\$169,164	(\$28,025)	-14.2%
ORV & Nonhighway Vehicle Account	\$0	\$0	\$0	0.0%
Aquatic Lands Enhancement Account	\$0	\$23	\$23	0.0%
Recreational Fisheries Enhancement	\$2,567	\$2,935	\$368	14.3%
State Building Construction Account	\$0	\$412	\$412	0.0%
Salmon Recovery Account	\$0	\$1	\$1	0.0%
Warm Water Game Fish Account	\$2,553	\$2,798	\$245	9.6%
Fish & Wildlife Enforcement Reward Account	\$759	\$569	(\$190)	-25.0%
Eastern Washington Pheasant Enhancement Account	\$537	\$579	\$42	7.8%
Washington Coastal Crab Pot Buoy Tag Account	\$179	\$228	\$49	27.4%
Aquatic Invasive Species Enforcement Account	\$0	\$0	\$0	0.0%
Aquatic Invasive Species Prevention Account	\$0	\$0	\$0	0.0%
State Wildlife Account	\$93,670	\$94,940	\$1,270	1.4%
Special Wildlife Account	\$7,397	\$6,197	(\$1,200)	-16.2%
Rockfish Research Account	\$376	\$423	\$47	12.5%
Wildlife Rehabilitation Account	\$0	\$0	\$0	0.0%
Ballast Water and Biofouling Management Account	\$6	\$34	\$28	466.7%
Biotoxin Account	\$2,155	\$1,974	(\$181)	-8.4%
Columbia River Recreational Salmon and Steelhead Endorsement Program Account	\$3,038	\$2,677	(\$361)	-11.9%
Hydraulic Project Approval Account	\$5	\$5	\$0	0.0%
Environmental Legacy Stewardship Account	\$0	\$0	\$0	0.0%
Wolf-Livestock Conflict Account	\$100	\$37	(\$63)	-63.0%
Regional Fisheries Enhancement Salmonid Recovery Account	\$5,001	\$1,811	(\$3,190)	-63.8%
Regional Fisheries Enhancement Group Account	\$2,015	\$2,175	\$160	7.9%
Oil Spill Prevention Account	\$0	\$2	\$2	0.0%
Aquatic Invasive Species Management Account	\$618	\$33	(\$585)	-94.7%
Fish and Wildlife Federal Lands Revolving Account	\$100	\$0	(\$100)	-100.0%
Recreation Access Pass Account	\$17,675	\$13,993	(\$3,682)	-20.8%
Coastal Crab Account	\$69	\$63	(\$6)	-8.7%
Puget Sound Crab Pot Buoy Tag Account	\$51	\$64	\$13	25.5%
Fish and Wildlife Equipment Revolving Account	\$2,509	\$1,884	(\$625)	-24.9%
Oyster Reserve Land Account	\$400	\$351	(\$49)	-12.3%
Total	\$338,969	\$303,372	(\$35,597)	-10.5%

Revenue by Fund Group

Fund Group	Estimate ¹	Actual	Variance	% Var.
General Fund Federal	\$130,369	\$116,099	(\$14,270)	-10.9%
General Fund Private/Local	\$63,920	\$51,983	(\$11,937)	-18.7%
General Fund State	\$2,900	\$1,081	(\$1,819)	-62.7%
Other Funds Federal	\$6,606	\$2,805	(\$3,801)	-57.5%
Other Funds Private/Local	\$5,473	\$2,302	(\$3,171)	-57.9%
Other Funds State	\$129,699	\$129,102	(\$597)	-0.5%
Total	\$338,967	\$303,372	(\$35,595)	-10.5%

1 Estimates include the OFM Official Allotment plus Unanticipated Receipts

2 Only includes Accounts for the Administering Agency

Negative Variance - Denotes Possible Problem

Department of Fish and Wildlife
Summary Financial Report for 2017-19 Biennium to Date

Dollars in Thousands

Fund Balances Showing Deficits ²

Fund	BTD Balance	Proj. Balance
Aquatic Invasive Species Prevention Account	\$0	\$0
Columbia River Recreational Salmon and Steelhead Endorsement Program Account	(\$90)	(\$90)
Hydraulic Project Approval Account	\$0	\$0
Regional Fisheries Enhancement Salmonid Recovery Account	(\$83)	(\$83)
Sea Cucumber Dive Fishery Account	(\$3)	(\$3)
Sea Urchin Dive Fishery Account	\$0	\$0
Fish and Wildlife Equipment Revolving Account	(\$432)	(\$432)

1 Estimates include the OFM Official Allotment plus Unanticipated Receipts

2 Only includes Accounts for the Administering Agency

Negative Variance - Denotes Possible Problem