

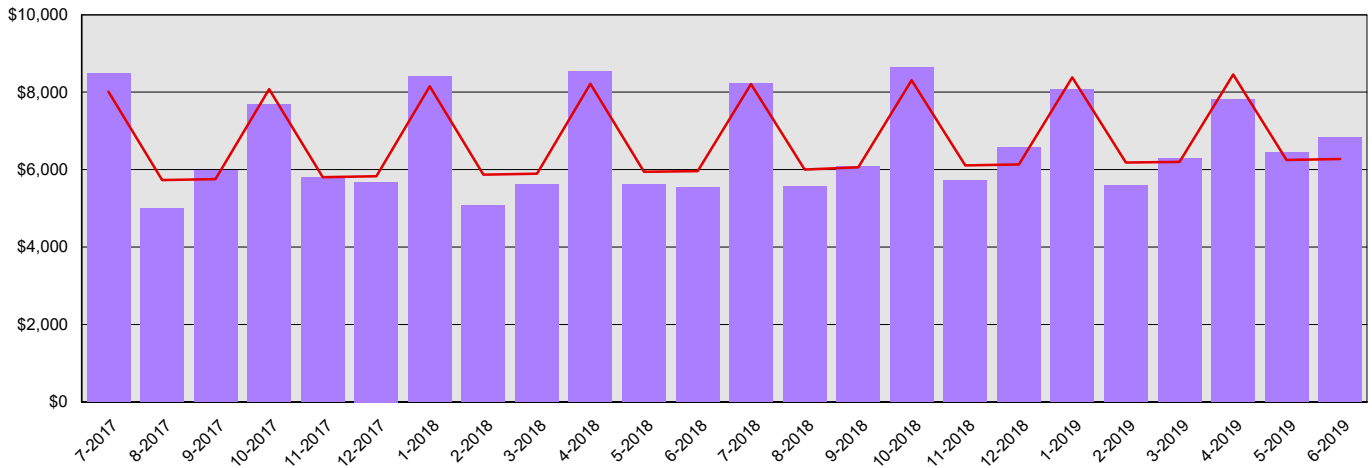
Contributions to Retirement Systems

Summary Financial Report for 2017-19 Biennium to Date

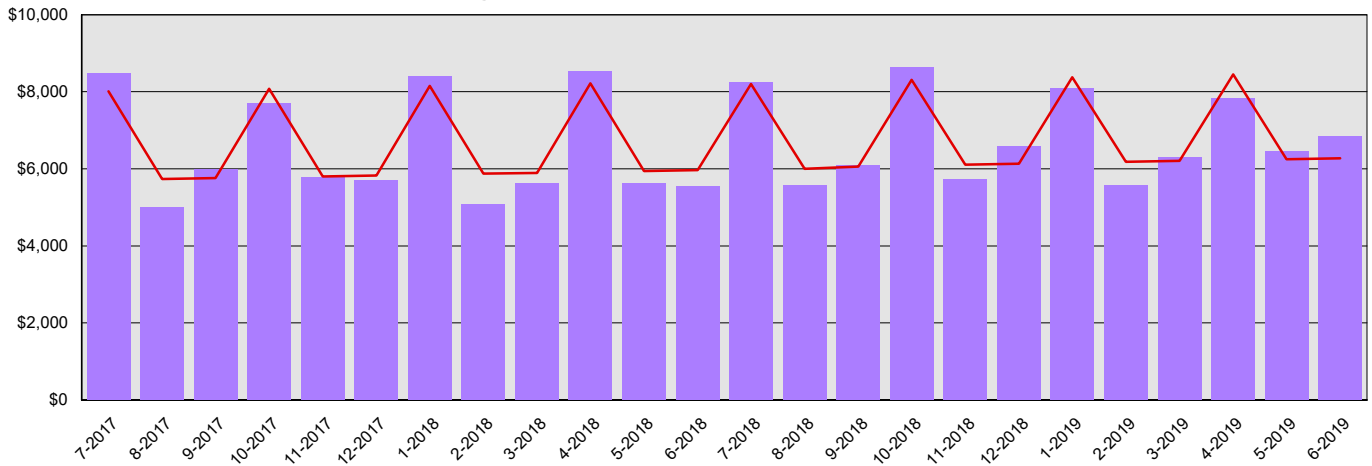
Dollars in Thousands

All Funds Variance to Date	\$2,588 Underexpenditure	1.6% Underexpenditure
----------------------------	--------------------------	-----------------------

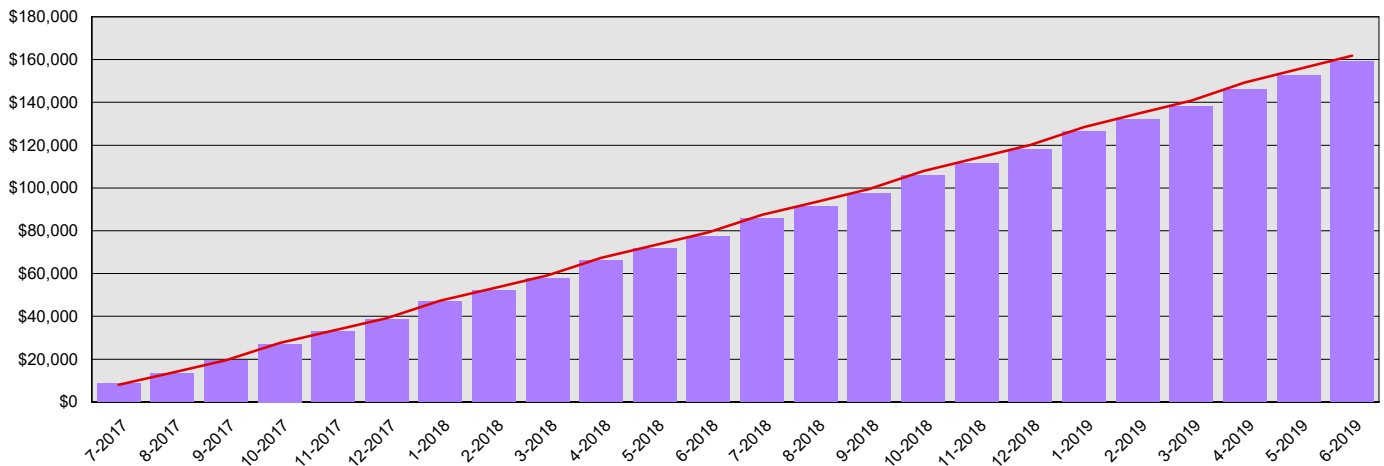
Monthly Planned vs. Actual Expenditures - GFS



Monthly Planned vs. Actual Expenditures - All Funds



Planned vs. Actual Cumulative Expenditures - All Funds



Actuals (Vertical Bars)



Estimates (line)



7/30/2019

Contributions to Retirement Systems
Summary Financial Report for 2017-19 Biennium to Date

Dollars in Thousands

		Program/Fund Expenditure Detail			
Expenditures by Program		Estimate¹	Actual	Variance	% Var.
Law Enforcement Officers and Firefighters Retirement		\$143,700	\$141,112	\$2,588	1.8%
Judicial Retirement System		\$17,100	\$17,100	\$0	0.0%
Judges Retirement System		\$1,000	\$1,000	\$0	0.0%
	Total	\$161,800	\$159,212	\$2,588	1.6%
Expenditure by Fund Group		Estimate¹	Actual	Variance	% Var.
General Fund State		\$161,800	\$159,212	\$2,588	1.6%
	Total	\$161,800	\$159,212	\$2,588	1.6%

1 Estimates include the OFM Official Allotment plus Unanticipated Receipts

2 Only includes Accounts for the Administering Agency

Negative Variance - Denotes Possible Problem