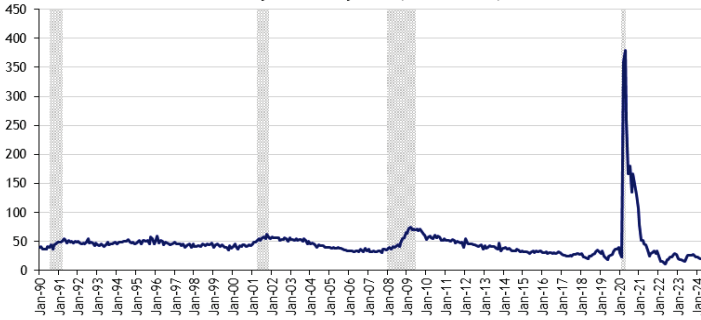
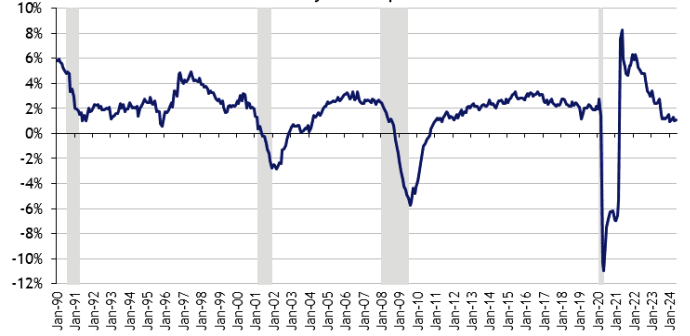


## June 2024 Select Leading Economic Indicators

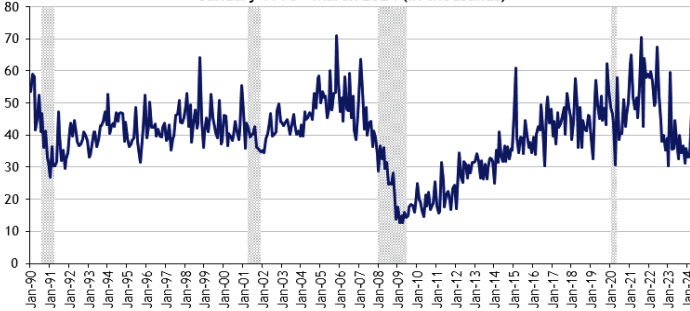
**Initial Claims for Unemployment Insurance in Washington State**  
January 1990 - May 2024 (in thousands)



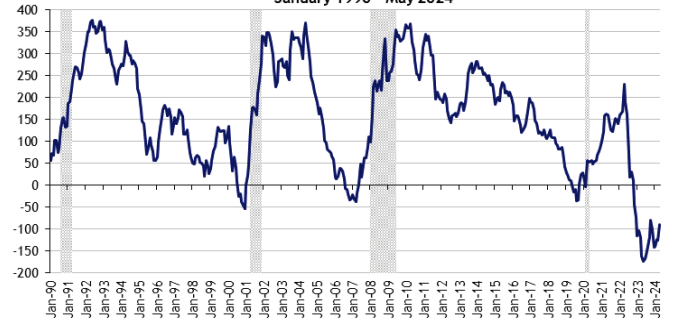
**Year-over-Year Employment Growth in Washington State**  
January 1990 - April 2024



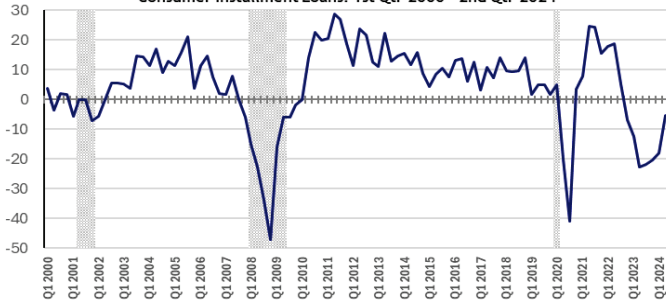
**Housing Units Authorized by Building Permits in Washington State**  
January 1990 - March 2024 (in thousands)



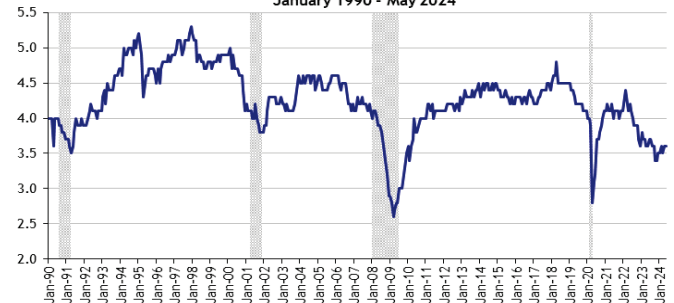
**10-Year Treasury Note and 3-Month Treasury Bill Interest Rate Spread**  
January 1990 - May 2024



**Net Percentage of U.S. Lenders Reporting Increased Willingness to Make Consumer Installment Loans: 1st Qtr 2000 - 2nd Qtr 2024**



**Average Manufacturing Overtime Hours Per Week in the U.S.**  
January 1990 - May 2024



**Pending Home Sales Index for the U.S.**  
January 2001 - Apr 2024



**Aruoba-Diebold-Scotti Business Conditions Index**  
January 1, 2007 - June 8, 2024

