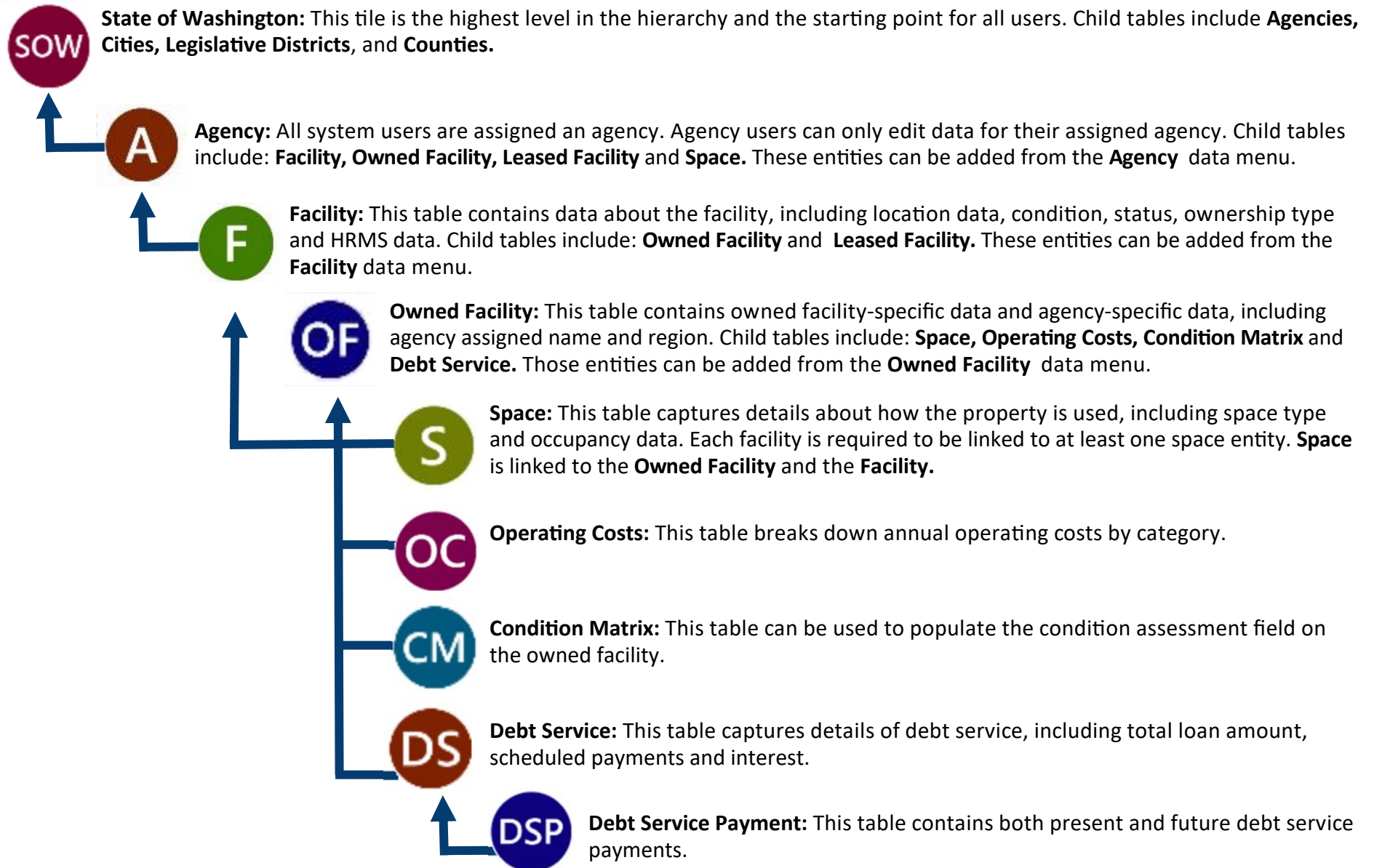


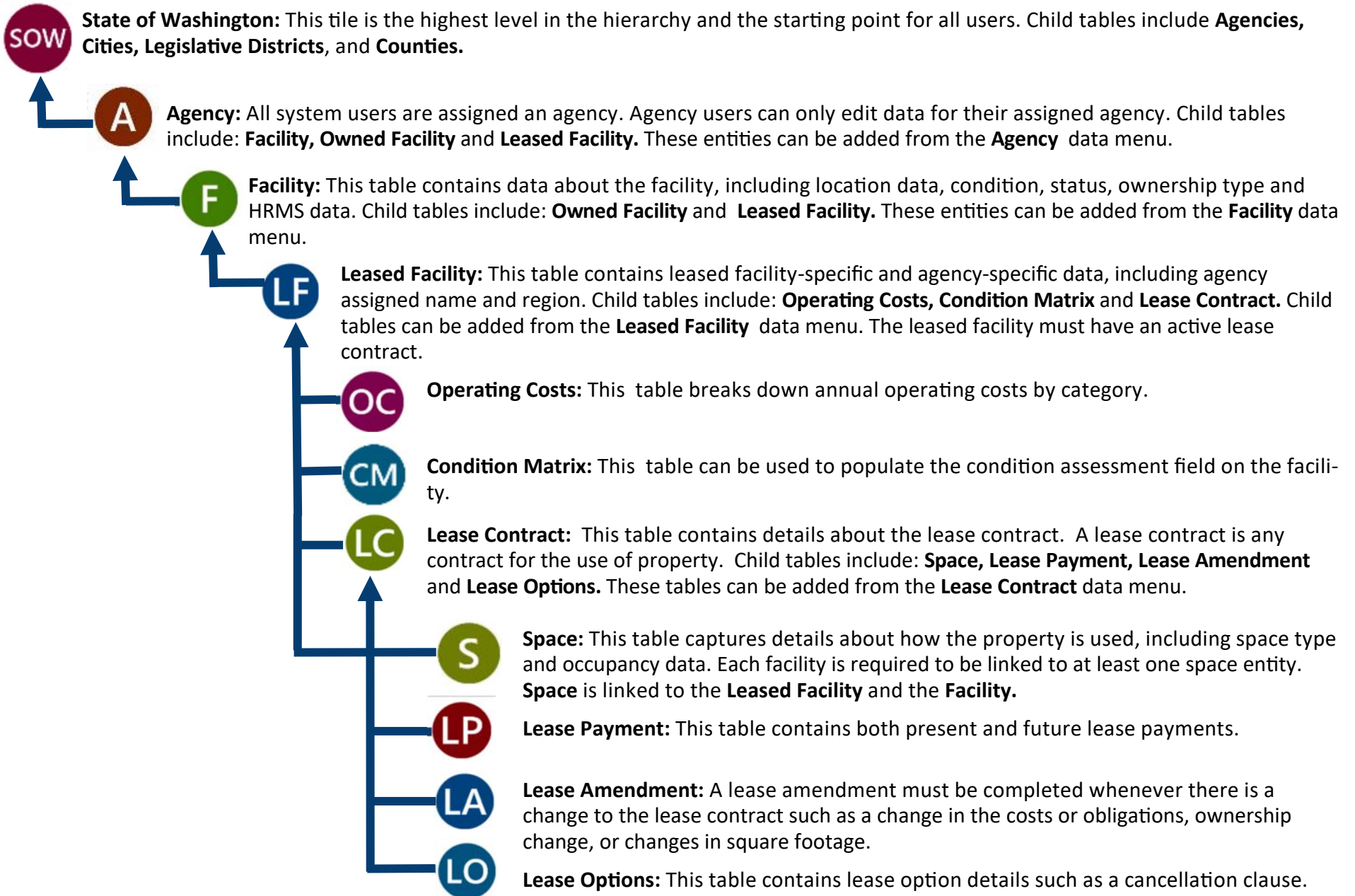


# FPMT Table Hierarchy Guide - Owned Facilities





# FPMT Table Hierarchy Guide - Leased Facilities

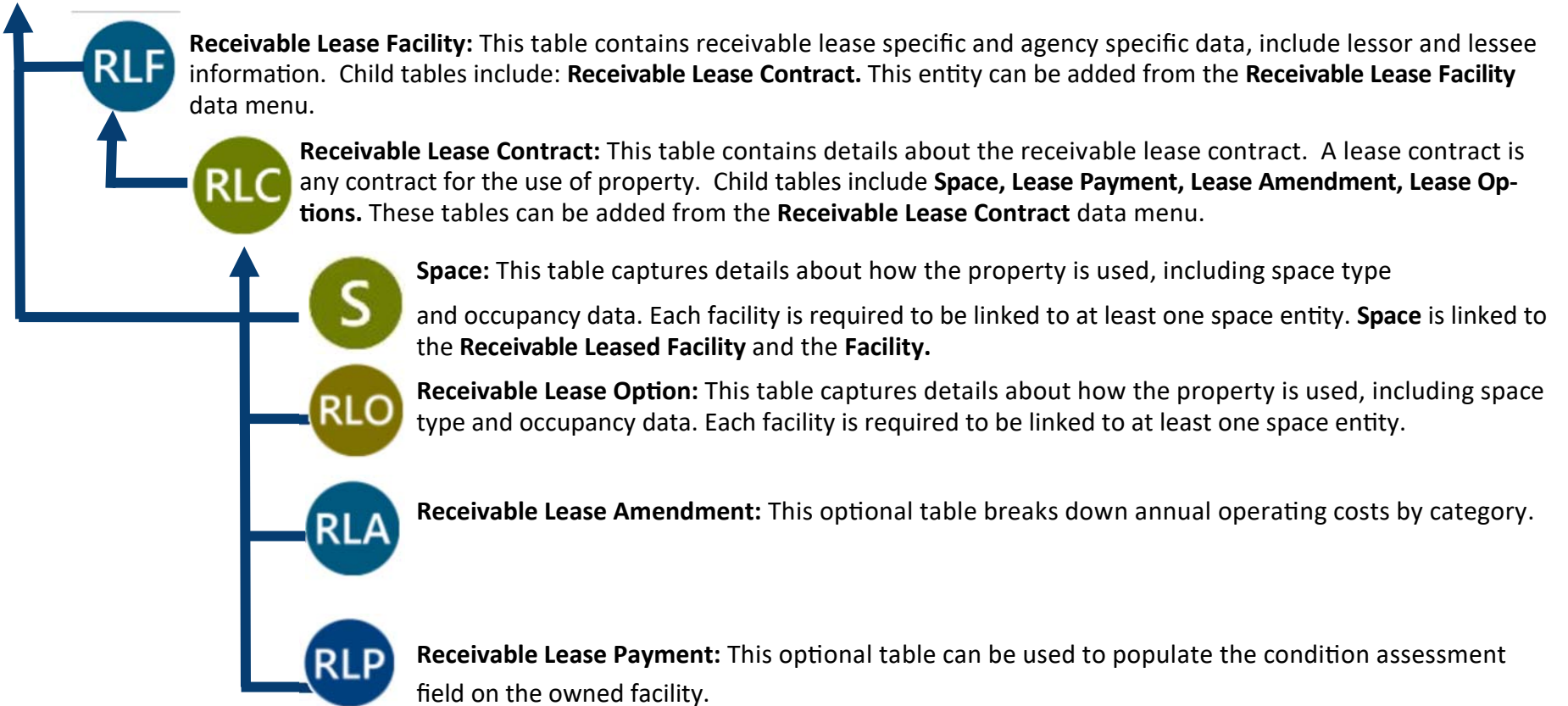




# FPMT Table Hierarchy Guide - Receivable Leased Facility on Owned Facilities

**F**

**Facility:** This table contains data about the facility, including location data, condition, status, ownership type and HRMS data. Child tables include: **Owned Facility, Leased Facility, Receivable Leased Facility.** These entities can be added from the **Facility** data menu.





# FPMT Table Hierarchy Guide - Receivable Leased Facility on Leased Facilities

**F**

**Facility:** This table contains data about the facility, including location data, condition, status, ownership type and HRMS data. Child tables include: **Owned Facility, Leased Facility, Receivable Leased Facility**. These entities can be added from the **Facility** data menu.

**LC**

**Lease Contract:** The lease contract on the facility is the **Master Lease Contract**. The **Receivable Lease Contract** must be linked to the **Master Lease Contract**. Receivable Leased Space entities will be linked to the Master Contract as well. **The Receivable Leased Facility is not linked to the Lease Contract.**

**RLF**

**Receivable Lease Facility:** This table contains receivable lease specific and agency specific data, include lessor and lessee information. Child tables include: **Receivable Lease Contract**. This entity can be added from the **Receivable Lease Facility** data menu. **The Receivable Leased Facility is not linked to the Lease Contract.**

**RLC**

**Receivable Lease Contract:** This table contains details about the receivable lease contract. A lease contract is any contract for the use of property. Child tables include **Space, Lease Payment, Lease Amendment, Lease Options**. These tables can be added from the **Receivable Lease Contract** data menu.

**S**

**Space:** This table captures details about how the property is used, including space type and occupancy data. A receivable lease contract is required to be linked to at least one space entity. **Space** is linked to the **Receivable Leased Facility, Receivable Lease Contract, Master Lease Contract** and the **Facility**.

**RLO**

**Receivable Lease Option:** This table captures details about how the property is used, including space type and occupancy data. Each facility is required to be linked to at least one space entity.

**RLA**

**Receivable Lease Amendment:** This optional table breaks down annual operating costs by category.

**RLP**

**Receivable Lease Payment:** This optional table can be used to populate the condition assessment field on the owned facility.