

This document will guide you through creating a WA.gov account and registering your account with the Population Estimate System (PES). A WA.gov account is required to access PES.

If you already have a WA.gov account and your name precisely matches the name shown in the New User email from pop.estimate@ofm.wa.gov, you can go to our [PES User Guide](#) and follow steps 1-3 to get into PES.

You must have a valid email address prior to creating your account. WA.gov needs to send a code in order for you to verify your email.

Create a WA.gov account – and accessing PES

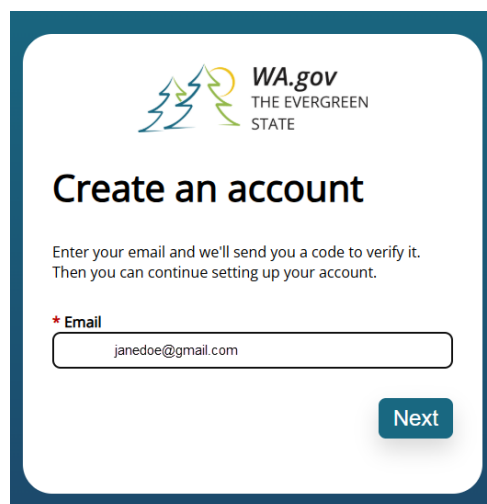
1. Start a browser session.
2. Provide the URL for accessing PES.

https://manage.login.wa.gov/create?return_url=https://pop.ofm.wa.gov/

Note: You will automatically be redirected to WA.gov

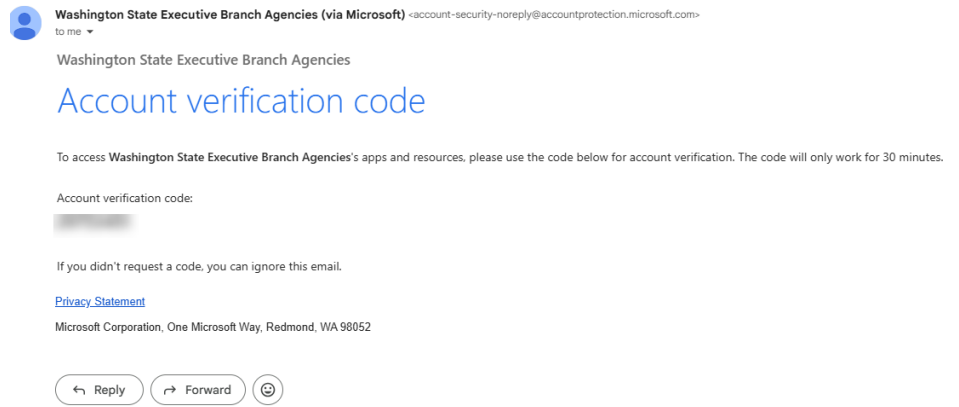
3. Provide your email address where you'll receive a validation code.

Note: your email must be unique to you and not shared by other users.

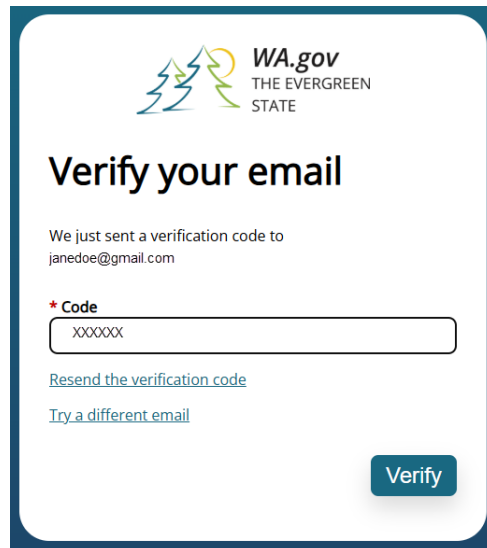


The screenshot shows the 'Create an account' page on WA.gov. At the top left is the WA.gov logo with the text 'THE EVERGREEN STATE'. The main heading is 'Create an account'. Below this, it says 'Enter your email and we'll send you a code to verify it. Then you can continue setting up your account.' There is a text input field labeled '* Email' with the placeholder text 'janedoe@gmail.com'. A blue 'Next' button is located at the bottom right of the form area.

3. Check your email for a verification code sent to you from WA.gov
4. Copy the code to be provided to WA.gov for validation.



5. Go the WA.gov 'Verify your email' page.
6. Paste the verification code, copied from your email, in the required code box.



7. Provide your First Name and Last Name.

Note: This must be the exact same spelling as OFM has on record for you and should match the New User email you received from OFM.

If you don't find it in your Inbox, check your Junk Mail folder.



WA.gov
THE EVERGREEN
STATE

Enter your name

We recommend using your legal name.

* First Name
Jane

* Last Name
Doe

Next

Dear Jane Doe

Welcome, an account to the Office of Financial Management's (OFM) Population Estimate System (PES) has been created for you.

Access to the Population and Estimate Survey (PES) application requires a Wa.Gov account. Your Wa.Gov account must have the following information we have on record for you:

- Jane Doe
- janedoe@gmail.com

To create your Wa.Gov account, follow the instructions in the [Setting up your Wa.Gov Account and Registering with PES](#) Job Aid on the [OFM April 1 page](#).

Once you have created your account, you can login to the PES Application (<https://pop.ofm.wa.gov>) using your Wa.Gov account.

PES allows you to access:

- The Housing Unit and Population Survey (Form A) – during the reporting period
- Reports and information for your city
- Estimate review information
- OFM contact information

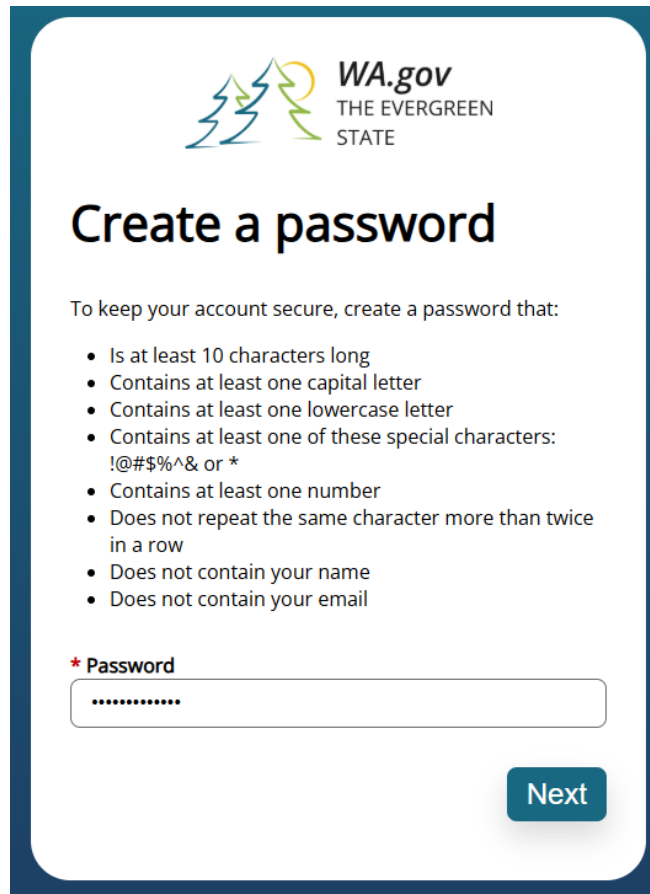
If you have questions about accessing PES, the Form A reporting process, or the April 1 estimate process, please visit the [April 1 information page](#), or contact your OFM analyst [Wei Gu](#), (360) 974-9296.


Thank you,

Mike Mohrman
State Demographer
Washington State Office of Financial Management

The intended To recipients were: kruppuser@gmail.com The intended CC recipients were: townofkrupp@gmail.com, wei.gu@ofm.wa.gov The intended BCC recipients were:

8. Provide a password that meets the password criteria.



 **WA.gov**
THE EVERGREEN STATE

Create a password

To keep your account secure, create a password that:

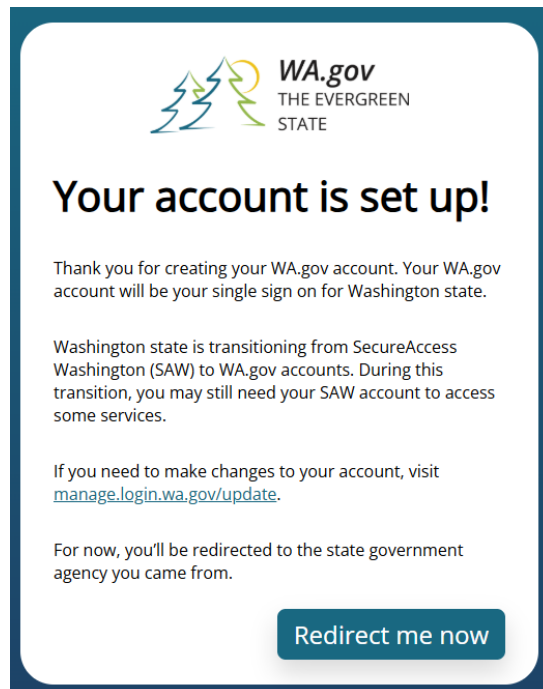
- Is at least 10 characters long
- Contains at least one capital letter
- Contains at least one lowercase letter
- Contains at least one of these special characters: !@#\$\$%^& or *
- Contains at least one number
- Does not repeat the same character more than twice in a row
- Does not contain your name
- Does not contain your email

* Password

Next

9. Your WA.gov account has been set up and you are verified to use PES.

10. Click 'Redirect me now' to continue your login to PES.



 **WA.gov**
THE EVERGREEN STATE

Your account is set up!

Thank you for creating your WA.gov account. Your WA.gov account will be your single sign on for Washington state.

Washington state is transitioning from SecureAccess Washington (SAW) to WA.gov accounts. During this transition, you may still need your SAW account to access some services.

If you need to make changes to your account, visit manage.login.wa.gov/update.

For now, you'll be redirected to the state government agency you came from.

Redirect me now

11. You will be redirected to PES; however you must login with your WA.gov account first.

The screenshot shows the login page for the OFM Population Estimate System. At the top is the WA.gov logo with the text "THE EVERGREEN STATE". Below the logo is the heading "Welcome" and the instruction "Log in with your WA.gov account to continue to OFM Population Estimate System". There is a text input field labeled "Phone or Username or Email*" containing the placeholder text "your WA.gov email address". Below the input field is a teal "Continue" button.

12. Provide your Password

The screenshot shows the password entry page. It features the WA.gov logo and the heading "Enter Your Password". The instruction reads "Enter the password for your WA.gov account to continue to OFM Population Estimate System". There is a text input field for the email address with an "Edit" link, and a password input field with a "Password*" label and a visibility toggle icon. Below the password field is a "Forgot password?" link and a teal "Continue" button.

13. You'll be redirected to the PES landing page.

The screenshot shows the landing page of the OFM Population Estimate System. The header includes the OFM logo, the system name "Population Estimate System", and the user's name "Welcome, Jane Doe" with links for "Home", "Admin", "Accounts", "Survey", and "Reports". A main section titled "April 1 Population Estimates" provides information about the survey and contact details for analyst Robert Kemp. Below this is a section for "Estimate Status for the City of Airway Heights: April Year 2026", which includes a "Jurisdiction Data Reporting" step and a "Week of March 1" indicator for the "Housing Unit and Population Survey (Form A)".

12. For general instructions on how to use PES, entering Form A data, viewing reports, or managing users, refer to the PES User Guide.

Visit the OFM [April 1 population estimates program information](#) web page to access the [PES User Guide](#) and other helpful information.