

The Affordable Care Act: Impacts in Washington State by Congressional District

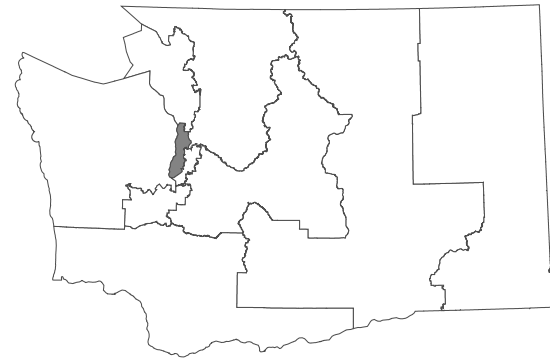
Washington State Office of Financial Management

May 2017

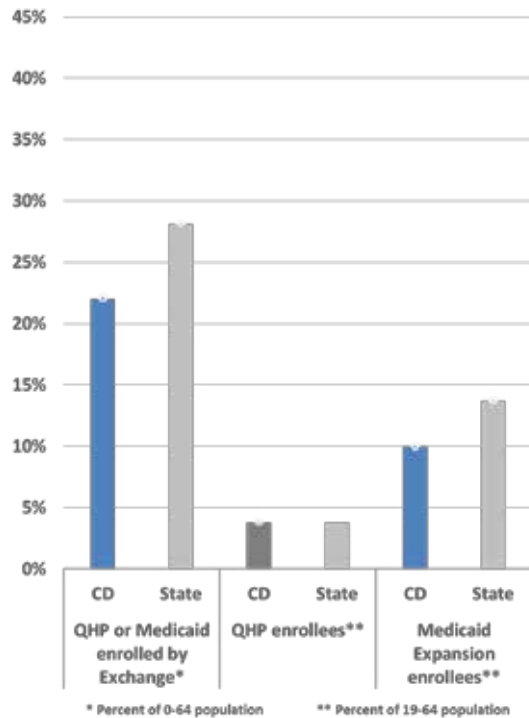
7th Congressional District

Selected measures for 2016

Medicaid expansion enrollees (ages 19-64 only)	52,135
Qualified Health Plan enrollees (all ages)	19,755
Average number of subsidized enrollees per month	12,291
Average monthly federal subsidy	\$241.55
Total federal subsidies	\$35,625,845

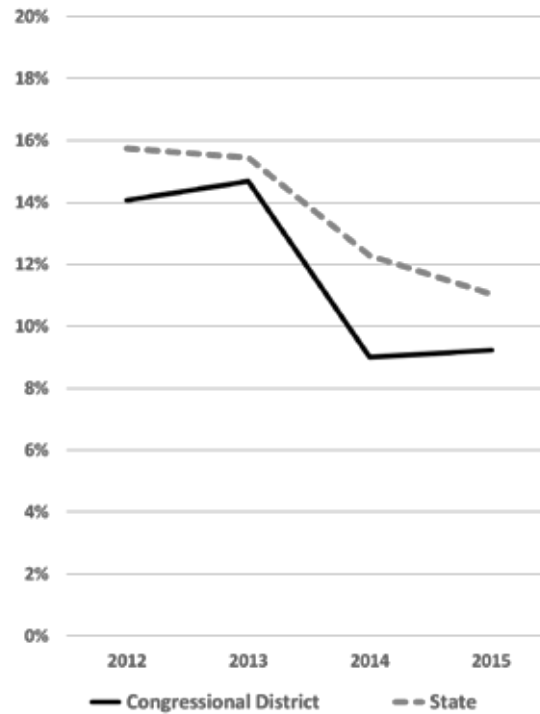


Medicaid and Exchange (QHP) enrollment in 2016

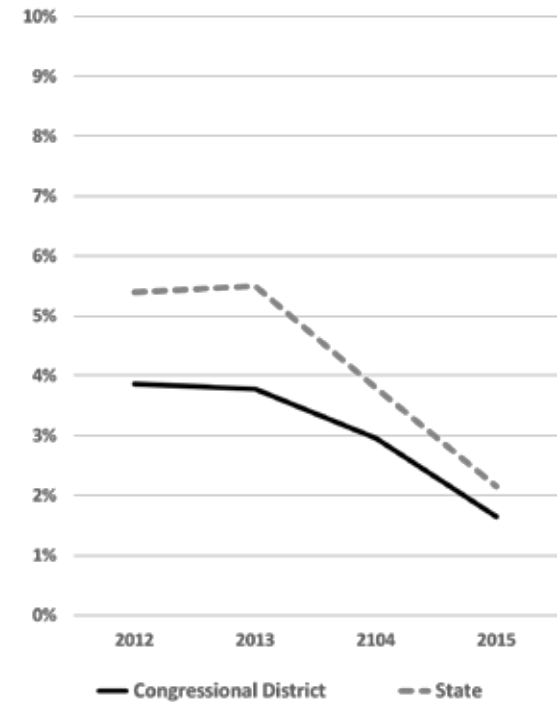


■ Lower than state
 ■ Higher than state
 ■ No different than state

Adults foregoing needed health care due to costs, 2012-15



Hospital charity care as a percent of adjusted revenues, 2012-15

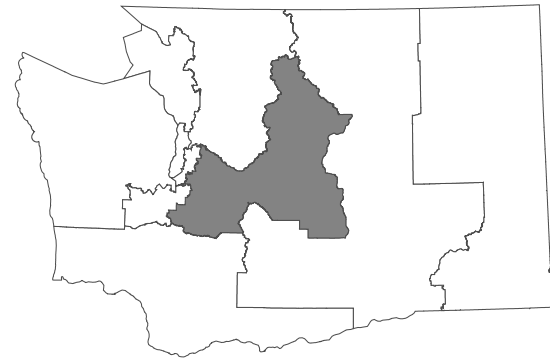


Sources and notes: Medicaid and QHP enrollee data and federal subsidies were provided by the Health Benefits Exchange; differences from the state, color coded in the chart, are statistically significant. Adults reporting having to forego needed care were taken from the Department of Health (DOH) Behavioral Risk Factors Surveillance System (BRFSS) data. Charity care as a percent of adjusted patient revenues (patient revenues excluding Medicare and Medicaid) were taken from the DOH charity care reports and excludes Harborview Medical Center

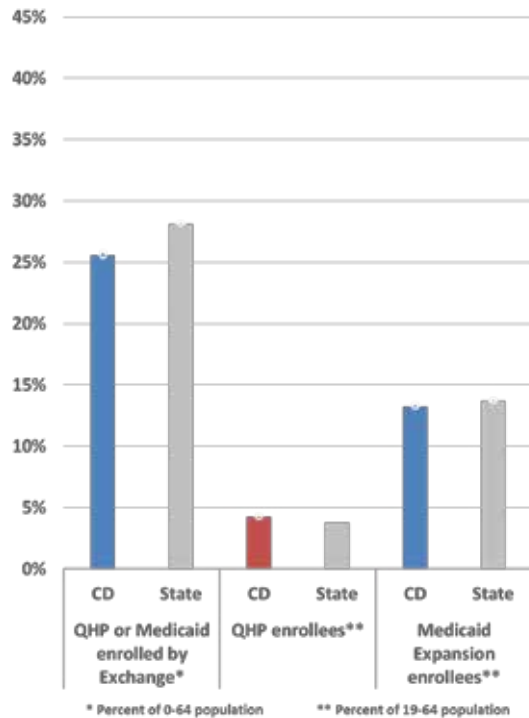
8th Congressional District

Selected measures for 2016

Medicaid expansion enrollees (ages 19-64 only)	56,294
Qualified Health Plan enrollees (all ages)	17,954
Average number of subsidized enrollees per month	11,991
Average monthly federal subsidy	\$256.53
Total federal subsidies	\$36,912,681

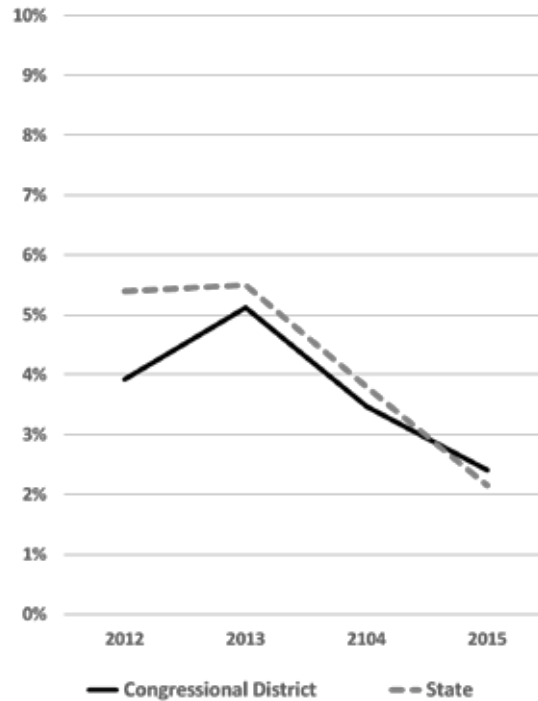


Medicaid and Exchange (QHP) enrollment in 2016

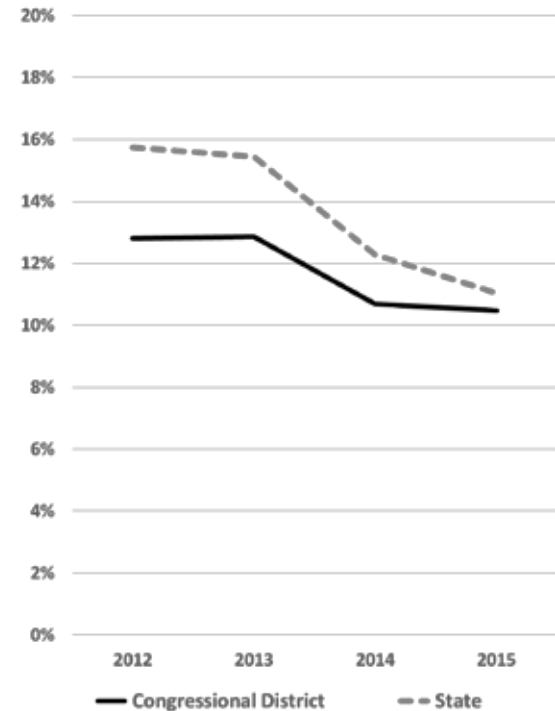


■ Lower than state
 ■ Higher than state
 ■ No different than state

Adults foregoing needed health care due to costs, 2012-15



Hospital charity care as a percent of adjusted revenues, 2012-15



Sources and notes: Medicaid and QHP enrollee data and federal subsidies were provided by the Health Benefits Exchange; differences from the state, color coded in the chart, are statistically significant. Adults reporting having to forego needed care were taken from the Department of Health (DOH) Behavioral Risk Factors Surveillance System (BRFSS) data. Charity care as a percent of adjusted patient revenues (patient revenues excluding Medicare and Medicaid) were taken from the DOH charity care reports and excludes Harborview Medical Center

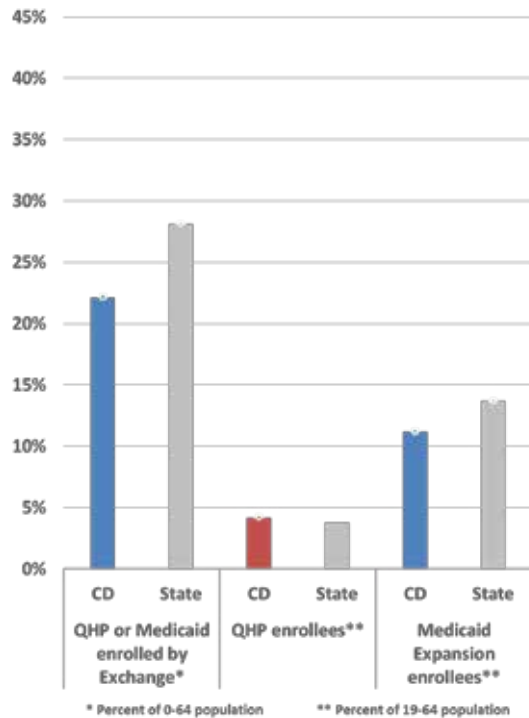
9th Congressional District

Selected measures for 2016

Medicaid expansion enrollees (ages 19-64 only)	50,675
Qualified Health Plan enrollees (all ages)	19,075
Average number of subsidized enrollees per month	11,839
Average monthly federal subsidy	\$241.79
Total federal subsidies	\$34,352,008

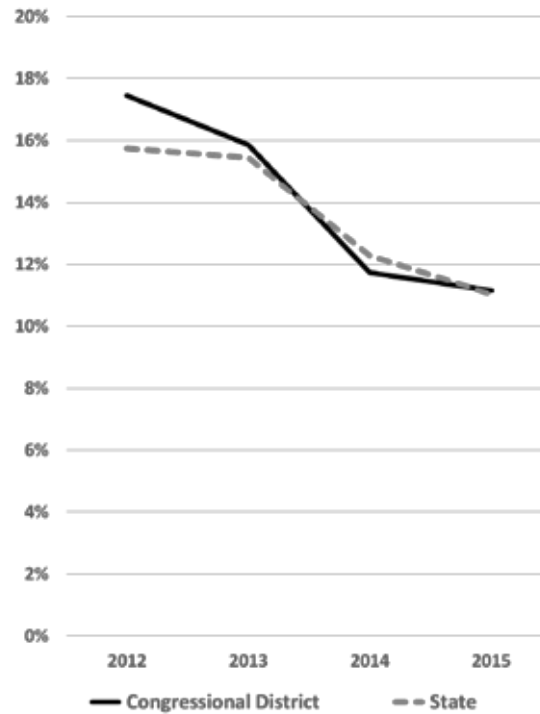


Medicaid and Exchange (QHP) enrollment in 2016

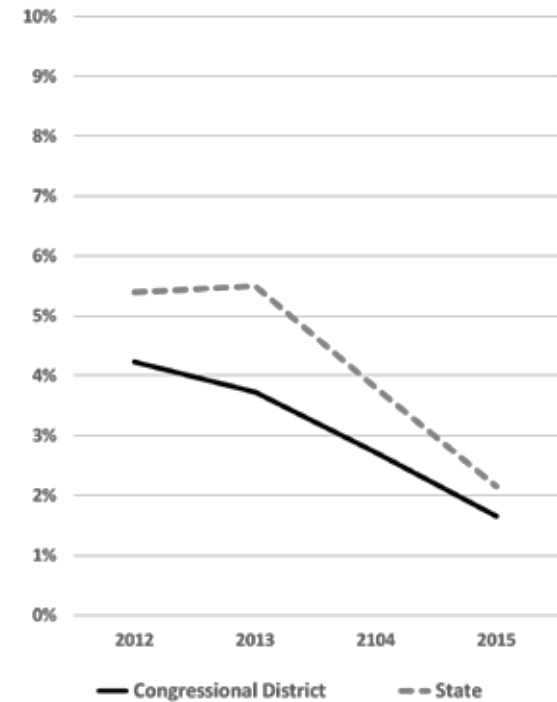


Lower than state Higher than state No different than state

Adults foregoing needed health care due to costs, 2012-15



Hospital charity care as a percent of adjusted revenues, 2012-15

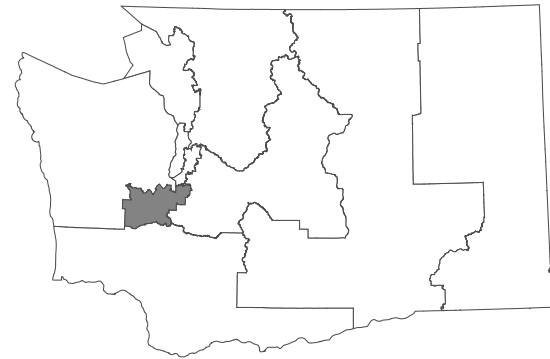


Sources and notes: Medicaid and QHP enrollee data and federal subsidies were provided by the Health Benefits Exchange; differences from the state, color coded in the chart, are statistically significant. Adults reporting having to forego needed care were taken from the Department of Health (DOH) Behavioral Risk Factors Surveillance System (BRFSS) data. Charity care as a percent of adjusted patient revenues (patient revenues excluding Medicare and Medicaid) were taken from the DOH charity care reports and excludes Harborview Medical Center

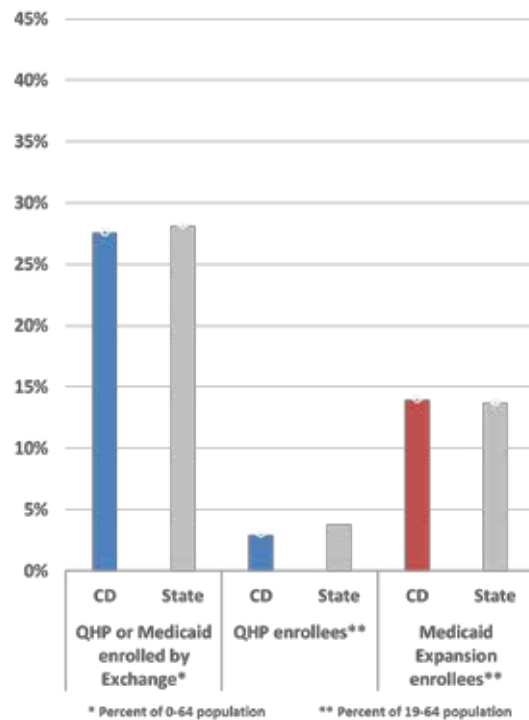
10th Congressional District

Selected measures for 2016

Medicaid expansion enrollees (ages 19-64 only)	61,528
Qualified Health Plan enrollees (all ages)	12,999
Average number of subsidized enrollees per month	9,451
Average monthly federal subsidy	\$276.74
Total federal subsidies	\$31,386,172

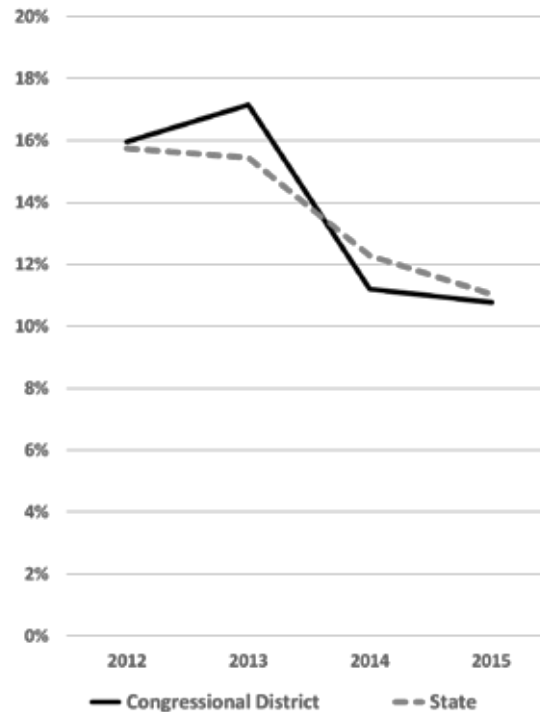


Medicaid and Exchange (QHP) enrollment in 2016

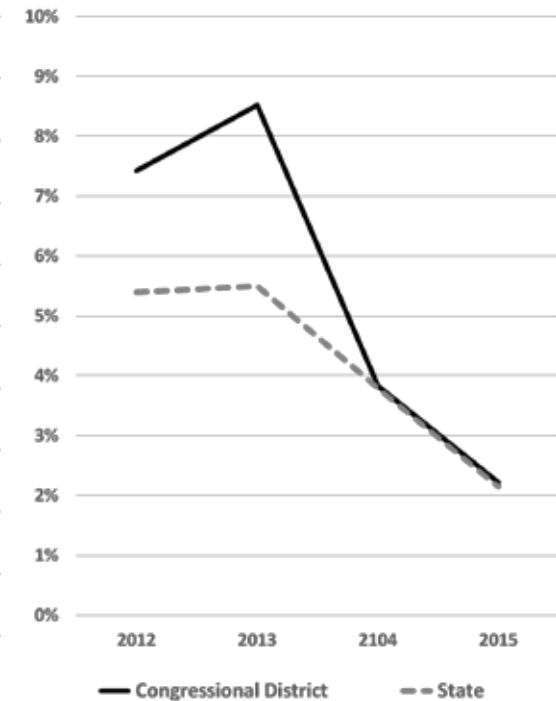


■ Lower than state
 ■ Higher than state
 ■ No different than state

Adults foregoing needed health care due to costs, 2012-15



Hospital charity care as a percent of adjusted revenues, 2012-15



Sources and notes: Medicaid and QHP enrollee data and federal subsidies were provided by the Health Benefits Exchange. Adults reporting having to forego needed care were taken from the Department of Health (DOH) Behavioral Risk Factors Surveillance System (BRFSS) data. Charity care as a percent of adjusted patient revenues (patient revenues excluding Medicare and Medicaid) were taken from the DOH charity care reports and excludes Harborview Medical Center